


**OMNIMATE Power - series BV/SV 7.62HP
BVF 7.62HP/03/180 BCF/04R SN BK BX**

Weidmüller Interface GmbH & Co. KG
Klingenbergstraße 16
D-32758 Detmold
Germany
Fon: +49 5231 14-0
Fax: +49 5231 14-292083
www.weidmueller.com



Combined 180° female plug with power and signal contacts in PUSH IN connection technology incl. self-locking middle flange interlock, optionally with pluggable shield connection in 7.62 pitch.

Enables simultaneous connection of power, signals and (optional) shielding. Ideal for connecting servo and asynchronous drives.

Meets the requirements of IEC 61800-5-1 and UL 1059 class C 600 V for the power contacts. The self-locking middle flange reduces space requirements by one pitch width in comparison with conventional solutions.

The pluggable shield connection has a wide contact area on the device housing and does not have to be separately bolted. Optional on request: without shield connection, without flange fastening or middle flange with additional screw mount.

General ordering data

Type	BVF 7.62HP/03/180 BCF/04R SN BK BX
Order No.	1080490000
Version	PCB plug-in connector, female plug, 7.62 mm, No. of poles: 3, 180°, PUSH IN, Clamping range, max.: 10 mm², Box
GTIN (EAN)	4032248843213
Qty.	50 pc(s).
Product data	IEC: 1000 V / 38 A / 0.5 - 10 mm² UL: 600 V / 35 A / AWG 24 - AWG 8
Packaging	Box

**OMNIMATE Power - series BV/SV 7.62HP
BVF 7.62HP/03/180 BCF/04R SN BK BX**

Weidmüller Interface GmbH & Co. KG
Klingenbergstraße 16
D-32758 Detmold
Germany
Fon: +49 5231 14-0
Fax: +49 5231 14-292083
www.weidmueller.com

Technical data**Dimensions and weights**

Net weight 20 g

System parameters

Product family	OMNIMATE Power - series BV/SV 7.62HP	Type of connection	PUSH IN
Wire connection method	PUSH IN	Pitch in mm (P)	7.62 mm
Pitch in inches (P)	0.3 inch	Conductor outlet direction	180°
No. of poles	3	L1 in mm	15.24 mm
L1 in inches	0.6 inch	Number of rows	1
Pin series quantity	1	Rated cross-section	6 mm ²
Touch-safe protection acc. to DIN VDE 57 106	Safe from finger touch	Touch-safe protection acc. to DIN VDE 0470	IP 20
Volume resistance	4.50 mΩ	Can be coded	Yes
Stripping length	12 mm	Screwdriver blade	0.6 x 3.5
Plugging cycles	25	push-in force/pole	12 N
Withdrawal force per pole	7 N	Packaging	Box

Material data

Insulating material	PA GF	Colour	Black
Colour chart (similar)	RAL 9011	Insulating material group	II
CTI	≥ 500	Insulation resistance	≥ 10 ⁸ Ω
UL 94 flammability rating	V-0	Contact material	Copper alloy
Contact surface	tinned	Layer structure of plug contact	6-8 μm Sn
Storage temperature, min.	-25 °C	Storage temperature, max.	55 °C
Max. relative humidity during storage	80 %	Operating temperature, min.	-50 °C
Operating temperature, max.	125 °C	Temperature range, installation, min.	-25 °C
Temperature range, installation, max.	125 °C		

Conductors suitable for connection

Clamping range, min.	0.5 mm ²	Clamping range, max.	10 mm ²
Solid, min. H05(07) V-U	0.5 mm ²	Solid, max. H05(07) V-U	10 mm ²
Flexible, min. H05(07) V-K	0.5 mm ²	Flexible, max. H05(07) V-K	6 mm ²
w. plastic collar ferrule, DIN 46228 pt 4, min.	0.5 mm ²	w. plastic collar ferrule, DIN 46228 pt 4, max.	6 mm ²
w. wire end ferrule, DIN 46228 pt 1, min.	0.5 mm ²	w. wire end ferrule, DIN 46228 pt 1, max.	10 mm ²

Rated data acc. to IEC

tested acc. to standard	IEC 60664-1, IEC 61984	Rated current, min. no. of poles (Tu=20°C)	38 A
Rated current, max. no. of poles (Tu=20°C)	38 A	Rated current, min. no. of poles (Tu=40°C)	34 A
Rated current, max. no. of poles (Tu=40°C)	34 A	Rated voltage for surge voltage class / pollution degree II/2	1,000 V
Rated voltage for surge voltage class / pollution degree III/2	1,000 V	Rated voltage for surge voltage class / pollution degree III/3	800 V
Rated impulse voltage for surge voltage class/ pollution degree II/2	6 kV	Rated impulse voltage for surge voltage class/ pollution degree III/2	8 kV
Rated impulse voltage for surge voltage class/ contamination degree III/3	8 kV	Short-time withstand current resistance	3 x 1s with 420 A
Clearance, min.	10.4 mm	Creepage distance, min.	12.7 mm

Creation date July 2, 2018 10:37:31 AM CEST


Catalogue status 29.06.2018 / We reserve the right to make technical changes.

**OMNIMATE Power - series BV/SV 7.62HP
BVF 7.62HP/03/180 BCF/04R SN BK BX**


Weidmüller Interface GmbH & Co. KG
Klingenbergstraße 16
D-32758 Detmold
Germany
Fon: +49 5231 14-0
Fax: +49 5231 14-292083
www.weidmueller.com

Technical data

Rated data acc. to CSA

Institute (CSA)				Certificate No. (CSA)	
				200039-1121690	
Rated voltage (Use group B)	600 V	Rated voltage (Use group C)	600 V	Rated current (use group B)	33 A
Rated voltage (use group D)	600 V	Rated current (use group D)	5 A	Wire cross-section, AWG, max.	AWG 8
Rated current (use group C)	33 A	Reference to approval values			
Wire cross-section, AWG, min.	AWG 24	Specifications are maximum values, details - see approval certificate.			

Rated data acc. to UL 1059

Institute (cURus)				Certificate No. (cURus)	
				E60693	
Rated voltage (use group B)	600 V	Rated voltage (use group C)	600 V	Rated current (use group B)	35 A
Rated voltage (use group D)	600 V	Rated current (use group D)	5 A	Wire cross-section, AWG, max.	AWG 8
Rated current (use group C)	35 A	Reference to approval values			
Wire cross-section, AWG, min.	AWG 24	Specifications are maximum values, details - see approval certificate.			

System specifications - Hybrid field | Technical data

stripping length (Signal)	8 mm	Pitch in mm (Signal)	3.81 mm
Pitch in inches (Signal)	0.15 inch	Number of poles (Signal)	4
L2 in mm	3.81 mm	L2 in inch	0.15 inch
Number of rows (Signal)	2	Contact material (Signal)	CuMg
Contact surface (Signal)	tinned	Rated voltage for overvoltage class/pollution severity level II/2 (Signal)	400 V
Rated voltage for overvoltage class/pollution severity level III/2 (Signal)	320 V	Rated voltage for overvoltage class/pollution severity level III/3 (Signal)	200 V
Rated impulse voltage for overvoltage class/pollution severity level II/2 (Signal)	4 kV	Rated impulse voltage for overvoltage class/pollution severity level III/2 (Signal)	4 kV
Rated impulse voltage for overvoltage class/pollution severity level III/3 (Signal)	4 kV	Short-time withstand current resistance (Signal)	3 x 1s with 80 A
Rated voltage (Use group B) (Signal)	300 V	Rated voltage (Use group C) (Signal)	50 V
Rated voltage (Use group D) (Signal)	300 V	Rated current (Use group B) (Signal)	9 A
Rated current (Use group C) (Signal)	9 A	Rated current (Use group D) (Signal)	9 A
Wire connection cross-section AWG (Signal)	AWG 26...AWG 16	Rated voltage (Use group B) (Signal)	300 V
Rated voltage (Use group C) (Signal)	50 V	Rated voltage (Use group D) (Signal)	300 V
Rated current (Use group B) (Signal)	5 A	Rated current (Use group C) (Signal)	5 A
Rated current (Use group D) (Signal)	5 A	Connector cross-section (Signal)	AWG 26...AWG 16

**OMNIMATE Power - series BV/SV 7.62HP
BVF 7.62HP/03/180 BCF/04R SN BK BX**

Weidmüller Interface GmbH & Co. KG
Klingenbergstraße 16
D-32758 Detmold
Germany
Fon: +49 5231 14-0
Fax: +49 5231 14-292083
www.weidmueller.com

Technical data
Classifications

ETIM 4.0	EC002637	ETIM 5.0	EC002637
ETIM 6.0	EC002637	eClass 6.2	27-26-07-04
eClass 7.1	27-44-04-02	eClass 8.1	27-44-04-02
eClass 9.0	27-44-04-02	eClass 9.1	27-44-04-02

Notes

Notes	<ul style="list-style-type: none"> • Technical specifications refer to the power contacts • Technical data of signal contacts: 50V / 5A, stripping length 8mm • Additional colours on request • Rated current related to rated cross-section & min. No. of poles. • Wire end ferrule with plastic collar to DIN 46228/4 • Wire end ferrule without plastic collar to DIN 46228/1 • Rated data refer only to the component itself. Clearance and creepage distances to other components are to be designed in accordance with the relevant application standards.
IPC conformity	Conformity: The products are developed, manufactured and delivered according international recognized standards and norms and comply with the assured properties in the data sheet resp. fulfill decorative properties in accordance with IPC-A-610 "Class 2". Further claims on the products can be evaluated on request.

Approvals

Approvals



ROHS

Conform

Downloads

Approval/Certificate/Document of Conformity	Declaration of the Manufacturer
Brochure/Catalogue	FL DRIVES EN MB DEVICE MANUF. EN FL DRIVES DE CAT 2 PORTFOLIOGUIDE EN FL HEATING ELECTR EN FL APPL INVERTER EN FL_BASE_STATION_EN FL ELEVATOR EN FL POWER SUPPLY EN FL 72H SAMPLE SER EN PO OMNIMATE EN
Engineering Data	EPLAN_WSCAD
Motion controllers white paper	Download Whitepaper
User Documentation	Operating Instruction BVF
White Paper UL 600 V	Download Whitepaper
White Paper wire connection	Download Whitepaper

Creation date July 2, 2018 10:37:31 AM CEST

Catalogue status 29.06.2018 / We reserve the right to make technical changes.

4

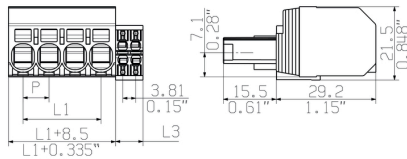
Data sheet

**OMNIMATE Power - series BV/SV 7.62HP
 BVF 7.62HP/03/180 BCF/04R SN BK BX**

Weidmüller Interface GmbH & Co. KG
 Klingenbergstraße 16
 D-32758 Detmold
 Germany
 Fon: +49 5231 14-0
 Fax: +49 5231 14-292083
 www.weidmueller.com

Drawings

Dimensional drawing



Graph

