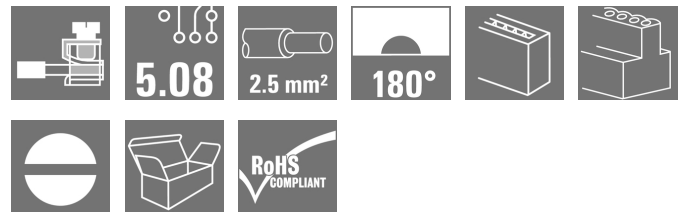


OMNIMATE Signal - series BL/SL 5.08
BL 5.08/03/180 SN OR BX

Weidmüller Interface GmbH & Co. KG
 Klingenbergstraße 16
 D-32758 Detmold
 Germany
 Fon: +49 5231 14-0
 Fax: +49 5231 14-292083
 www.weidmueller.com



Female plugs with leaf-spring wire connection system.
 The female plugs provide space for labelling.

General ordering data

| | |
|---------------------|---|
| Delivery status | This article will no longer be available in the future. |
| Available until | 2019-12-31 |
| Type | BL 5.08/03/180 SN OR BX |
| Order No. | 1716330000 |
| Version | PCB plug-in connector, female plug, 5.08 mm, No. of poles: 3, 180°, Pressure clamp connection, Clamping range, max. : 2.08 mm², Box |
| GTIN (EAN) | 4008190376369 |
| Qty. | 100 pc(s). |
| Product data | IEC: 400 V / 14 A / 0.2 - 1.5 mm² UL: 300 V / 10 A / AWG 26 - AWG 14 |
| Packaging | Box |
| Alternative product | 1943590000 |

**OMNIMATE Signal - series BL/SL 5.08
BL 5.08/03/180 SN OR BX**

Weidmüller Interface GmbH & Co. KG
Klingenbergstraße 16
D-32758 Detmold
Germany
Fon: +49 5231 14-0
Fax: +49 5231 14-292083
www.weidmueller.com

Technical data
Dimensions and weights

Net weight 4.05 g

System parameters

| | | | |
|----------------------------|-------------------------------------|--|---------------------------|
| Product family | OMNIMATE Signal - series BL/SL 5.08 | Wire connection method | Pressure clamp connection |
| Pitch in mm (P) | 5.08 mm | Pitch in inches (P) | 0.2 inch |
| Conductor outlet direction | 180° | No. of poles | 3 |
| L1 in mm | 10.16 mm | L1 in inches | 0.4 inch |
| Number of rows | 1 | Pin series quantity | 1 |
| Rated cross-section | 1.5 mm ² | Touch-safe protection acc. to DIN VDE 0470 | IP 00 |
| Volume resistance | 4.60 mΩ | Can be coded | Yes |
| Stripping length | 6 mm | Tightening torque, min. | 0.4 Nm |
| Tightening torque, max. | 0.5 Nm | Clamping screw | M 2.5 |
| Screwdriver blade | 0.6 x 3.5 | Screwdriver blade standard | DIN 5264 |
| Plugging cycles | 25 | Withdrawal force per pole | 1.6 N |
| Packaging | Box | | |

Material data

| | | | |
|---------------------------------------|----------|---------------------------------------|--------------------------|
| Insulating material | PA | Colour | Orange |
| Colour chart (similar) | RAL 2000 | Insulating material group | I |
| CTI | ≥ 600 | Insulation resistance | ≥ 10 ⁸ Ω |
| UL 94 flammability rating | V-2 | Contact material | CuSn |
| Contact surface | tinned | Layer structure of plug contact | 4-8 μm Sn hot-dip tinned |
| Storage temperature, min. | -25 °C | Storage temperature, max. | 55 °C |
| Max. relative humidity during storage | 80 % | Operating temperature, min. | -50 °C |
| Operating temperature, max. | 100 °C | Temperature range, installation, min. | -25 °C |
| Temperature range, installation, max. | 100 °C | | |

Conductors suitable for connection

| | | | |
|---|----------------------|---|----------------------|
| Clamping range, min. | 0.13 mm ² | Clamping range, max. | 2.08 mm ² |
| Wire connection cross section AWG, min. | AWG 26 | Wire connection cross section AWG, max. | AWG 14 |
| Solid, min. H05(07) V-U | 0.2 mm ² | Solid, max. H05(07) V-U | 1.5 mm ² |
| Flexible, min. H05(07) V-K | 0.2 mm ² | Flexible, max. H05(07) V-K | 1.5 mm ² |
| w. plastic collar ferrule, DIN 46228 pt 4, min. | 0.2 mm ² | w. plastic collar ferrule, DIN 46228 pt 4, max. | 1 mm ² |
| w. wire end ferrule, DIN 46228 pt 1, min. | 0.2 mm ² | w. wire end ferrule, DIN 46228 pt 1, max. | 1.5 mm ² |
| Plug gauge acc. to EN 60999 a x b; Ø | 2.4 mm x 1.5 mm | | |

OMNIMATE Signal - series BL/SL 5.08 BL 5.08/03/180 SN OR BX


Weidmüller Interface GmbH & Co. KG
Klingenbergstraße 16
D-32758 Detmold
Germany
Fon: +49 5231 14-0
Fax: +49 5231 14-292083
www.weidmueller.com

Technical data


Rated data acc. to IEC

| | | | |
|---|------------------------|---|-------|
| tested acc. to standard | IEC 60664-1, IEC 61984 | Rated current, min. no. of poles (Tu=20°C) | 14 A |
| Rated current, max. no. of poles (Tu=20°C) | 12 A | Rated current, min. no. of poles (Tu=40°C) | 12 A |
| Rated current, max. no. of poles (Tu=40°C) | 10 A | Rated voltage for surge voltage class / pollution degree II/2 | 400 V |
| Rated voltage for surge voltage class / pollution degree III/2 | 320 V | Rated voltage for surge voltage class / pollution degree III/3 | 250 V |
| Rated impulse voltage for surge voltage class/ pollution degree II/2 | 4 kV | Rated impulse voltage for surge voltage class/ pollution degree III/2 | 4 kV |
| Rated impulse voltage for surge voltage class/ contamination degree III/3 | 4 kV | | |

Rated data acc. to CSA

| | | | |
|-------------------------------|---|-------------------------------|----------------|
| Institute (CSA) |  | Certificate No. (CSA) | 200039-1027343 |
| Rated voltage (Use group B) | 300 V | Rated voltage (use group D) | 300 V |
| Rated current (use group B) | 10 A | Rated current (use group D) | 10 A |
| Wire cross-section, AWG, min. | AWG 26 | Wire cross-section, AWG, max. | AWG 14 |
| Reference to approval values | Specifications are maximum values, details - see approval certificate. | | |

Rated data acc. to UL 1059

| | | | |
|-------------------------------|---|-------------------------------|--------|
| Institute (UR) |  | Certificate No. (UR) | E60693 |
| Rated voltage (use group B) | 300 V | Rated voltage (use group D) | 300 V |
| Rated current (use group B) | 10 A | Rated current (use group D) | 10 A |
| Wire cross-section, AWG, min. | AWG 26 | Wire cross-section, AWG, max. | AWG 14 |
| Reference to approval values | Specifications are maximum values, details - see approval certificate. | | |

Classifications

| | | | |
|------------|-------------|------------|-------------|
| ETIM 3.0 | EC001284 | ETIM 4.0 | EC002637 |
| ETIM 5.0 | EC002637 | ETIM 6.0 | EC002637 |
| UNSPSC | 30-21-18-10 | eClass 5.1 | 27-26-07-04 |
| eClass 6.2 | 27-26-07-04 | eClass 7.1 | 27-44-04-02 |
| eClass 8.1 | 27-44-04-02 | eClass 9.0 | 27-44-04-02 |
| eClass 9.1 | 27-44-04-02 | | |

Data sheet

**OMNIMATE Signal - series BL/SL 5.08
BL 5.08/03/180 SN OR BX**

Weidmüller Interface GmbH & Co. KG
Klingenbergstraße 16
D-32758 Detmold
Germany
Fon: +49 5231 14-0
Fax: +49 5231 14-292083
www.weidmueller.com

Technical data

Notes

| | |
|----------------|--|
| Notes | <ul style="list-style-type: none"> • Additional colours on request • Gold-plated contact surfaces on request • Rated current related to rated cross-section & min. No. of poles. • Wire end ferrule without plastic collar to DIN 46228/1 • Wire end ferrule with plastic collar to DIN 46228/4 • P on drawing = pitch • Do not tighten screws in inserted condition • Rated data refer only to the component itself. Clearance and creepage distances to other components are to be designed in accordance with the relevant application standards. |
| IPC conformity | Conformity: The products are developed, manufactured and delivered according international recognized standards and norms and comply with the assured properties in the data sheet resp. fulfill decorative properties in accordance with IPC-A-610 "Class 2". Further claims on the products can be evaluated on request. |

Approvals

Approvals



ROHS Conform

Downloads

| | |
|---|---|
| Approval/Certificate/Document of Conformity | Declaration of the Manufacturer |
| Brochure/Catalogue | FL DRIVES EN MB DEVICE MANUF. EN FL DRIVES DE FL BUILDING SAFETY EN FL APPL LED LIGHTING EN FLIndustr.CONTROLS EN FL MACHINE SAFETY EN FL HEATING ELECTR EN FL APPL INVERTER EN FL_BASE_STATION_EN FL ELEVATOR EN FL POWER SUPPLY EN FL 72H SAMPLE SER EN PO OMNIMATE EN |

**OMNIMATE Signal - series BL/SL 5.08
BL 5.08/03/180 SN OR BX**

Weidmüller Interface GmbH & Co. KG
Klingenbergstraße 16
D-32758 Detmold
Germany
Fon: +49 5231 14-0
Fax: +49 5231 14-292083
www.weidmueller.com

Drawings**Dimensional drawing**