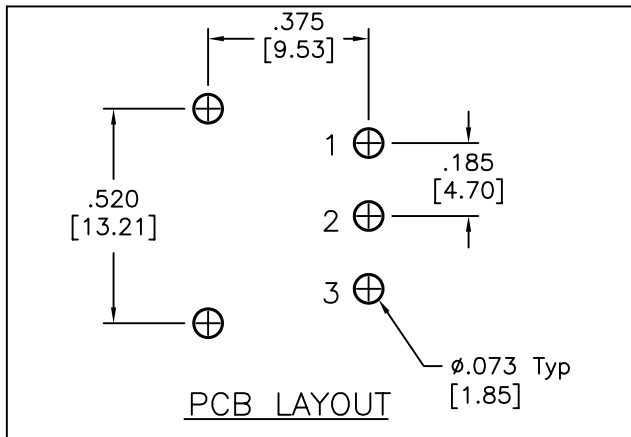
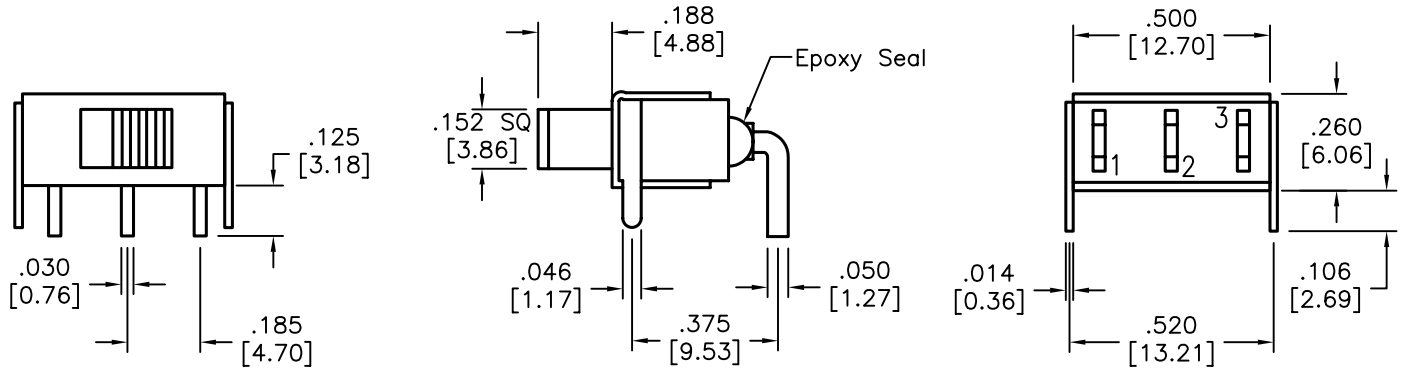


DCP #	REV	DESCRIPTION	DRAWN	DATE	CHECKD	DATE	APPRVD	DATE
1501	A	RELEASED	JWM	10/16/03	HO	10/17/03	DJC	10/17/03



# SPECIFICATIONS

## ELECTRICAL

CONTACT RATING:

0.4 VA Max. at 20 V Max. (AC or DC)

CONTACT RESISTANCE: 10 MILLIOHMS MAX.

INSULATION RESISTANCE: 1,000 MEGOHMS MIN. AT 500 VDC

DIELECTRIC STRENGTH: 1,000 VRMS

## MECHANICAL

LIFE: 30,000 CYCLES

## ENVIRONMENTAL

OPERATING TEMPERATURE: -30°C TO +85°C





## MATERIAL

CASE: DAP, UL94V-0

HOUSING: STAINLESS STEEL

ACTUATOR: NYLON, BLACK

CONTACTS/TERMINALS: COPPER ALLOY, GOLD PLATED

	SWITCHING FUNCTION		
			
CONN. TERMS	ON	NONE	ON
	2-1	OPEN	2-3
SCHEMATIC	SPDT  2 Comm.		

NON-SHORTING TYPE

SPC-F004.DWG

TOLERANCES: UNLESS OTHERWISE SPECIFIED, DIMENSIONS ARE FOR REFERENCE PURPOSES ONLY.	DRAWN BY:	DATE:	DRAWING TITLE:			
	Jeff McVicker	10/16/03	Slide Switch, Right Angle, SPDT			
	CHECKED BY:	DATE:	SIZE	DWG. NO.	ELECTRONIC FILE	REV
	Hisham Odish	10/17/03	A	SPC12420	53H6679.dwg	A
	APPROVED BY:	DATE:	SCALE: NTS		U.O.M.: INCHES [mm]	SHEET: 1 OF 1
	Daniel Carey	10/17/03				