



## SLLCP40-1190P88

### ▶ LS SERIES FULL FEATURE HEAVY-DUTY TYPE 4 SAFETY LIGHT CURTAINS



EZ-SCREEN LS Cascade, Pair

Resolution: 40 mm; Range: 12 m (40 ft)

Defined Area: 1190 mm (46.9 in.); Housing: Yellow

Connection: M12 8-pin 300 mm Pigtail QD; 2x OSSD, EDM, Fault Out & Fault Reset

Part Number: 89794

#### CERTIFICATIONS



#### SPECIFICATIONS

|  |                        |
|--|------------------------|
| Primary Housing Material   | Aluminum               |
| Safety Level   | Type 4                 |
| Effective Aperture Angle   | Type 4 Per IEC 61496-2 |
| Connector Type   | M12 Pigtail (Yellow)   |
| Defined Area (mm)  | 1190                   |
| Dimensions WxD (mm)  | 36 x 45                |
| Overall Length (mm)  | 1193                   |
| External Monitoring Device   | 1 Channel              |
| <p>By accepting cookies, we give you the best experience throughout our site, including access to My Account, My Library, and My Wish List. To learn more, visit our privacy policy.</p> |                        |
| Housing Finish   | Yellow Polyester       |

|   |                           |
|---|---------------------------|
| <b>IP Rating</b>  | IP65; IP67                |
| <b>Number of Pins (Receiver/Emitter)</b>  | 8                         |
| <b>Operating Distance (m)</b>   | 0.1 - 12                  |
| <b>Operating Voltage</b>  | 24 V dc +/- 15%           |
| <b>Operating Temperature</b>  | -20 to +55 deg. C; RH 95% |
| <b>PL Rating</b>  | PLe                       |
| <b>Recovery Time</b>  | 49 / 168                  |
| <b>Resolution (mm)</b>  | 40                        |
| <b>Reduced Resolution</b>   | No                        |
| <b>Response Time</b>  | 12                        |
| <b>SIL Rating</b>   | SIL3; CL3                 |
| <b>Electrical Safety Class</b>  | III                       |
| <b>Scan Code</b>  | Selectable                |
| <b>Shock</b>  | 10g at 16ms (6000 cycles) |
| <b>Short Protection</b>   | Yes                       |
| <b>System Type</b>  | Emitter/Receiver Pair     |
| <b>Vibration</b>  | 10-55 Hz at 0.35 mm       |
| <b>Auxiliary Output</b>   | No                        |
| <b>Fault Output</b>   | Yes                       |
| <b>Housing Material</b>   | Aluminum; Zinc; Acrylic   |
| <b>OSSD Rating</b>  | 24 V dc at 0.5 A each     |
| <b>Supply Current</b>   | 151 mA Typical            |
| <b>Trip/Latch Output</b>  | Trip                      |
| <b>Test Input</b>   | No                        |
| <b>Feature: Cascade</b>   | Yes                       |
| <b>Feature: End-to-End Sensing</b>  | Yes                       |
| <p><b>By accepting cookies, we give you the best experience throughout our site, including access to My Account, My Library, and My Wish List. To learn more, visit our privacy policy.</b></p> |                           |
| <b>Feature: ESD Safe</b>  | No                        |

|                                 |    |
|---------------------------------|----|
| <b>Feature: Integral Muting</b> | No |
|---------------------------------|----|

## RELATED PRODUCTS



### DOUBLE ENDED CORDSETS

|   |  |
|---|--|
|    | <p><b>DEE2R-81D</b></p> <p>Euro-style Quick-Disconnect Cable ; 8 Pin Double Ended With 1 Female &amp; 1 Male Connector; 0.3 m (1 ft) in Length; 22 GA Cascadeable</p>                              |
|    | <p><b>DEE2R-83D</b></p> <p>Euro-style Quick Disconnect Cable; Double-ended; 8 Pin Male Connector Straight; 8 Pin Female Connector Straight; 0.91 m Length; Chrome plated brass coupling nut</p>    |
|    | <p><b>DEE2R-812D</b></p> <p>Euro-style Quick Disconnect Cable; Double-ended; 8-pin Male Connector Straight; 8-pin Female Connector Straight; 3.66 m Length; Chrome plated brass coupling nut</p>   |
|   | <p><b>DEE2R-815D</b></p> <p>Euro-style Quick Disconnect Cable; Double-ended; 8 Pin Male Connector Straight; 8 Pin Female Connector Straight; 4.57 m Length; Chrome plated brass coupling nut</p>   |
|  | <p><b>DEE2R-825D</b></p> <p>Euro-style Quick Disconnect Cable; Double-ended; 8 Pin Male Connector Straight; 8 Pin Female Connector Straight; 7.62 m Length; Chrome plated brass coupling nut</p>   |
|  | <p><b>DEE2R-830D</b></p> <p>Euro-style Quick Disconnect Cable; Double-ended; 8 Pin Male Connector Straight; 8 Pin Female Connector Straight; 9.14 m Length; Chrome plated brass coupling nut</p>   |
|  | <p><b>DEE2R-850D</b></p> <p>Euro-style Quick Disconnect Cable; Double-ended; 8 Pin Male Connector Straight; 8 Pin Female Connector Straight; 15.24 m Length; Chrome plated brass coupling nut</p>  |
|  | <p><b>DEE2R-875D</b></p> <p>Euro-style Quick Disconnect Cable; Double-ended; 8 Pin Male Connector Straight; 8 Pin Female Connector Straight; 22.86 m Length; Chrome plated brass coupling nut</p>  |
|  | <p><b>DEE2R-8100D</b></p> <p>Euro-style Quick Disconnect Cable; Double-ended; 8 Pin Male Connector Straight; 8 Pin Female Connector Straight; 30.48 m Length; Chrome plated brass coupling nut</p> |






By accepting cookies, we give you the best experience throughout our site, including access to [My Account](#), [My Library](#), and [My Wish List](#). To learn more, visit our [privacy policy](#).

|   |   |
|---|---|
|    | <p><b>DELS-110E</b></p> <p>Double-Ended Cordset ; LS Custom to LS Custom ; 12-pin Custom Female Straight Connector ; 0.07 m (.23 ft) in length</p>  |
|    | <p><b>DELS-111E</b></p> <p>Double-Ended Cordset ; LS Custom to LS Custom ; 12-pin Custom Female Straight Connector ; 0.3 m (1 ft) in length</p>   |
|    | <p><b>DELS-113E</b></p> <p>Double-Ended Cordset; LS Custom to LS Custom; 12-pin Custom Female Straight Connector; 1.0 m (3.3 ft) in Length</p>  |
|    | <p><b>DELS-118E</b></p> <p>Double-Ended Cordset ; LS Custom to LS Custom ; 12-pin Custom Female Straight Connector ; 2.5 m (8.2 ft) in length</p>   |
|    | <p><b>DELS-1115E</b></p> <p>Double-Ended Cordset ; LS Custom to LS Custom ; 12-pin Custom Female Straight Connector ; 4.6 m (15 ft) in length</p>   |
|   | <p><b>DELS-1125E</b></p> <p>Double-Ended Cordset ; LS Custom to LS Custom ; 12-pin Custom Female Straight Connector ; 8.0 m (26.2 ft) in length</p>   |
|  | <p><b>DELS-1150E</b></p> <p>Double-Ended Cordset ; LS Custom to LS Custom ; 12-pin Custom Female Straight Connector ; 15.3 m (50.2 ft) in length</p>  |
|  | <p><b>DELSEF-40D</b></p> <p>Double-Ended Cordset ; Euro-Style Quick Disconnect to LS Custom ; 5-pin Female Straight Connector ; Nickel Plated Brass Coupling Nut ; 0.07 m (0.23 ft) in Length</p> |
|  | <p><b>DELSEF-41D</b></p> <p>Double-Ended Cordset ; Euro-Style Quick Disconnect to LS Custom ; 5-pin Female Straight Connector ; Nickel Plated Brass Coupling Nut ; 0.3 m (1 ft) in Length</p>     |
|  | <p><b>DELSEF-43D</b></p> <p>Double-Ended Cordset ; Euro-Style Quick Disconnect to LS Custom ; 5-pin Female Straight Connector ; Nickel Plated Brass Coupling Nut ; 1.0 m (3.3 ft) in Length</p>   |
|  | <p><b>DELSEF-48D</b></p> <p>Double-Ended Cordset ; Euro-Style Quick Disconnect to LS Custom ; 5-pin Female Straight Connector ; Nickel Plated Brass Coupling Nut ; 2.5 m (8.2 ft) in Length</p>   |



By accepting cookies, we give you the best experience throughout our site, including access to My Account, My Library, and My Wish List. To learn more, visit our privacy policy.

|   |  |
|---|--|
|  | <b>DELSEF-415D</b>   |
|   | Double-Ended Cordset ; Euro-Style Quick Disconnect to LS Custom ; 5-pin Female Straight Connector ; Nickel Plated Brass Coupling Nut ; 4.6 m (15 ft) in Length |
|  | <b>DELSEF-81D</b>  |
|   | Double-Ended Cordset ; Euro-Style Quick Disconnect to LS Custom ; 8-pin Female Straight Connector ; Nickel Plated Brass Coupling Nut ; 0.3 m (1 ft) in Length  |









## SINGLE ENDED CORDSETS

|   |   |
|---|---|
|    | <b>QDE-815D</b>   |
|   | Euro-Style Quick Disconnect Cable; 8 Pin Euro-Style Female Connector; 5 m (15 ft) in Length; Non-Shielded         |
|    | <b>QDE-825D</b>   |
|   | Euro-Style Quick Disconnect Cable; 8 Pin Euro-Style Female Connector; 8 m (25 ft) in Length; Non-Shielded         |
|   | <b>QDE-850D</b>   |
|   | Euro-Style Quick Disconnect Cable; 8 Pin Euro-Style Female Connector; 15 m (50 ft) in Length; Non-Shielded        |
|  | <b>QDE-875D</b>   |
|   | Euro-Style Quick Disconnect Cable; 8 Pin Euro-Style Female Connector; 23 m (75 ft) in Length                      |
|  | <b>QDE-8100D</b>  |
|   | Euro-Style Quick Disconnect Cable; 8 Pin Euro-Style Female Connector; 30 m (100 ft) in Length; Non-Shielded Cable |





## SPLITTER CORDSETS

|   |  |
|---|--|
|  | <b>CSB-M1280M1280</b>  |
|   | Euro-style Quick Disconnect Splitter Connector; 8-Pin Male Trunk Straight; 8-Pin Female Straight Branches (2); Black PUR Splitter Junction Cable                                 |
|  | <b>CSB-M1281M1281</b>  |
|   | Euro-style Quick Disconnect Splitter Cable; 8 Pin Double-ended with 0.3 Female Branches and; Male Rotatable Trunk Connector; 0.3 m Trunk Length ; 8X22 GA 1 Ft Trunk 1 Ft Branch |



By accepting cookies, we give you the best experience throughout our site, including access to **My Account**, **My Library**, and **My Wish List**. To learn more, visit our [privacy policy](#).

|   |   |
|---|---|
|  | <p><b>CSB-M1288M1281</b></p>  |
|  | <p>Euro-style Quick Disconnect Splitter Cable; 8 Pin Double-ended with 0.3 Female Branches and ; Male Rotatable Trunk Connector; 2.5m Trunk Length; 8X22 GA 8 Ft Trunk 1 Ft Branch</p>                                    |
|  | <p><b>CSB-M12815M1281</b></p>   |
|  | <p>Euro-style Quick Disconnect Splitter Cordset; 8-Pin Male Straight Trunk ; 4.6 M (15ft) in length; 8-Pin Female Straight Branches (2); 0.3 m (1 ft) in length; Black PUR Splitter Junction; Yellow PVC Cable Jacket</p> |
|  | <p><b>CSB-M12825M1281</b></p>   |
|  | <p>Euro-style Quick Disconnect Splitter Cable; 8 Pin Double-ended With 0.3 Female Branches and; Male Rotatable Trunk Connector; 8 m Trunk Length; 8X22 GA 25 Ft Trunk 1 Ft Branch</p>                                     |
|  | <p><b>CSB-UNT825M1281</b></p>   |
|  | <p>Euro-style Quick Disconnect Splitter Cable; 8 Pin; 0.3 m Female Branches Unterminated Trunk; 8 m (25 ft) in Length; 8X22 GA 25 Ft Trunk 1 Ft Branch</p>  |



## ADAPTERS, BRACKETS, CLAMPS AND MOUNTING ACCESSORIES

|   |  |
|---|--|
|   | <p><b>EZLSA-MBK-11</b></p>   |
|  | <p>EZ-SCREEN LS Accessory Bracket: End Mount; Includes Two Brackets and Hardware; Rotation: 360 Degrees in 23 Degree Increments; 8 ga. Steel, Black Zinc Plated</p>                    |
|  | <p><b>EZLSA-MBK-12</b></p>   |
|  | <p>EZ-SCREEN LS Accessory Bracket: Center Mount; Includes One Bracket and Hardware; Rotation: +15 Degrees and - 15 Degrees; 8 ga. Steel, Black Zinc Plated and Die-Cast Zinc Clamp</p> |




## ENCLOSURES - SAFETY LIGHT

|   |  |
|---|--|
|  | <p><b>EZLSA-TE-1190</b></p>  |
|  | <p>Accessory: Tubular Enclosure for EZ Screen LS; Length 1190 mm</p> |




## SGS AND LS MUTING ARM KITS

|   |  |
|---|--|
|  | <p><b>SGSA-ML-L-LPQ20</b></p>  |
|  | <p>Safety Grid System and LS Light Curtain, Accessory; Mute Arm Kit: L Configuration Left Side; Includes: One Sensor Arm with Two Q20PLPQ5 Sensors Installed; One Reflector Arm with Two Reflectors Installed, and Mounting Hardware</p> |

By accepting cookies, we give you the best experience throughout our site, including access to My Account, My Library, and My Wish List. To learn more, visit our privacy policy.

|   |  |
|---|--|
|  | <p><b>SGSA-ML-R-LPQ20</b></p> <p>Safety Grid System and LS Light Curtain, Accessory; Mute Arm Kit: L Configuration Right Side; Includes: One Sensor Arm with Two Q20PLPQ5 Sensors Installed; One Reflector Arm with Two Reflectors Installed, and Mounting Hardware</p>              |
|  | <p><b>SGSA-MT-LPQ20</b></p> <p>Safety Grid System and LS Light Curtain, Accessory; Mute Arm Kit: T Configuration; Includes: Two Sensor Arms with Two Q20PLPQ5 sensors installed on each arm; Two Reflector Arms with Two Reflectors Installed on Each Arm, and Mounting Hardware</p> |
|  | <p><b>SGSA-MX-LPQ20</b></p> <p>Safety Grid System and LS Light Curtain, Accessory; Mute Arm Kit: X Configuration; Includes: Two Sensor Arms with One Q20PLPQ5 Sensor Installed on Each Arm; Two Reflector Arms with One Reflectors Installed on Each Arm, and Mounting Hardware</p>  |

## ACCESSORIES

|   |  |
|---|--|
|    | <p><b>EZA-RBK-1</b></p> <p>EZA-RBK-1 EZS ACCESSORY REMOTE PROGRAMING KEY BOX</p>   |
|   | <p><b>EZLSA-K30LGR</b></p> <p>K30 EZ-LIGHT for end-mounting to SLLCRxx Cascade EZ-SCREEN LS; Green (OSSDs ON), Red (OSSDs OFF), and Red Flashing (Receiver lockout, OSSDs OFF); End-mount to receiver via cascade RD connector and two Phillips screws</p> |
|  | <p><b>EZLSA-K30LXR</b></p> <p>K30 EZ-LIGHT for end-mounting to SLLCRxx; Cascade EZ-SCREEN LS; Red (OSSDs OFF) ; and Red Flashing (Receiver lockout, OSSDs OFF); End-mount to Receiver via Cascade RD Connector; and two Phillips Screws</p>                |



Banner Engineering Corp. | 9714 Tenth Avenue North | Minneapolis, MN 55441 | United States of America

By accepting cookies, we give you the best experience throughout our site, including access to **My Account**, **My Library**, and **My Wish List**. To learn more, visit our [privacy policy](#).

**By accepting cookies, we give you the best experience throughout our site, including access to My Account, My Library, and My Wish List. To learn more, visit our privacy policy.**