



Coupling connectors

Apex

2/3/4/6/10/14 way sealed coupling housings for 2.8 mm terminals

Features

- 2-3-4-6-10 and 14 position housings available
- Single row 5.25 mm pitch for 2-3-4 position housings
- Double row 5.25 x 6.40 mm pitch for 6-10 and 14 position housings
- Circumferential interface seal on female housing
- Rear sealing ensured by a pre-mounted grommet
- Terminal position assurance (T.P.A.)
- Connector position assurance (C.P.A.)
- Fastening clip available
- Mechanical polarization
- Several colour codings available



Performance characteristics

- Temperature range: from -40°C to +125°C
- Contact retention force: > 90 N
- Contact insertion force: < 30 N
- Connector mating force: < 90 N

Construction

- Housing material: PA
- Interface seal: Silicone
- Rear grommet seal: Silicone

Connector compatibility

- Usable terminals:
 - Apex 2.8 mm female terminals
 - Apex 2.8 mm male terminals

Part Numbers	No. of position	Terminal size	Type	Colour
54200206	2	2.8 mm	Female housing	Black
54200207	2	2.8 mm	Female housing	Light grey
54200208	2	2.8 mm	Female housing	Dark grey
54200209	2	2.8 mm	Female housing	Natural
54200210	2	2.8 mm	Male housing	Black
54200211	2	2.8 mm	Male housing	Light grey
54200308	3	2.8 mm	Female housing	Black
54200309	3	2.8 mm	Female housing	Light grey
54200310	3	2.8 mm	Female housing	Dark grey
54200311	3	2.8 mm	Female housing	Natural
54200312	3	2.8 mm	Male housing	Black
54200313	3	2.8 mm	Male housing	Light grey
54200314	3	2.8 mm	Male housing	Dark grey
54200315	3	2.8 mm	Male housing	Natural
54200409	4	2.8 mm	Female housing	Black
54200410	4	2.8 mm	Female housing	Light grey
54200411	4	2.8 mm	Female housing	Dark grey
54200412	4	2.8 mm	Female housing	Natural
54200413	4	2.8 mm	Male housing	Black
54200414	4	2.8 mm	Male housing	Light grey
54200415	4	2.8 mm	Male housing	Dark grey
54200416	4	2.8 mm	Male housing	Natural

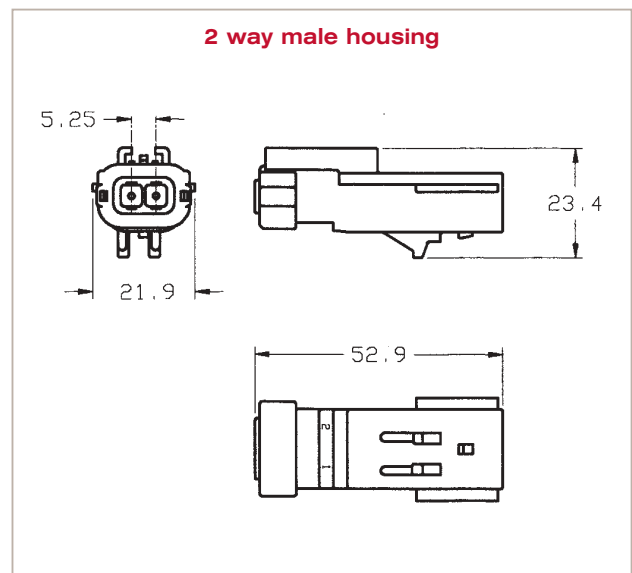
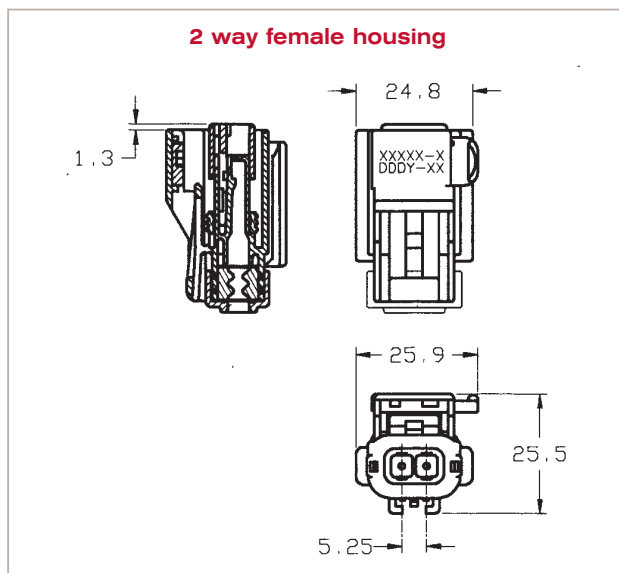
Coupling connectors

Apex

2/3/4/6/10/14 way sealed coupling housings for 2.8 mm terminals

Part Numbers	No. of position	Terminal size	Type	Colour
54200608	6	2.8 mm	Female housing	Black
54200609	6	2.8 mm	Female housing	Light grey
54200610	6	2.8 mm	Female housing	Dark grey
54200611	6	2.8 mm	Female housing	Natural
54200612	6	2.8 mm	Male housing	Black
54200613	6	2.8 mm	Male housing	Light grey
54200614	6	2.8 mm	Male housing	Dark grey
54200615	6	2.8 mm	Male housing	Natural
54201009	10	2.8 mm	Female housing	Black
54201010	10	2.8 mm	Female housing	Light grey
54201011	10	2.8 mm	Female housing	Dark grey
54201012	10	2.8 mm	Female housing	Light green
54201013	10	2.8 mm	Female housing	Dark green
54201014	10	2.8 mm	Female housing	Orange
54201015	10	2.8 mm	Female housing	Aqua
54201016	10	2.8 mm	Male housing	Black
54201017	10	2.8 mm	Male housing	Light grey
54201018	10	2.8 mm	Male housing	Light green
54201411	14	2.8 mm	Female housing	Black
54201412	14	2.8 mm	Female housing	Light grey
54201413	14	2.8 mm	Female housing	Dark grey
54201414	14	2.8 mm	Female housing	Natural
54201415	14	2.8 mm	Male housing	Black
54201416	14	2.8 mm	Male housing	Light grey
54201417	14	2.8 mm	Male housing	Dark grey
54201418	14	2.8 mm	Male housing	Natural

Dimensional characteristics

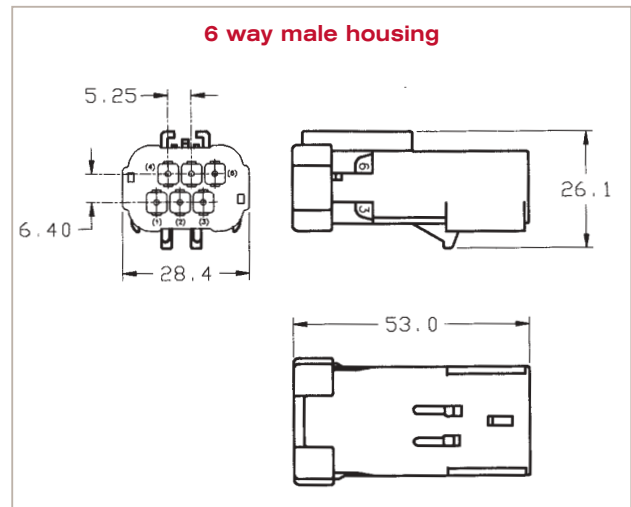
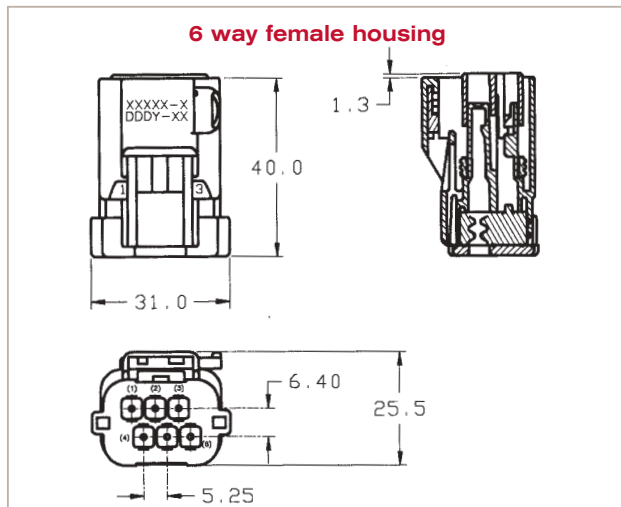
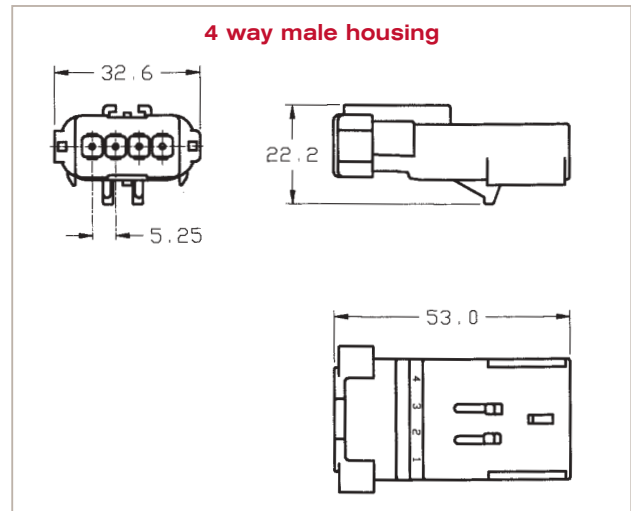
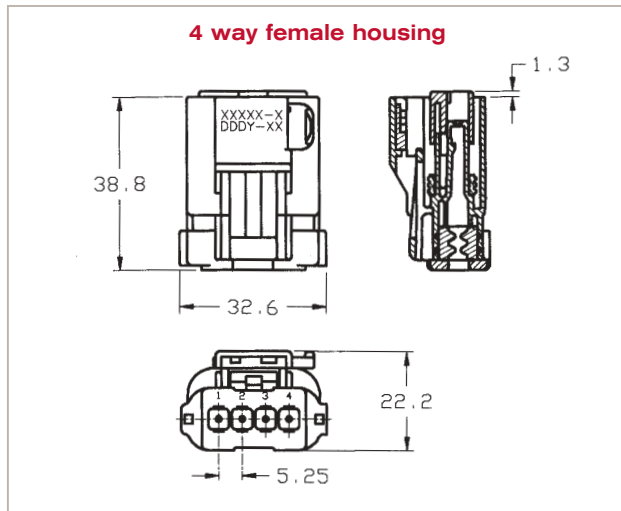
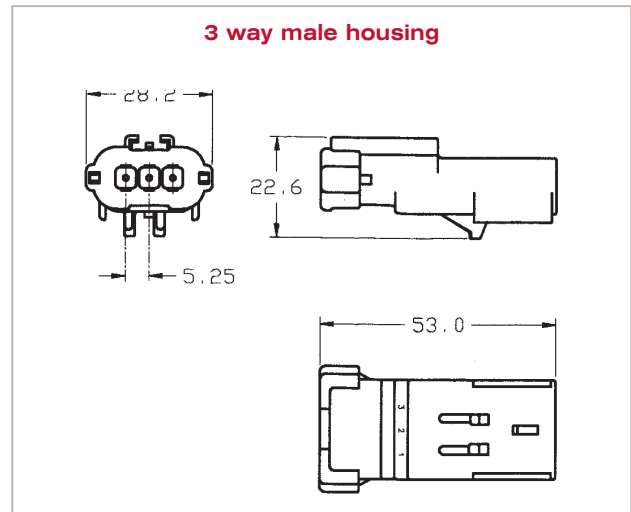
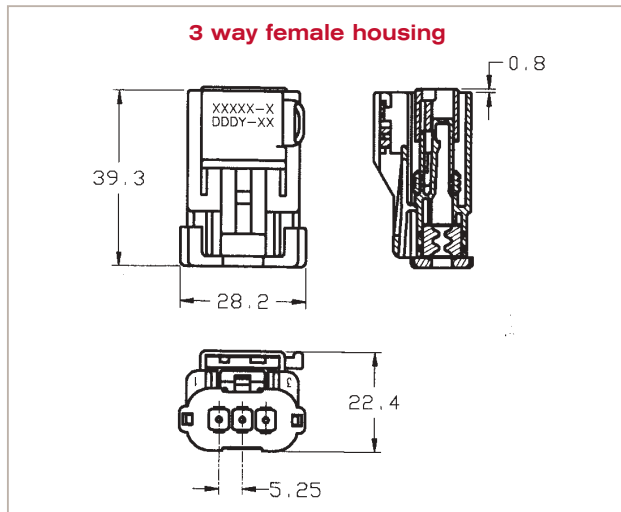


Coupling connectors

Apex

2/3/4/6/10/14 way sealed coupling housings for 2.8 mm terminals

Dimensional characteristics



Coupling connectors

Apex

2/3/4/6/10/14 way sealed coupling housings for 2.8 mm terminals

Dimensional characteristics

