

# 73 72 180 F

## KNIPEX TwinForce® High Performance Diagonal Cutters

with opening spring



PATENTED



- The superior High-Leverage Diagonal Cutter with patented double joint
- Ideal transmission of force due to double-hinged design
- Reliably cuts all types of wire, including steel tape
- For rough or very fine cutting
- Low cutting impact: gentle on hands. The tension on muscles and tendons is relieved
- For comfortable cutting, repetitive cutting or extremely hard cutting jobs
- High degree of stability and zero-backlash due to precisely milled forged-in axles
- Chrome vanadium heavy-duty steel, forged, oil-hardened
- With opening spring to simplify reapplication and for repetitive cutting

### Extremely easy cutting with little strain:

cuts again 50 % easier than the tried and tested KNIPEX high leverage diagonal cutters

### New for diagonal cutters:

The option to reapply the tool. The KNIPEX TwinForce® cuts even 4 mm thick wire without great effort when reapplied two or three times. Conventional high leverage diagonal cutters either cannot cut these diameters or only with very great effort.


Article No.	73 72 180 F
EAN	4003773077657
Pliers	black atramentized
Head	polished
Handles	with multi-component grips
Cutting capacities medium hard wire (diameter) Ø mm	4,6
Cutting capacities hard wire (diameter) Ø mm	3,2
Cutting capacities piano wire (diameter) Ø mm	3,0
Cutting capacities soft wire (diameter) Ø mm	5,5
Length mm	180
Net weight g	280



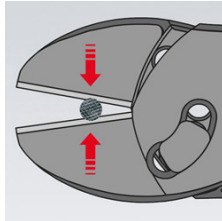
The high performance diagonal cutters with opening spring for easier reapplication and for heavy use



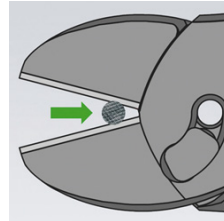
The opening spring can be easily activated and deactivated by a press of the thumb



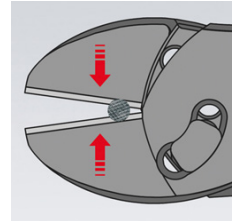
technical change and errors excepted



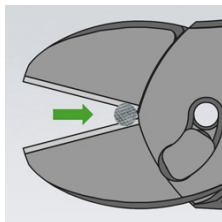
Insert the wires as close to the hinge as possible. In case of cutters with very high transmission, the width of the gap between the cutting edges close to the fulcrum may be less than the thickness of the wire. Wires may slip forward when the cutting starts.



First make a notch in the wire using the KNIPEX TwinForce® until the required hand force increases considerably. Now open the pliers and slide the wire backwards towards the joint. Hold the cutting edge in the notches you have made in step 1.



Continue cutting in the same location along the wire. Now cutting is much more easier because the wire remains in place closer to the fulcrum.



You can repeat this process if necessary.