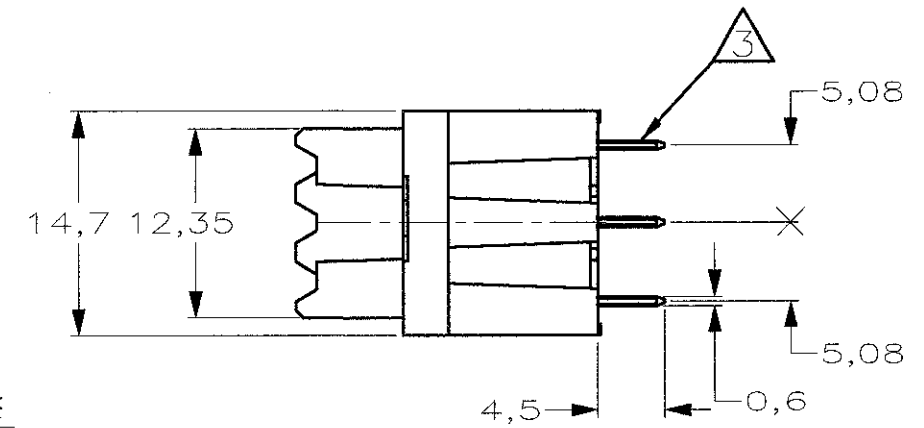
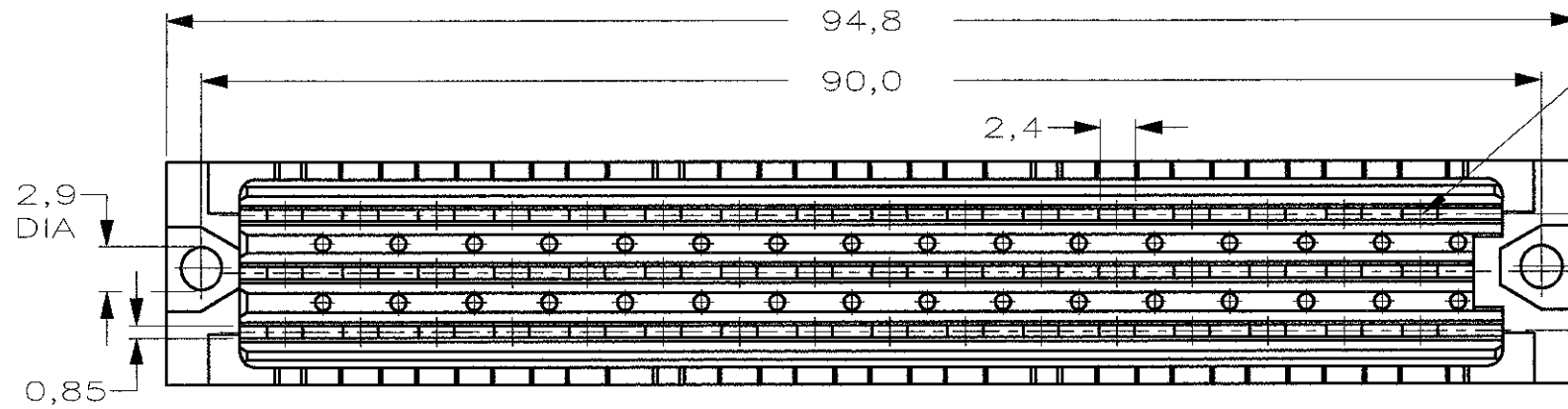
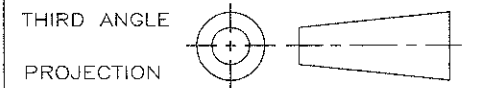


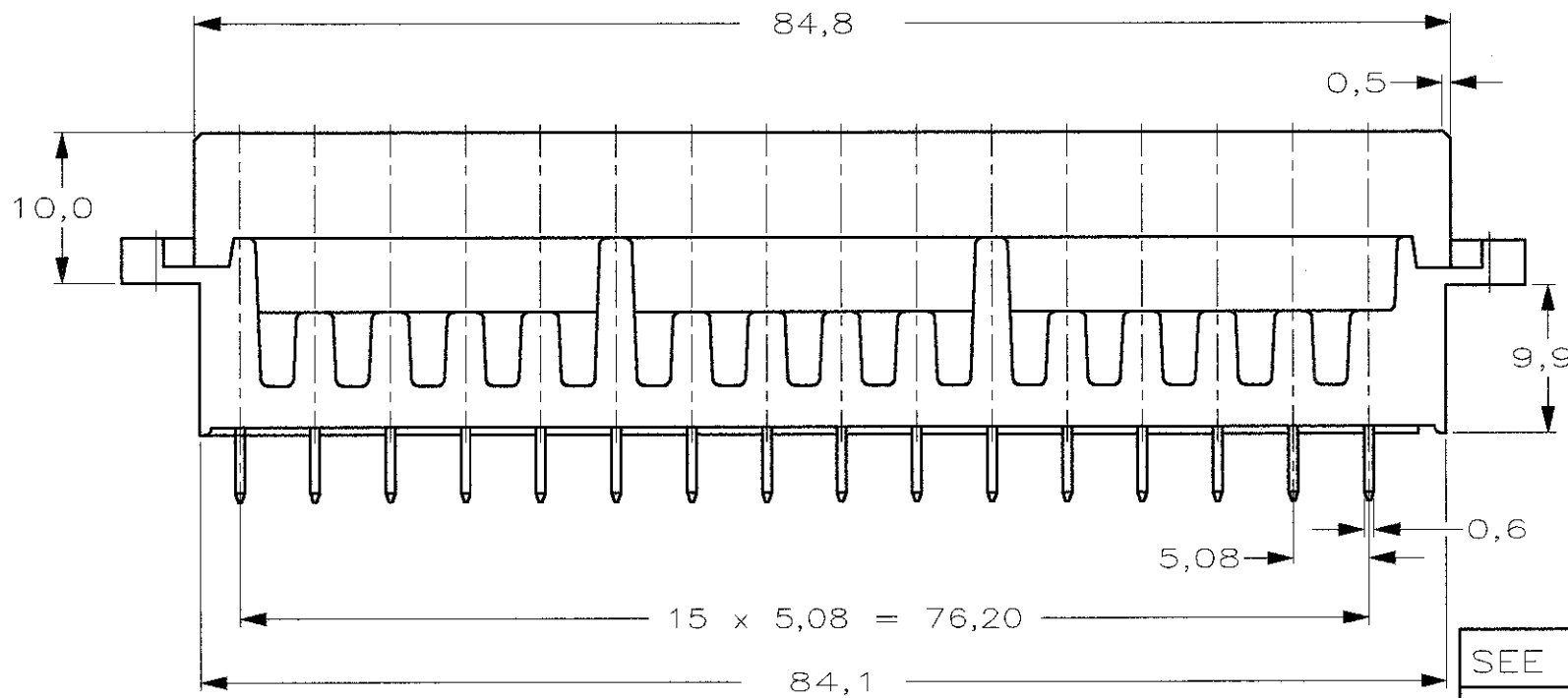
DO NOT SCALE  
DIMENSIONS IN mm

METRIC



NOTES :

- ① MATERIAL :  
- HOUSING : POLYESTER G.F.  
COLOUR : GREY.  
- CONTACTS : PHOSPHORBRONZE.
- ② FINISH :  
-1 AT CONTACT AREA 1,25 |m AU OVER 1,25 |m NI.  
AT POST AREA 2,5 |m Sn/Pb OVER 1,25 |m NI.  
-4 SAME AS -1 ONLY 0,8 |m AU.  
-7 SAME AS -1 ONLY 2,0 |m AU.  
-8 SAME AS -1 ONLY 0,4 |m AU.
- ③ SOLDERPOSTS SUITABLE FOR 0,80<sup>#0,05</sup> OR 1,0<sup>#0,1</sup> NOM DIA HOLES.
- ④ NO PRINTING.



SEE NOTE ④  
0--8 OBSOLETE  
0--7 OBSOLETE

SEE NOTE ②

SEE NOTE ①

9-166733-4
<del>166733-8</del>
<del>166733-7</del>
166733-4
166733-1

ROW	X	X	X	X	X	X	X	X	X	X	X	X	X	X	X
Z b d	X	X	X	X	X	X	X	X	X	X	X	X	X	X	X
POS	32	30	28	26	24	22	20	18	16	14	12	10	8	6	2

AN ASTERISK „X” DENOTES A CONTACT.

				FINISH	MATERIAL	PARTNUMBER
CUSTOMER DRAWING FOR REFERENCE ONLY WILL NOT BE UPDATED						
© COPYRIGHT 19 - BY AMP-HOLLAND B.V. ALL INTERNATIONAL RIGHTS RESERVED. AMP PRODUCTS MAY BE COVERED BY U.S. AND FOREIGN AND/OR PATENTS PENDING. THIS DRAWING IS UNPUBLISHED RELEASED FOR PUBLICATION 19						
E	EH-0818-00	T.K.	W.C.	25.07.00	AMP-HOLLAND B.V. 's-Hertogenbosch, The Netherlands.	
D	EH-0467-96	J.G.	J.G.	27-05-97	AMP	
C	H-10021	R.D.	J.v.G	27.08.92	NAME	
B	H-9442	R.v.L	J.v.G	15.01.92	3x16 POS. TYPE F FEMALE B. T. B. SOLDER CONNECTOR	
A	H-9240	R.v.L	J.v.G	26.06.91		
LTR.	REVISION RECORD	DR.	CHK.	DATE		
DR.:	R.V.LOKVEN	CHK.:	J.GIBBELS	APP.:	DATE:	23/08 00
DATE:	28.06.91	DATE:	27.05.97	DWG.No.	C-166733	REV.LTR. SHEET
						E 1 of 1 A3

8 7 6 5 4 3 2 1