

# PRODUCT DATASHEET

## DL ALU DN 200 25 W 3000 K IP44 WT

DOWNLIGHT ALU | Downlight luminaires with aluminum housing



---

### AREAS OF APPLICATION

- Direct replacement for luminaires with fluorescent lamps
- General illumination
- Public areas
- Stairways
- Corridors
- Foyers
- Shops

---

### PRODUCT BENEFITS

- High luminous efficacy
- Energy savings up to 60 % (compared to luminaires that use CFL lamps)
- Very homogenous light
- Functional design
- Easy installation with fast connection
- External driver for extended flexibility (compatible with selected DALI drivers)
- 5 years guarantee

---

### PRODUCT FEATURES

- Diameter of required ceiling cut-out: 150 mm or 200 mm (depending on version)
- Type of protection: IP44



**TECHNICAL DATA**

Electrical data

Nominal wattage	25.00 W
Operating mode	External LED driver
Nominal voltage	220...240 V
Power factor $\lambda$	>0.90
Mains frequency	50/60 Hz

Luminaire control gear data

Output current	27...42 mA
ECG - Output ripple current	<30 %

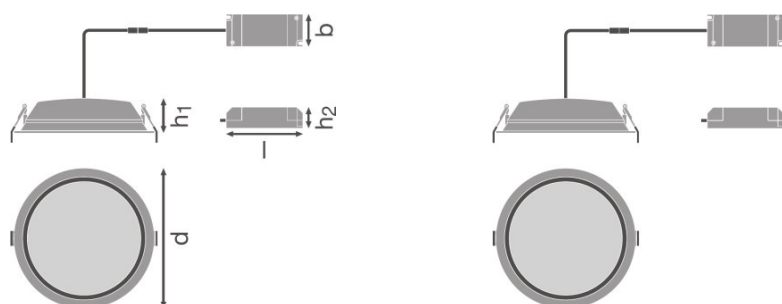
Photometrical data

Color temperature	3000 K
Luminous flux	2250 lm
Luminous efficacy	90 lm/W
Standard deviation of color matching	$\leq 6$ sdc <sub>m</sub>
Light color (designation)	Warm White
Color rendering index Ra	>80

Light technical data

Beam angle	100.00 °
------------	----------

Dimensions & weight



Diameter	215.0 mm
Height	61.0 mm
Product weight	600.00 g
Mounting diameter	200.0 mm

## Colors &amp; materials

<b>Body material</b>	Aluminum
<b>Housing color</b>	White
<b>Product color</b>	White
<b>Cover material</b>	Polymethylmethacrylate (PMMA)

## Temperatures &amp; operating conditions

<b>Ambient temperature range</b>	-20...45 °C
----------------------------------	-------------

## Lifespan

<b>Lifespan L70 at 25 °C</b>	50000 h
<b>Lifespan L80 at 25 °C</b>	45000 h
<b>Lifespan L90 at 25 °C</b>	30000 h
<b>Number of switching cycles</b>	100000

## Additional product data

<b>Mounting type</b>	Recessed
<b>Mounting location</b>	Ceiling

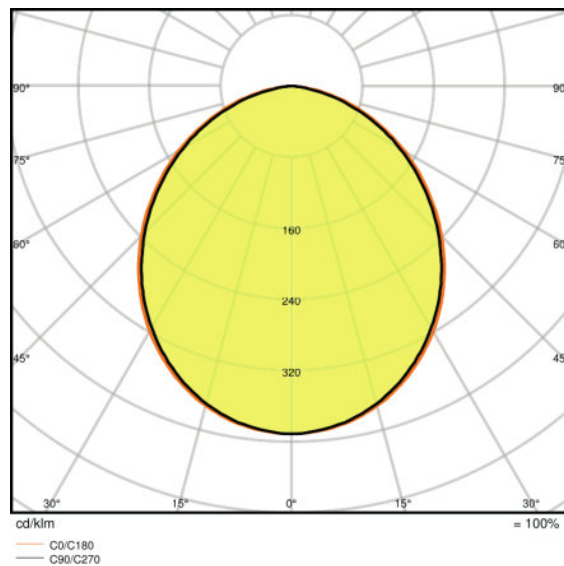
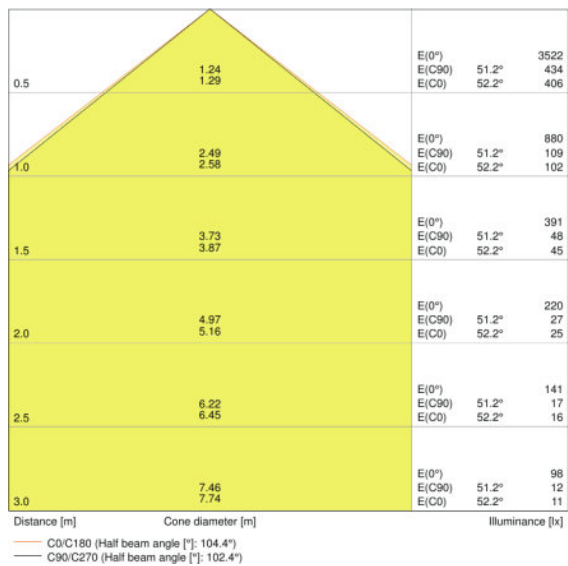
## Capabilities

<b>Dimmable</b>	No
<b>Type of connection</b>	Terminal, 2-Pole (L, N)
<b>LED module replaceable</b>	Not replaceable

## Certificates &amp; standards

<b>Protection class IK (shock resistance)</b>	IK02
<b>Glow Wire Test according to IEC 695-2-1</b>	650 °C
<b>Photobiological safety group</b>	RG 0
<b>Protection class</b>	II
<b>Type of protection</b>	IP44
<b>Standards</b>	CE/CB/ENEC/TÜV SÜD/RoHS

Light Distribution



LDC typ cone

LDC typ polar

LOGISTICAL DATA

Product code	Product description	Packaging unit (Pieces/Unit)	Dimensions (length x width x height)	Volume	Gross weight
4058075091498	DL ALU DN 200 25 W 3000 K IP44 WT	Shipping carton box 8	462 mm x 462 mm x 240 mm	51.23 dm <sup>3</sup>	6830.00 g

The mentioned product code describes the smallest quantity unit which can be ordered. One shipping unit can contain one or more single products. When placing an order, for the quantity please enter single or multiples of a shipping unit.

REFERENCES / LINKS

For Guarantee see  
 ▶ [www.ledvance.com/guarantee](http://www.ledvance.com/guarantee)

DISCLAIMER

Subject to change without notice. Errors and omission excepted. Always make sure to use the most recent release.