



PRODUCT DATASHEET

HIGH BAY LED 250 W 6500 K BK

HIGH BAY Gen 1 | High-bay luminaires up to 110 lm/W



AREAS OF APPLICATION

- Replacement for high bay luminaires with mercury vapor or metal halide lamps
- Warehouses
- Logistics halls
- Industry
- Indoor and outdoor
- High ceiling (e.g. in shopping malls, airports, commercial buildings, lobbies)

PRODUCT BENEFITS

- High luminous efficacy
- Exclusive LEDVANCE design
- Energy savings of up to 60 % compared to conventional high bay luminaires
- 5 years guarantee
- Optimized weight and size due to compact design

PRODUCT FEATURES

- Luminaire efficacy: up to 110 lm/W
- Type of protection: IP65
- Available with beam angle: 70°, 90°, 110°



TECHNICAL DATA

Electrical data

Nominal wattage	250.00 W
Operating mode	Electronic control gear (ECG)
Nominal voltage	100...240 V
Power factor λ	>0.95
Mains frequency	50/60 Hz

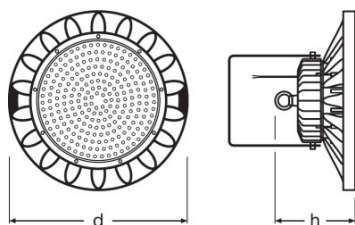
Photometrical data

Color temperature	6500 K
Luminous efficacy	120 lm/W
Luminous flux	30000 lm
Standard deviation of color matching	≤ 5 sdc _m
Light color (designation)	Cool Daylight
Color rendering index Ra	≥ 80

Light technical data

Beam angle	70 °
------------	------

Dimensions & weight



Diameter	452.0 mm
Height	160.0 mm
Product weight	7650.00 g
Cable length	1500 mm

Colors & materials

Body material	Aluminum
Housing color	Black
Product color	Black

Cover material	Polycarbonate (PC)
-----------------------	--------------------

Temperatures & operating conditions

Ambient temperature range	-30...50 °C
----------------------------------	-------------

Lifespan

Lifespan L70 at 25 °C	50000 h
Lifespan L80 at 25 °C	35000 h
Lifespan L90 at 25 °C	20000 h

Additional product data

Mounting type	Suspended/Surface
Mounting location	Ceiling

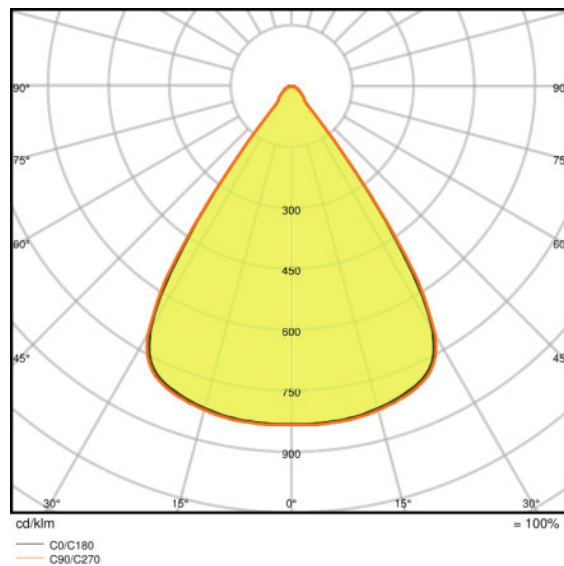
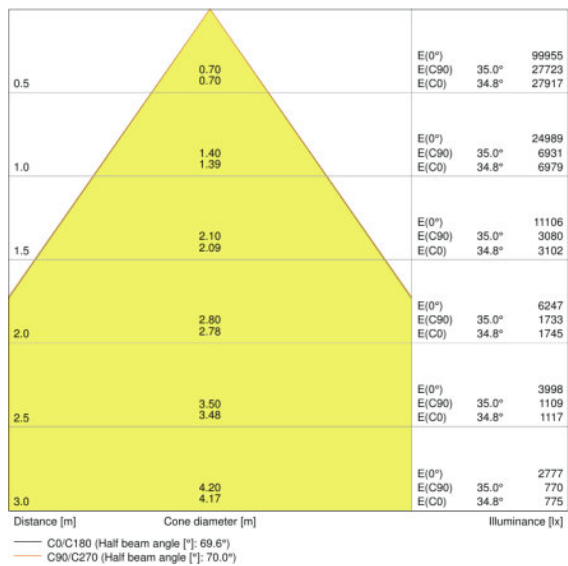
Capabilities

Dimmable	No
Type of connection	Cable, 3-pole
LED module replaceable	Not replaceable

Certificates & standards

Protection class IK (shock resistance)	IK08
Photobiological safety group	RG 1
Protection class	I
Type of protection	IP65
Standards	CE/CB/TÜV SÜD/EAC/RoHS

Light Distribution



LDC typ cone

LDC typ polar

EQUIPMENT / ACCESSORIES

- Mounting hook and brackets included

LOGISTICAL DATA

Product code	Product description	Packaging unit (Pieces/Unit)	Dimensions (length x width x height)	Volume	Gross weight
4058075814783	HIGH BAY LED 250 W 6500 K BK	Shipping carton box 1	487 mm x 487 mm x 235 mm	55.73 dm ³	8613.00 g

The mentioned product code describes the smallest quantity unit which can be ordered. One shipping unit can contain one or more single products. When placing an order, for the quantity please enter single or multiples of a shipping unit.

REFERENCES / LINKS

For Guarantee see
 ▶ www.ledvance.com/guarantee

DISCLAIMER

Subject to change without notice. Errors and omission excepted. Always make sure to use the most recent release.