Alle Rechte vorbehalten/ All rights reserved

Y
(Lochbild)
(board drillings)

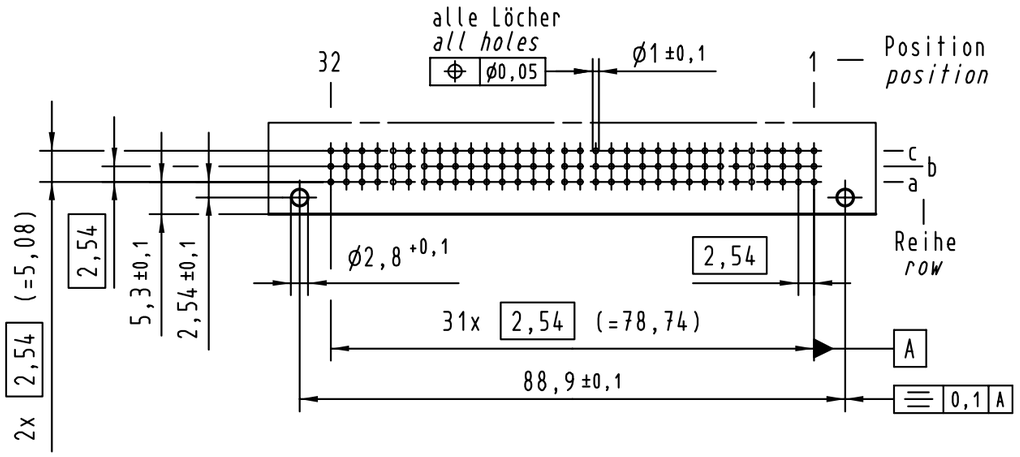

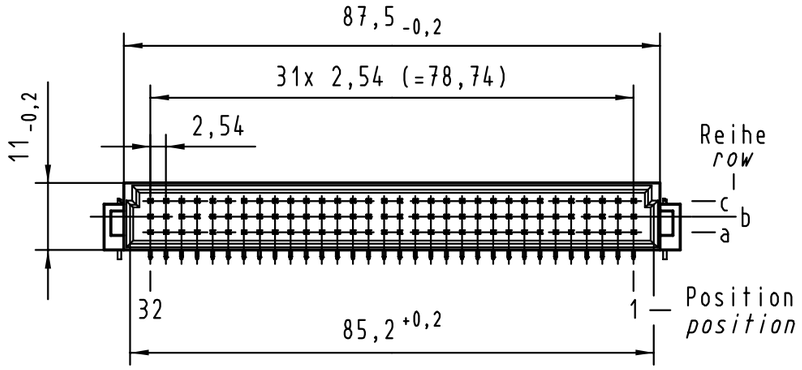

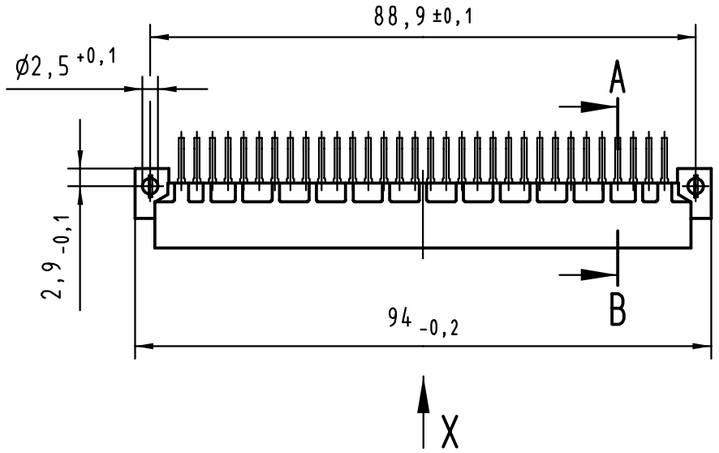

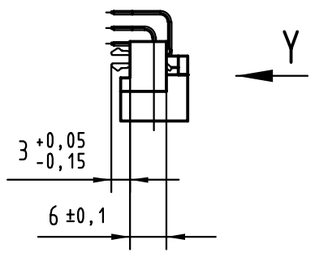

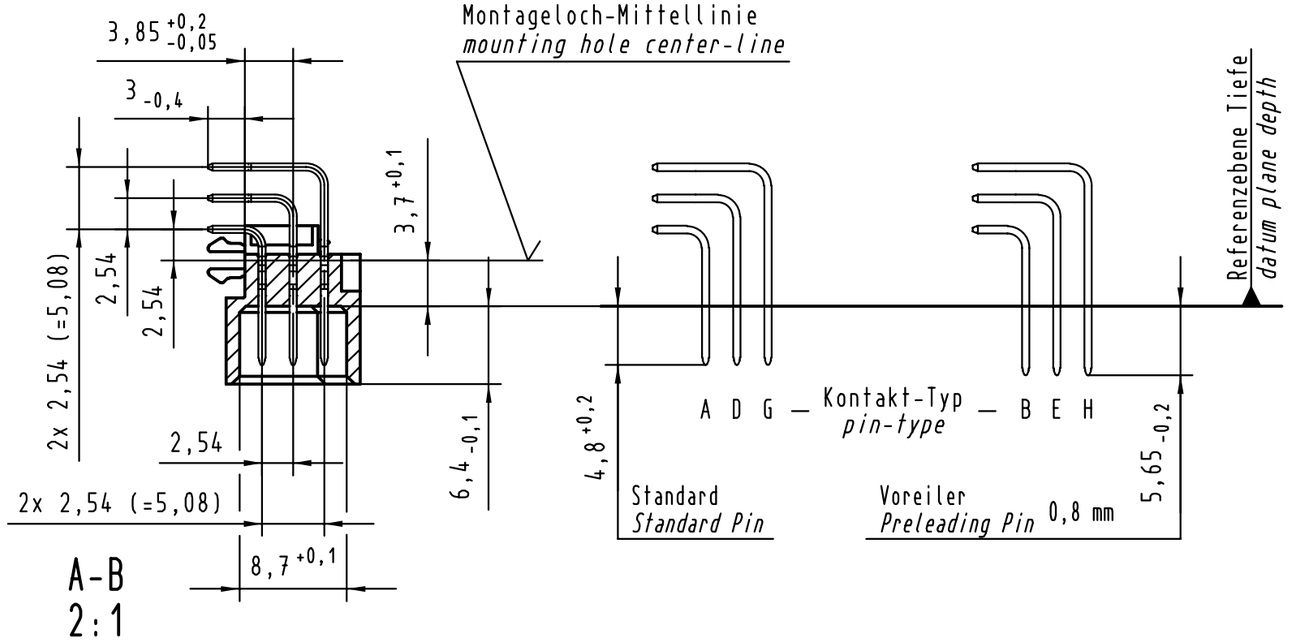

A-B
2:1

X Kontaktbelegung
contact loading

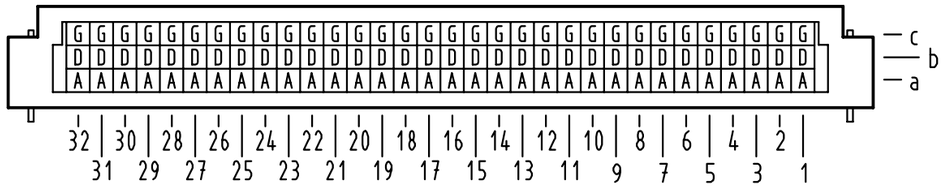

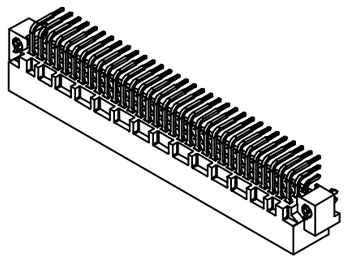

09 03 396 5921	–	min.0,76µm (30µin) Au über/over min.1,27µm (50µin) Ni
09 03 396 4921	VG	Au über/over Ni
09 03 396 7921	3	Au über/over Ni
09 03 396 6921	2	Au über/over Ni
09 03 396 2921	1	Au über/over Ni
Bestell-Nr. *Part-No.*	Anforderungsstufe nach IEC *performance level per IEC*	Kontaktoberfläche *Contact Plating*

All Dimensions in mm
Original Size DIN A 3

Techn. Character.

Nicht tolerierte Maße/*Free size tolerances*
siehe /*see* IEC 603-2

	Dat.	Name	Maßstab/*Scale*
Detail.	15.05.00	Rie.	1:1 (2:1)
Insp.	15.05.00	Be.	
Stand.			

Bauform C Messerleiste mit Clip Einlöt , 96 pol.
type C male connector with clip solder , 96 pol.

HARTING KGaA
D-32339 ESPELKAMP

TB 09 03 396 x921

Blatt/*page* /

Sub.

Mod.	Dat.	Name
27481		