



Pb Free

RoHS Compliant

Features

- Small size
- Low insertion loss
- High selectivity
- Hermetic seal

Application

- GPS

How to Order

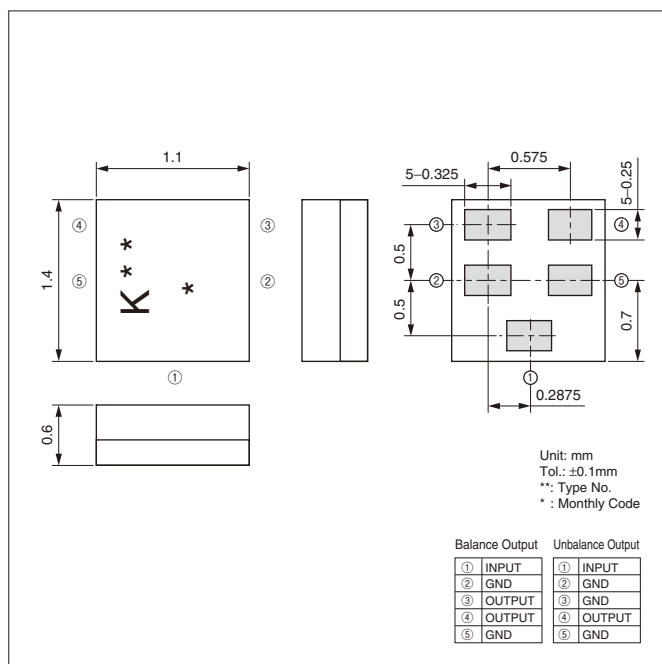
SF 14 - 1575 M 5 UB 01
① ② ③ ④ ⑤ ⑥ ⑦

- ① Type of Product (SAW Filter)
- ② Package Size
- ③ Nominal Center Frequency
- ④ Spec.
- ⑤ Number of Terminals
- ⑥ Input/ Output
- ⑦ Custom Specification

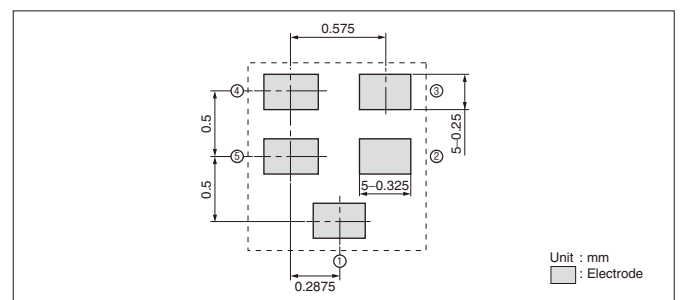
Specifications

Part No.	Output	Application	Pass Band Frequency	Insertion Loss (dB)	Pass Band Variation (dB)	VSWR	Absolute Rejection (dB)						Operating Temperature	Storage Temperature
							810MHz	1429MHz	1501MHz	1920MHz	1980MHz	2400MHz		
SF14-1575M5UB01	Balance	GPS Rx	1574.42MHz - 1576.42MHz	1.6 max.	1.0 max.	1.6 max.	810MHz 960MHz 50 min.	1429MHz 1453MHz 35 min.	1501MHz 1525MHz 27 min.	1920MHz 1980MHz 41 min.	1980MHz 2400MHz 29 min.	2400MHz 2500MHz 46 min.	-30 +85°C	-40 +85°C
SF14-1575M5UB02			1574.42MHz - 1576.42MHz	2.0 max.	1.0 max.	1.8 max.	810MHz 960MHz 50 min.	1429MHz 1453MHz 35 min.	1453MHz 1525MHz 30 min.	1625MHz 1920MHz 23 min.	1920MHz 1980MHz 50 min.	1980MHz 5000MHz 35 min.		
SF14-1575F5UU01	Unbalance	GPS Rx	1573.92MHz - 1576.92MHz	1.8 max.	0.3 max.	1.8 max.	810MHz 960MHz 27 min.	1429MHz 1501MHz 34 min.	1525.42MHz 1525MHz 20 min.	1893MHz 2170MHz 35 min.	—	—		
SF14-1575F5UU03			1573.92MHz - 1576.92MHz	1.9 max.	0.6 max.	1.8 max.	843MHz 925MHz 40 min.	1429MHz 1501MHz 37 min.	1501MHz 1525MHz 33 min.	1920MHz 1980MHz 40 min.	1980MHz 2500MHz 37 min.	2500MHz 3000MHz 30 min.		
SF14-1575F5UU04			1574.42MHz - 1576.42MHz	1.2 max.	0.3 max.	1.8 max.	500MHz 894MHz 13 min.	894MHz 1500MHz 13 min.	1650MHz 4000MHz 15 min.	4000MHz 6000MHz 15 min.	—	—		
SF14-1575F5UU19			1573.92MHz - 1576.92MHz	1.2 max.	0.6 max.	1.7 max.	843MHz 925MHz 40 min.	1429MHz 1501MHz 38 min.	1501MHz 1525MHz 30 min.	1920MHz 1980MHz 40 min.	1980MHz 2500MHz 40 min.	2500MHz 3000MHz 35 min.		
SF14-1575F5UU41			1574.42MHz - 1576.42MHz	0.8 max.	0.6 max.	1.8 max.	824MHz 960MHz 20 min.	1500MHz 1525MHz 20 min.	1625MHz 1650MHz 20 min.	1710MHz 2170MHz 20 min.	—	—		

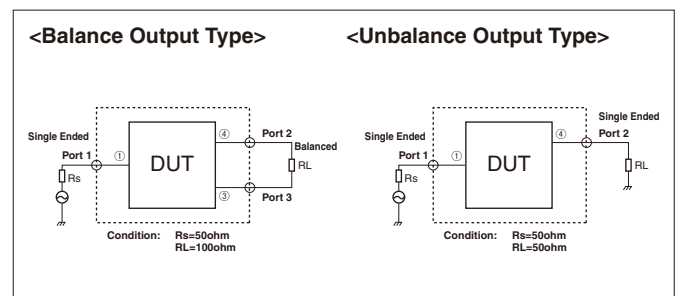
Dimensions



Recommended Land Pattern

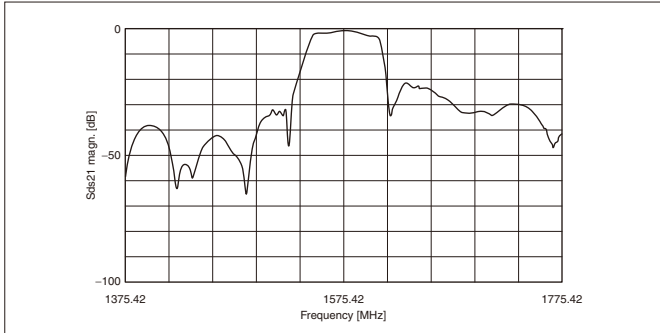


Test Circuit

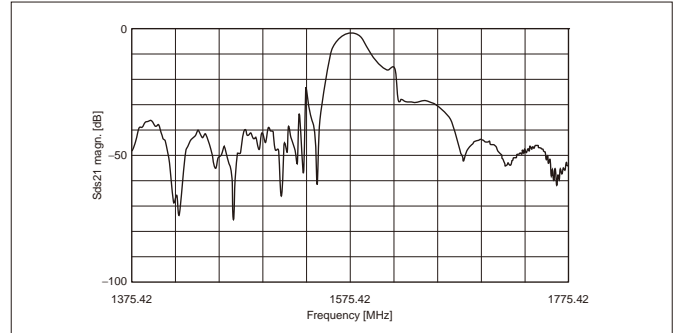


Characteristics

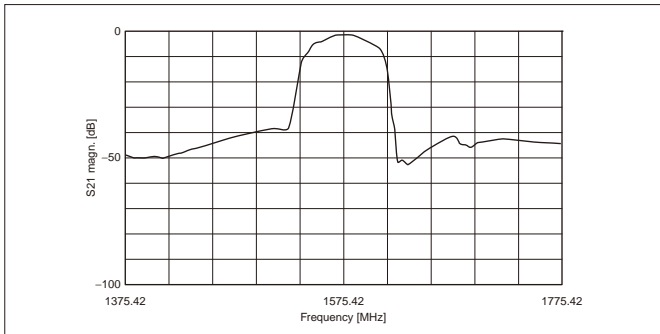
Part No.: SF14-1575M5UB01



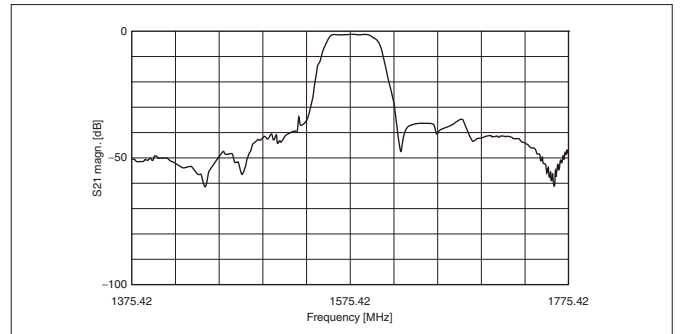
Part No.: SF14-1575M5UB02



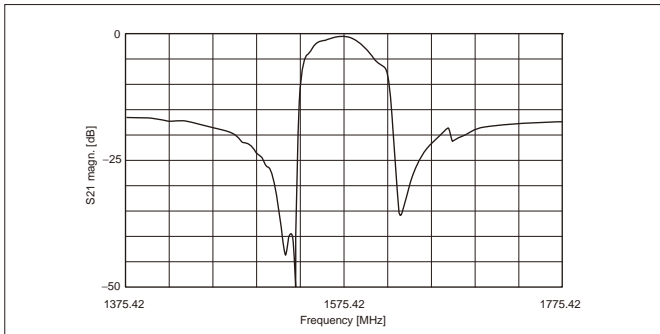
Part No.: SF14-1575F5UU01



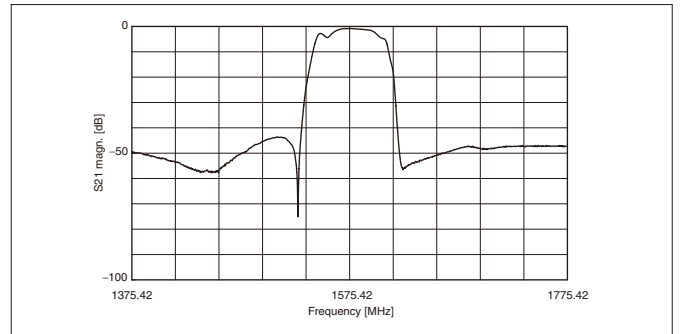
Part No.: SF14-1575F5UU03



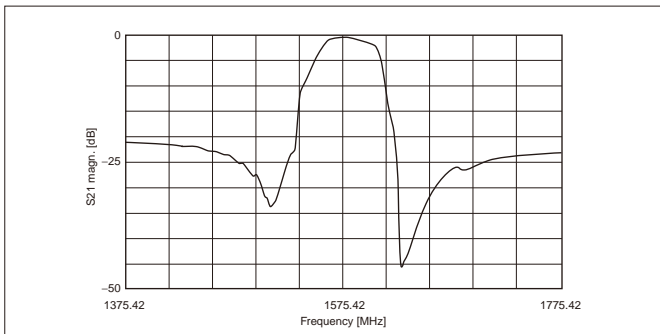
Part No.: SF14-1575F5UU04



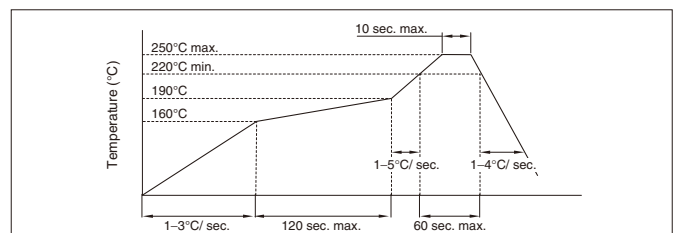
Part No.: SF14-1575F5UU19



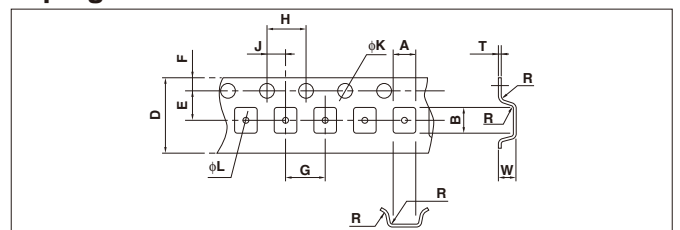
Part No.: SF14-1575F5UU41



Recommended Reflow Profile



Taping Dimensions



Part	A	B	D	E	F
Dimension	1.4±0.1	1.7±0.1	8.0±0.2	3.5±0.05	1.75±0.1
Part	G	H	J	K	L
Dimension	4.0±0.1	4.0±0.1	2.0±0.05	1.5±0.1	0.5±0.05
Part	R	W	T		
Dimension	0.3 max.	0.8±0.1	0.2±0.05		

(Unit: mm)