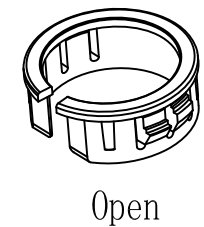
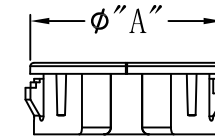
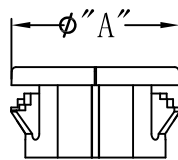
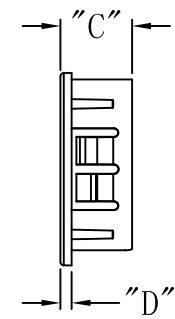
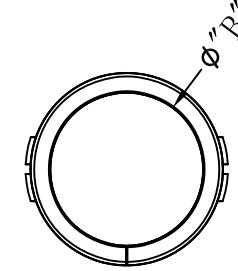
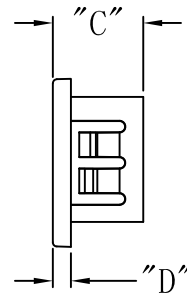
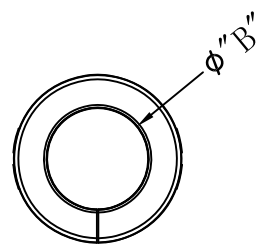


DO NOT SCALE DRAWING

REVISIONS				
ZONE	REV.	DESCRIPTION	DATE	APPROVED
	A	DRAWN	22-07-2014	

Fig 1

Fig 2



Part Name	Hole Diameter	Panel Thickness Rang	"A"	Max Holding Bundle Dia "B"	"C"	"D"	Fig
TRPGSB-0609A	9.5	0.7-1.7	11.4	6.6	6.5	1.3	1
TRPGSB-1A		0.8-3.2	10.7	6.7	9.9	1.3	
TRPGSB-2A	11.1	0.8-3.2	12.7	7.9	10.3	1.6	
TRPGSB-1013A	13	0.8-3.5	14.9	9	10.5	1.5	
TRPGSB-1316A	16	1.2-3.5	18	10.5	10.5	1.6	
TRPGSB-1519A	19	1.2-3.3	20.6	14.5	11	1.3	
TRPGSB-4A	25.4	0.8-3.2	26.6	20.6	10.3	1.6	2
TRPGSB-5A	27.8		29.4	22.2			
TRPGSB-6A	31.8		34.1	26.6			
TRPGSB-7A	34.9		37.3	29.7			
TRPGSB-8A	38.1		40.1	31.7			

NOTES



UNLESS OTHERWISE SPECIFIED:  
DIMENSIONS ARE IN MILLIMETERS.  
SURFACE FINISH:  
TOLERANCES:  
L≤4 = ±0.1 4<L≤15 = ±0.2  
15<L≤50 = ±0.3 50<L≤100 = ±0.4

MATERIAL

NYLON 66 BLACK  
ROHS COMPLIANT

TITLE

Open Bushing

NAME	DATE
DRAWN MARTIN ELLIOTT	22/07/2014
CHK'D	
APP'VD	

HEAT TREATMENT

N/A

DESIGN RIGHT. TR FASTENINGS LTD. 2003  
UNDER NO CIRCUMSTANCES MUST THIS  
DRAWING BE COPIED OR DISCLOSED.  
WITHOUT FIRST OBTAINING WRITTEN  
AUTHORITY.

CUSTOMER PART NO.

FINISH

BLACK

DWG NO.

TRPGSB-XXXXA

A3