

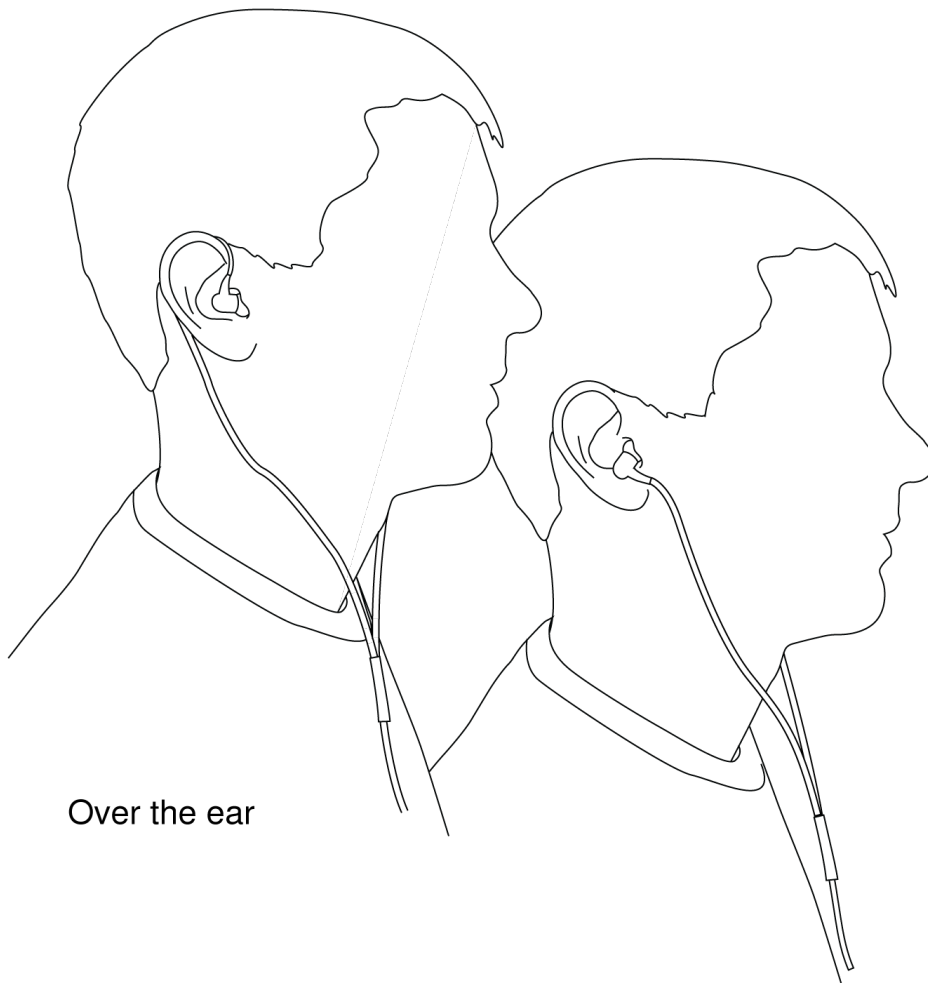
---

## SE215-BT1 -- Shure Bluetooth® Earphones

---

### Wearing the Earphones

The following are some suggested ways of wearing the earphones.

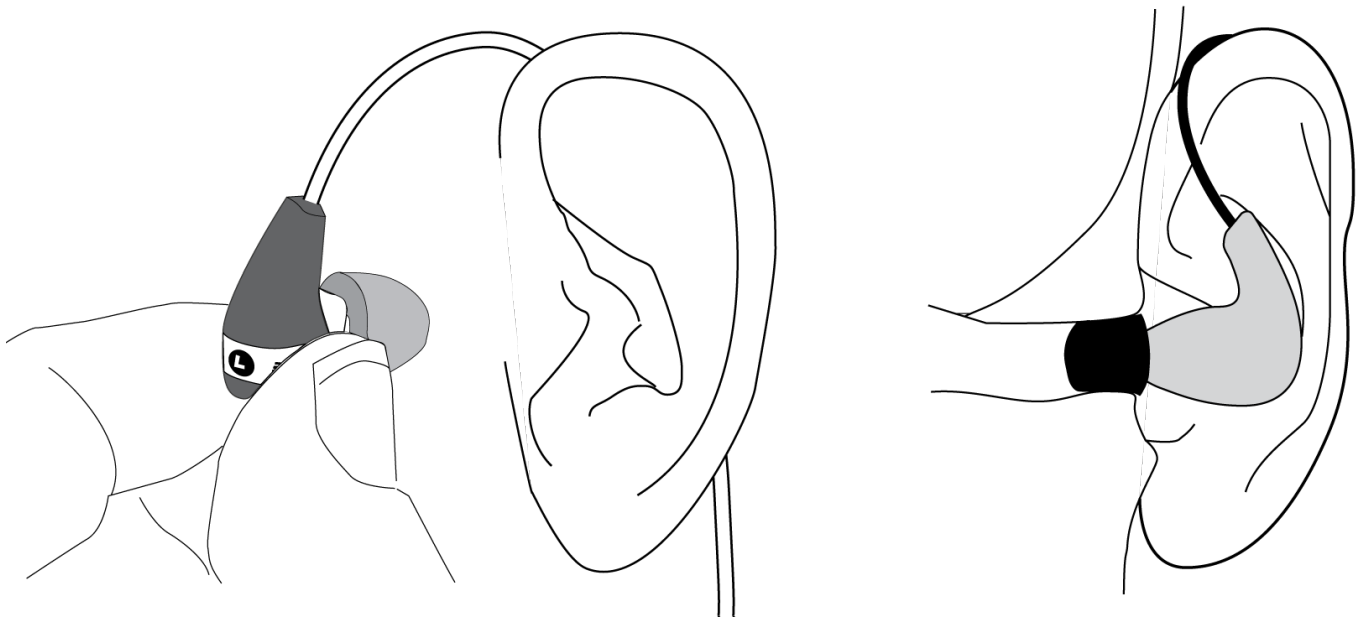


Over the ear

---

### Inserting the Earphones

Insert the earphones so they form a tight seal. The fit of the earphone can greatly affect sound quality.



**Important:** If there seems to be a lack of low frequency response (bass), this means that the earphone sleeve is not forming a tight seal. Gently push the earphone deeper into the ear canal or try a different sleeve.

**Warning:** Do not push the earphone sleeve beyond the ear canal opening.

---

## Removing the Earphones

Grasp the body of earphone and gently twist to remove.

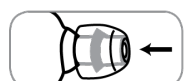
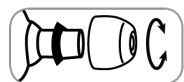


**Note:** Do not pull on cable to remove earphone.

---

## Changing Sleeves

- Twist and pull to remove the sleeve from the nozzle.
- Slide on a new sleeve so that it completely covers the barb and the nozzle.

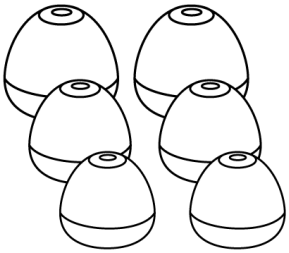


**Caution:** If the barb or any of the nozzle is exposed, the sleeve is not properly installed. Replace sleeves if they do not tightly grip the nozzle. To ensure proper fit and performance, use only sleeves supplied by Shure (unless using custom molded sleeves).

---

## Choosing a Sleeve

Soft flex sleeves are included in small, medium, and large sizes. Select an earphone sleeve that provides the best fit and sound isolation. It should be easy to insert, fit comfortably, and easy to remove.

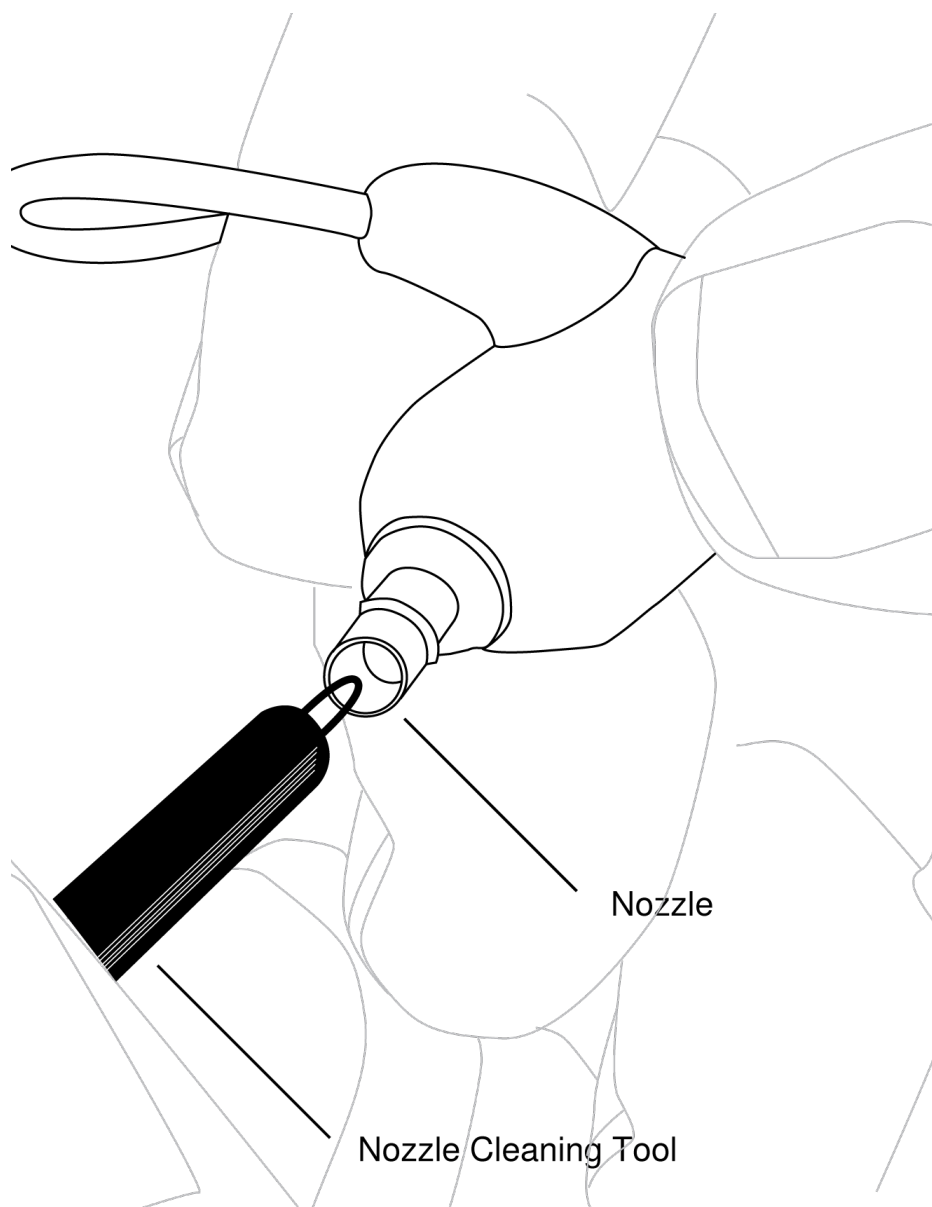


Soft Flex Sleeves

---

## Cleaning the Nozzle

If you notice a change in sound quality, remove the sleeve and check the nozzle of your earphone. If nozzle is blocked, clear obstruction by using wire loop end of cleaning tool.



**Warning:** The cleaning tool is only to be used to clean the earphones. Any other use, such as using the tool to clean ears, could result in injury.

## Maintenance and Cleaning


Careful maintenance ensures a tight seal between the sleeve and nozzle, improving sound quality and product safety.

- Keep the earphones and sleeves as clean and dry as possible.
- To clean sleeves, remove them from earphones, gently rinse in warm water and air dry. Foam sleeves require a longer drying time. Inspect for damage and replace if necessary. Ear sleeves must be completely dry before reusing.
- Wipe the earphones and sleeves with mild antiseptic to avoid infections. Do not use alcohol-based disinfectants.
- Do not expose earphones to extreme temperatures.
- Replace sleeves if they do not fit properly.

- Do not attempt to modify this product. Doing so will void the warranty and could result in personal injury and/or product failure.

---

## Bluetooth Pairing



1. Turn off the earphones. Press and hold center button on earphone remote until the LED flashes blue and red.
2. From your audio source, select "Shure BT1."
3. LED turns blue when successfully paired.

For additional pairing options, please visit <http://www.shure.com/earphones> (<http://www.shure.com/earphones>).

---

## Charging the Earphones



Red LED indicates low battery.

1. Connect earphones to charging device using supplied cable.
2. LED is red while charging.
3. When earphones are charged, LED turns off.

**Warning:** Before charging, make sure the product is at room temperature, between 0 to 45°C (32 to 113°F).

**Note:** Use this product only with an agency approved power supply which meets local regulatory requirements (e.g., UL, CSA, VDE, CCC, INMETRO).

---


## Using the Remote

### The Center Button



Power on	Press and hold
Power off	Press and hold, 5 seconds
Bluetooth pair	Press and hold, 10 seconds
Play/Pause	Click once
Answer/End a call	Click once
Decline a call	Press and hold, 3 seconds
Activate voice assistant	Phone on, press and hold, 3 seconds

## Up and Down Buttons

	
Volume Up/Down	Click + or -
Next track	Press and hold +, 3 seconds
Previous track	Press and hold -, 3 seconds

Your phone may not be compatible with some functions. Visit <http://www.shure.com/earphones> (<http://www.shure.com/earphones>) for more information.

## Specifications

### Transducer Type

Single High-Definition MicroDriver

### Sensitivity

at 1 kHz

107 dB SPL/mW

### Impedance

at 1 kHz

17  $\Omega$

**Frequency Range**

SE215 Special Edition	21 Hz –17.5 kHz
SE215	22 Hz –17.5 kHz

**Net Weight**

30 g (1 oz.)

## Bluetooth Specifications

**Antenna Type**

Chip

**Antenna Gain**

+2.13 dBi

**Bluetooth 4.1****Frequency**

2402 to 2480 MHz

**Modulation Type**

FHSS

**RF Output Power**

+5.38 dBm (E.I.R.P)

## Accessories

For information about earphone accessories and other Shure products visit:

<http://www.shure.com/americas/products/accessories/earphones> (<http://www.shure.com/americas/products/accessories/earphones>)

Furnished accessories subject to change.

## Safety Information

Visit <http://www.shure.com/earphones> (<http://www.shure.com/earphones>) for the latest regulatory and compliance information.

**WARNING** ⚠

- Follow instructions from manufacturer.
- Product battery may explode or release toxic materials. Risk of fire or burns. Do not open, crush, modify, disassemble, heat above 140°F (60°C), or incinerate.

- Attention should be drawn to the environmental aspects of battery disposal.
- Product shall not be exposed to excessive heat such as sunshine, fire, or the like.
- Do NOT make unauthorized alterations to this product.

**WARNING:** This product contains a chemical known to the State of California to cause cancer and birth defects or other reproductive harm.

**Note:** Battery replacement to be performed only by Shure authorized service personnel.

**CAUTION:** Follow applicable laws regarding mobile phone and headphone use while driving.

This product contains magnetic material. Consult your physician on whether this might affect your implantable medical device.

---

## Information to the user

This equipment has been tested and found to comply with the limits for a Class B digital device, pursuant to Part 15 of the FCC Rules. These limits are designed to provide reasonable protection against harmful interference in a residential installation. This equipment generates uses and can radiate radio frequency energy and, if not installed and used in accordance with the instructions, may cause harmful interference to radio communications. However, there is no guarantee that interference will not occur in a particular installation. If this equipment does cause harmful interference to radio or television reception, which can be determined by turning the equipment off and on, the user is encouraged to try to correct the interference by one or more of the following measures:

- Reorient or relocate the receiving antenna.
- Increase the separation between the equipment and the receiver.
- Connect the equipment to an outlet on a circuit different from that to which the receiver is connected.
- Consult the dealer or an experienced radio/TV technician for help.

This device complies with FCC Part 15.

Changes or modifications not expressly approved by the party responsible for compliance could void the user's authority to operate the equipment.

This Class B digital apparatus complies with Canadian ICES-003. Cet appareil numérique de la classe B est conforme à la norme NMB-003 du Canada.

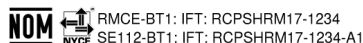
This device complies with Industry Canada licence-exempt RSS standard(s). Operation of this device is subject to the following two conditions: (1) this device may not cause interference, and (2) this device must accept any interference, including interference that may cause undesired operation of the device. Le présent appareil est conforme aux CNR d'Industrie Canada applicables aux appareils radio exempts de licence. L'exploitation est autorisée aux deux conditions suivantes : (1) l'appareil ne doit pas produire de brouillage, et (2) l'utilisateur de l'appareil doit accepter tout brouillage radioélectrique subi, même si le brouillage est susceptible d'en compromettre le fonctionnement.

**Note:** Testing is based on the use of supplied and recommended cable types. The use of other than shielded (screened) cable types may degrade EMC performance.

Este equipo ha sido diseñado para operar con las antenas que enseguida se enlistan y para una ganancia máxima de antena de [+2.13] dBi. El uso con este equipo de antenas no incluidas en esta lista o que tengan una ganancia mayor que [+2.13] dBi quedan prohibidas. La impedancia requerida de la antena es de [50] ohms.



La operación de este equipo está sujeta a las siguientes dos condiciones: (1) es posible que este equipo o dispositivo no cause interferencia perjudicial y (2) este equipo o dispositivo debe aceptar cualquier interferencia, incluyendo la que pueda causar su operación no deseada.



1. 經審驗合格之射頻電信終端設備，非經許可，公司、商號或使用者均不得擅自變更頻率、加大功率或變更原設計之特性及功能。
2. 射頻電信終端設備之使用不得影響飛航安全及干擾合法通信；經發現有干擾現象時，應立即停用，並改善至無干擾時方得繼續使用。所謂合法通信，係指依電信法規定作業之無線電信。
3. 輸入、製造射頻電信終端設備之公司、商號或其使用者違反本辦法規定，擅自使用或變更無線電頻率、電功率者，除依電信法規定處罰外，國家通訊傳播委員會並得撤銷其審驗合格證明。
4. 減少電磁波影響，請妥適使用

根據NCC低功率電波輻射性電機管理辦法 規定:

1. 第十二條 經型式認證合格之低功率射頻電機，非經許可，公司、商號或使用者均不得擅自變更頻率、加大功率或變更原設計之特性及功能。
2. 第十四條 低功率射頻電機之使用不得影響飛航安全及干擾合法通信；經發現有干擾現象時，應立即停用，並改善至無干擾時方得繼續使用。前項合法通信，指依電信法規定作業之無線電通信。低功率射頻電機須忍受合法通信或工業、科學及醫療用電波輻射性電機設備之干擾。

運用に際しての注意

この機器の使用周波数帯では、電子レンジ等の産業・科学・医療用機器のほか工場の製造ライン等で使用されている移動体識別用の構内無線局（免許を要する無線局）及び特定小電力無線局（免許を要しない無線局）並びにアマチュア無線局（免許を要する無線局）が運用されています。

1. この機器を使用する前に、近くで移動体識別用の構内無線局及び特定小電力無線局並びにアマチュア無線局が運用されていないことを確認して下さい。
2. 万一、この機器から移動体識別用の構内無線局に対して有害な電波干渉の事例が発生した場合には、速やかに使用周波数を変更するか又は電波の発射を停止した上、下記連絡先にご連絡頂き、混信回避のための処置等（例えば、パーティションの設置など）についてご相談して下さい。

3. その他、この機器から移動体識別用の特定小電力無線局あるいはアマチュア無線局に対して有害な電波干渉の事例が発生した場合など何かお困りのことが起きたときは、保証書に記載の販売代理店または購入店へお問い合わせください。代理店および販売店情報は Shure 日本語ウェブサイト <http://www.shure.co.jp> (<http://www.shure.co.jp>) でもご覧いただけます。

現品表示記号について

2.4FH1

現品表示記号は、以下のことを表しています。この無線機器は 2.4GHz 帯の電波を使用し、変調方式は「FH-SS」方式、想定与干渉距離は 10m です。2,400MHz～2,483.5MHz の全帯域を使用し、移動体識別装置の帯域を回避することはできません。

Japanese Radio Law and Japanese Telecommunications Business Law Compliance. This device is granted pursuant to the Japanese Radio Law (電波法) and the Japanese Telecommunications Business Law (電気通信事業法). This device should not be modified (otherwise the granted designation number will become invalid).



Este equipamento opera em caráter secundário, isto é, não tem direito a proteção contra interferência prejudicial, mesmo de estações do mesmo tipo, e não pode causar interferência a sistemas operando em caráter primário.

Este produto está homologado pela ANATEL, de acordo com os procedimentos regulamentados pela Resolução 242/2000, e atende aos requisitos técnicos aplicados. Para maiores informações, consulte o site da ANATEL - <http://www.anatel.gov.br> (<http://www.anatel.gov.br>)



MSIP-CRM-SHU-RMCE-BT1

상호명: Shure Incorporated  
 기재재의 명칭: 무선데이터통신 시스템용 무선기기  
 모델명: SE112-BT1, RMCE-BT1  
 제조업체명/제조국명 : Shure Incorporated / China  
 정격: 5Vdc, 0.5mA  
 서비스센터: 삼아프로사운드 Tel: 02-734-0653  
 "해당 무선기기는 전파통신 기능성이 있으므로 인명  
 안전과 관련된 서비스는 할 수 없습니다."  
 안전확인 신고번호  
 Battery safety certificate number: XU100702-16005A  
 제품명 Product name (model name): 전지 (401230)  
 정격 Rating: 3.7 Vdc, 110 mA  
 제조업체명/제조국명  
 Battery Manufacturer/Country of Origin:  
 Dongguan Golden CEL Battery Co., Ltd / China  
 A/S 연락처  
 Service Center contact information:  
 삼아프로사운드 Tel: 02-734-0653

TRA REGISTERED No: ER56780/17

DEALER No: 67442/17



The Bluetooth word mark and logos are registered trademarks owned by the Bluetooth SIG, Inc. and any use of such marks by Shure Incorporated is under license. Other trademarks and trade names are those of their respective owners.

Environmentally friendly disposal



Old electrical appliances must not be disposed of together with the residual waste, but have to be disposed of separately. The disposal at the communal collecting point via private persons is for free. The owner of old appliances is responsible to bring the appliances to these collecting points or to similar collection points. With this little personal effort, you contribute to recycle valuable raw materials and the treatment of toxic substances.

Paraguay Distributor: Microsystems S.R.L., Senador Long 664 c/Dr. Lilio, Asunción, Paraguay

## Certifications

This product meets the Essential Requirements of all relevant European directives and is eligible for CE marking.

Hereby, Shure Incorporated declares that the radio equipment is in compliance with Directive 2014/53/EU. The full text of the EU declaration of conformity is available at the following internet address: <http://www.shure.com/europe/compliance>

Authorized European representative:

Shure Europe GmbH

Headquarters Europe, Middle East & Africa

Department: EMEA Approval

Jakob-Dieffenbacher-Str. 12

75031 Eppingen, Germany

Phone: +49-7262-92 49 0

Fax: +49-7262-92 49 11 4

Email: [EMEAsupport@shure.de](mailto:EMEAsupport@shure.de)