

Würth Elektronik eiSos GmbH & Co. KG

EMC & Inductive Solutions

Max-Eyth-Straße 1 · 74638 Waldenburg · Germany

Tel. +49 (0) 79 42 945-0 · Fax +49 (0) 79 42 945-400

eiSos@we-online.de · www.we-online.de



Product / Process Change Notification (PCN)

- Major change
 Minor change

PCN #: PCN_UtLAN_20190226

Affected Series: WE-LAN

PCN Date: November 26, 2018

Effective Date: February 26, 2019

Change Category:

- Equipment / Location
 General Data
 Material
 Process
 Product Design
 Shipping / Packaging
 Supplier

Contact: Product Management

Phone: +49 (0) 7942 - 945 5001

Fax: +49 (0) 7942 - 945 5179

E-Mail: pcn.eisos@we-online.com

Data Sheet Change:

Yes No

Attachment:

Yes No

DESCRIPTION AND PURPOSE OF CHANGE:

- To increase the production capability, Würth Elektronik will implement another production line to manufacture following part numbers:

749010011	749010012	7490100145
749013010	749013021	749013022
749020023	S0410231	S06100042

- Due to internal standardization and to various database mismatches, the corresponding datasheets have been updated: mechanical dimensions, land patterns, electrical properties and packaging dimensions and packaging quantities.
- Due to internal standardization, Würth Elektronik will change the marking of the above mentioned part numbers.
- In order to enhance the product reliability, Würth Elektronik will change the wire used in some of the above mentioned part numbers. For further details, please see following section.
- Due to a database mismatch, the Moisture Sensitivity Level (MSL) of the above mentioned part numbers will change.

All products with date code 2019-02-26 or later, will be affected by these changes.

Würth Elektronik eiSos GmbH & Co. KG

EMC & Inductive Solutions

Max-Eyth-Straße 1 · 74638 Waldenburg · Germany

Tel. +49 (0) 79 42 945-0 · Fax +49 (0) 79 42 945-400

eiSos@we-online.de · www.we-online.de



In the next section, the updates have been listed for a clear presentation of the changes.

There will be no change in fit, function or quality of the product.

DETAIL OF CHANGE:

The affected part numbers are the following:

749010011	749010012	7490100145
749013010	749013021	749013022
749020023	S0410231	S06100042

For a clear presentation of the changes, please see below.

For all above mentioned part numbers

- The MSL will change from Level 3 to Level 1.
- The marking will be changed from silk screen printing to laser marking.

BEFORE



AFTER



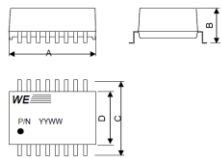
- The tape dimensions of the reels have also been updated. For further details, please see the datasheets attached.



749010011

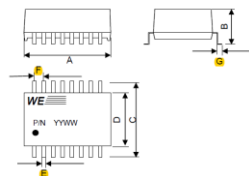
- Some additional mechanical dimensions have been added.

BEFORE



A	12,70 ± 0,25	mm
B	5,08 max	mm
C	9,40 ± 0,25	mm
D	6,85 ± 0,25	mm

AFTER



A	12,70 ± 0,25	mm
B	5,08 max	mm
C	9,40 ± 0,25	mm
D	6,85 ± 0,25	mm
E	0,46 ± 0,12	mm
F	1,27 ± 0,12	mm
G	0,76 ± 0,3	mm

- The wire class of 749010011 will be changed from “155” to “180”.
- The operating temperature range will be changed from “0°C to +70°C” to “-40°C to +85°C”.
- The Differential to Common Mode Rejection Ratio has been changed as follows:

BEFORE

Differential to Common Mode Rejection	30MHz	DCMR	-38	dB	min.
	60MHz		-38		
	60-100MHz		-30		

AFTER

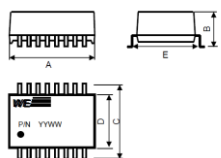
Differential to Common Mode Rejection	30MHz	DCMR	-42	dB	min.
	60MHz		-37		
	60-100MHz		-33		

- Reel packaging quantity will be changed from 600 pieces/reel to 750 pieces/reel. Carton quantity will also change from 3600 pieces/carton to 4500 pieces/carton.

749010012

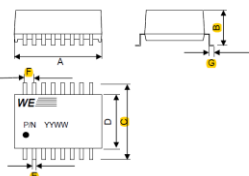
- Changes in tolerances of some mechanical dimensions and some additional mechanical dimensions have been added.

BEFORE



A	12,70 ± 0,25	mm
B	5,20 max	mm
C	9,53 max	mm
D	6,85 ± 0,25	mm
E	7,9 ± 0,3	mm

AFTER



A	12,70 ± 0,25	mm
B	5,08 max	mm
C	9,40 ± 0,25	mm
D	6,85 ± 0,25	mm
E	0,46 ± 0,12	mm
F	1,27 ± 0,12	mm
G	0,76 ± 0,3	mm

- The wire class of 749010012 will be changed from “155” to “180”.
- The Differential to Common Mode Rejection Ratio has been changed as follows:

BEFORE

Differential to Common Mode Rejection	30MHz	DCMR	-38	dB	min.
	60MHz		-38		
	60-100MHz		-30		

AFTER

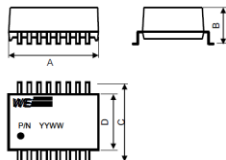
Differential to Common Mode Rejection	30MHz	DCMR	-42	dB	min.
	60MHz		-37		
	60-100MHz		-33		

- Reel packaging quantity will be changed from 600 pieces/reel to 750 pieces/reel. Carton quantity will also change from 3600 pieces/carton to 4500 pieces/carton.

7490100145

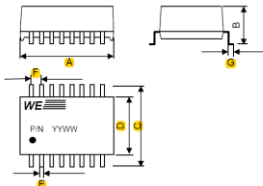
- Changes in tolerances of some mechanical dimensions and some additional mechanical dimensions have been added.

BEFORE



A	12.70 max.	mm
B	6.35 max.	mm
C	9.53 max.	mm
D	7.11 max.	mm

AFTER



A	12.70 ± 0.25	mm
B	6.35 max.	mm
C	9.40 ± 0.25	mm
D	6.86 ± 0.25	mm
E	0.46 ± 0.12	mm
F	1.27 ± 0.12	mm
G	0.76 ± 0.3	mm

- The wire class of 7490100145 will be changed from “155” to “180”.
- The Differential to Common Mode Rejection Ratio has been changed as follows:

BEFORE

Differential to Common Mode Rejection	30MHz	DCMR	-59	dB	min.
	60MHz		-38		
	100MHz		-30		

AFTER

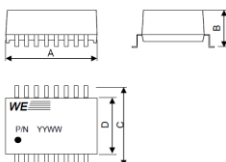
Differential to Common Mode Rejection	30MHz	DCMR	-42	dB	min.
	60MHz		-37		
	100MHz		-33		

- Reel packaging quantity will be changed from 600 pieces/reel to 750 pieces/reel. Carton quantity will also change from 3600 pieces/carton to 4500 pieces/carton.

749013010

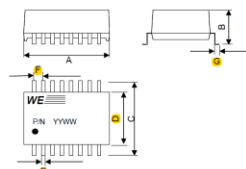
- Changes in tolerances of some mechanical dimensions and some additional mechanical dimensions have been added.

BEFORE



A	12.70 ± 0.25	mm
B	5.97 max.	mm
C	9.40 ± 0.25	mm
D	6.73 ± 0.25	mm

AFTER



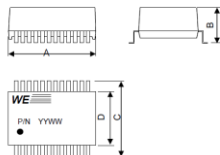
A	12.70 ± 0.25	mm
B	5.97 max.	mm
C	9.40 ± 0.25	mm
D	6.90 ± 0.25	mm
E	0.46 ± 0.12	mm
F	1.27 ± 0.12	mm
G	0.76 ± 0.3	mm

- The operating temperature range will be changed from “0°C to +70°C” to “-40°C to +85°C”.
- Reel packaging quantity will be changed from 600 pieces/reel to 750 pieces/reel. Carton quantity will also change from 3600 pieces/carton to 4500 pieces/carton.

749013021

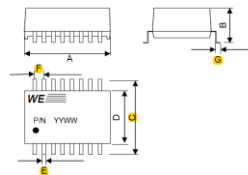
- Changes in tolerances of some mechanical dimensions and some additional mechanical dimensions have been added.

BEFORE



A	13,64 ± 0,25	mm
B	6,22 ± 0,25	mm
C	14,99 ± 0,25	mm
D	11,94 ± 0,25	mm

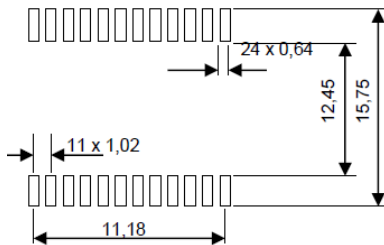
AFTER



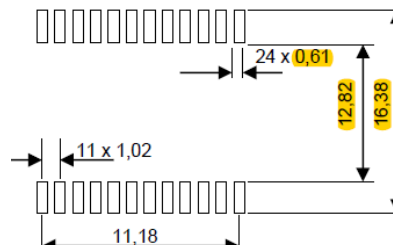
A	13,64 ± 0,25	mm
B	6,22 ± 0,25	mm
C	15,24 ± 0,25	mm
D	11,94 ± 0,25	mm
E	0,38 ± 0,10	mm
F	1,02 ± 0,19	mm
G	0,89 ± 0,3	mm

- Changes in land pattern.

BEFORE



AFTER

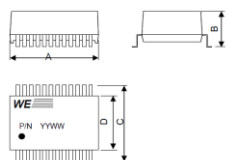


- The wire class of 749013021 will be changed from "155" to "180".
- The operating temperature range will be changed from "0°C to +70°C" to "-40°C to +85°C".
- Reel packaging quantity will be changed from 400 pieces/reel to 500 pieces/reel. Carton quantity will also change from 2400 pieces/carton to 3000 pieces/carton.

749013022

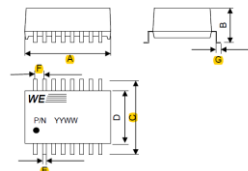
- Changes in tolerances of some mechanical dimensions and some additional mechanical dimensions have been added.

BEFORE



A	13,70 ± 0,25	mm
B	5,60 ± 0,25	mm
C	19,80 ± 0,25	mm
D	15,24 ± 0,25	mm

AFTER

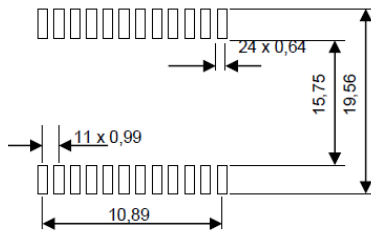


A	13,52 ± 0,25	mm
B	5,60 ± 0,25	mm
C	19,65 ± 0,25	mm
D	15,24 ± 0,25	mm
E	0,40 ± 0,12	mm
F	0,99 ± 0,12	mm
G	1,14 ± 0,3	mm

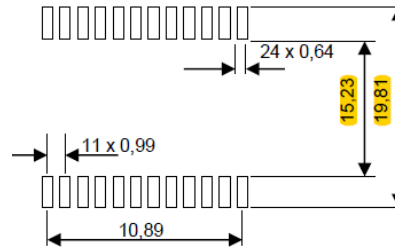


- Changes in land pattern.

BEFORE



AFTER

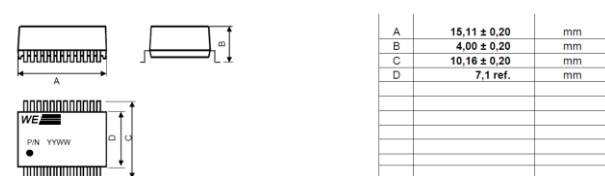


- The wire class of 749013022 will be changed from “155” to “180”.
- Reel packaging quantity will be changed from 400 pieces/reel to 450 pieces/reel. Carton quantity will also change from 2400 pieces/carton to 2700 pieces/carton.

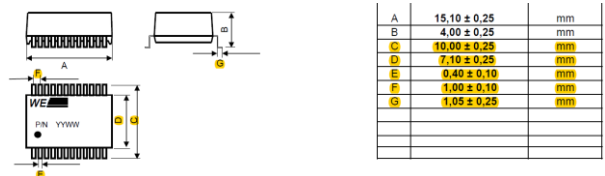
749020023

- Changes in tolerances of some mechanical dimensions and some additional mechanical dimensions have been added.

BEFORE

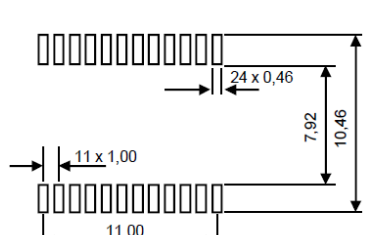


AFTER

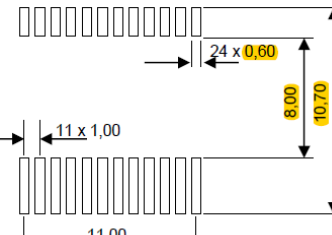


- Changes in land pattern.

BEFORE



AFTER



- The wire class of 749020023 will be changed from “155” to “180”.
- Reel packaging quantity will be changed from 800 pieces/reel to 650 pieces/reel. Carton quantity will also change from 4800 pieces/carton to 3900 pieces/carton.

Würth Elektronik eiSos GmbH & Co. KG

EMC & Inductive Solutions

Max-Eyth-Straße 1 · 74638 Waldenburg · Germany

Tel. +49 (0) 79 42 945-0 · Fax +49 (0) 79 42 945-400

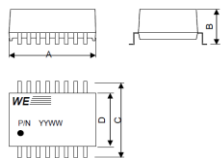
eiSos@we-online.de · www.we-online.de



S0410231

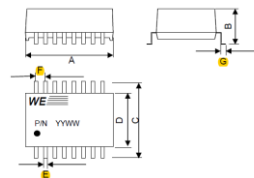
- Some additional mechanical dimensions have been added.

BEFORE



A	12,70 ± 0,25	mm
B	5,08 max	mm
C	9,40 ± 0,25	mm
D	6,85 ± 0,25	mm

AFTER



A	12,70 ± 0,25	mm
B	5,08 max	mm
C	9,40 ± 0,25	mm
D	6,85 ± 0,25	mm
E	0,46 ± 0,12	mm
F	1,27 ± 0,12	mm
G	0,76 ± 0,3	mm

- The Differential to Common Mode Rejection Ratio has been changed as follows:

BEFORE

Differential to Common Mode Rejection	30MHz	DCMR	-38	dB	min.
	60MHz		-38		
	60-100MHz		-30		

AFTER

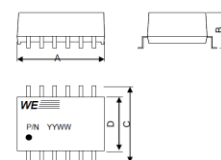
Differential to Common Mode Rejection	30MHz	DCMR	-42	dB	min.
	60MHz		-37		
	60-100MHz		-33		

- Reel packaging quantity will be changed from 600 pieces/reel to 750 pieces/reel. Carton quantity will also change from 3600 pieces/carton to 4500 pieces/carton.

S06100042

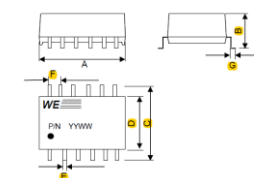
- Changes in tolerances of some mechanical dimensions and some additional mechanical dimensions have been added.

BEFORE



A	14,80 ± 0,25	mm
B	4,65 max.	mm
C	14,50 ± 0,25	mm
D	11,60 ± 0,25	mm

AFTER



A	14,80 ± 0,25	mm
B	4,82 ± 0,25	mm
C	14,72 ± 0,25	mm
D	11,72 ± 0,25	mm
E	0,50 ± 0,10	mm
F	2,01 ± 0,12	mm
G	0,72 ± 0,3	mm

- The Differential to Common Mode Rejection Ratio has been changed as follows:

BEFORE

Differential to Common Mode Rejection	30MHz	DCMR	-59	dB	min.
	60MHz		-40		
	100MHz		-40		

AFTER

Differential to Common Mode Rejection	30MHz	DCMR	-59	dB	min.
	60MHz		-40		
	60-100MHz		-33		

- The wire class of S06100042 will be changed from "155" to "180".
- Reel packaging quantity will be changed from 400 pieces/reel to 600 pieces/reel. Carton quantity will also change from 2400 pieces/carton to 3600 pieces/carton.

RELIABILITY / QUALIFICATION SUMMARY:

Product approval is according to internal requirements released by the Total Quality Department and the Product Management Department. Following tests have been performed:

- Five Times Reflow test as per J-STD-020E;

Würth Elektronik eiSos GmbH & Co. KG

EMC & Inductive Solutions

Max-Eyth-Straße 1 · 74638 Waldenburg · Germany

Tel. +49 (0) 79 42 945-0 · Fax +49 (0) 79 42 945-400

eiSos@we-online.de · www.we-online.de



- Solderability test as per IPC-A-610;
- High temperature exposure test as per MIL-STD-202G Method 108;
- Thermal shock test as per MIL-STD-202G Method 107;
- Vibration test as per MIL-STD-202G Method 204.