Alle Rechte vorbehalten/ *All rights reserved*

Y
Kontaktanordnung
Contact arrangement

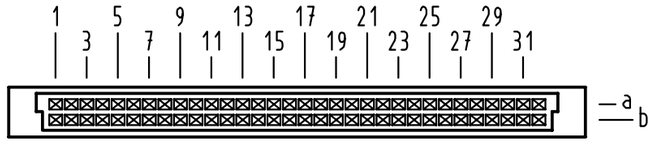

64 Signal Kontakte
64 signal contacts

⊠ = Kontaktposition belegt
= *position with contact*

□ = Kontaktpositon nicht belegt
= *position without contact*

Z
2:1

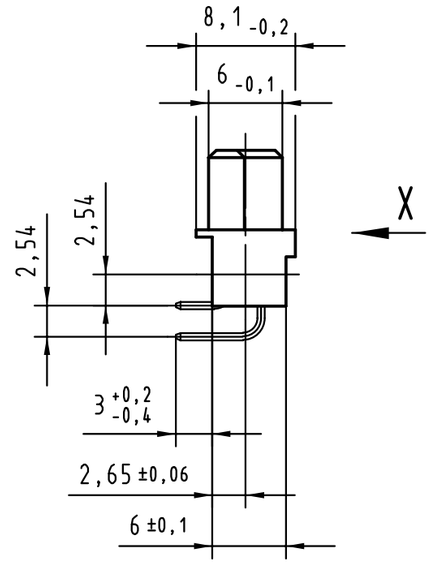

X
(Lochbild)
(Board drillings)

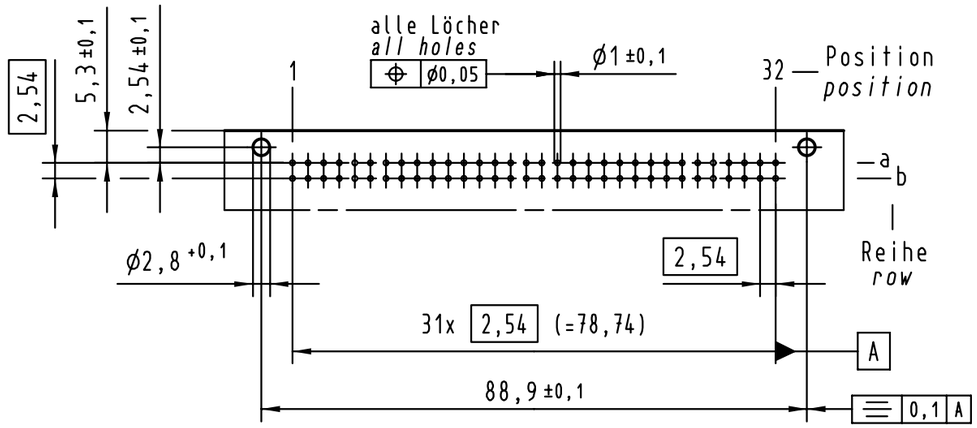



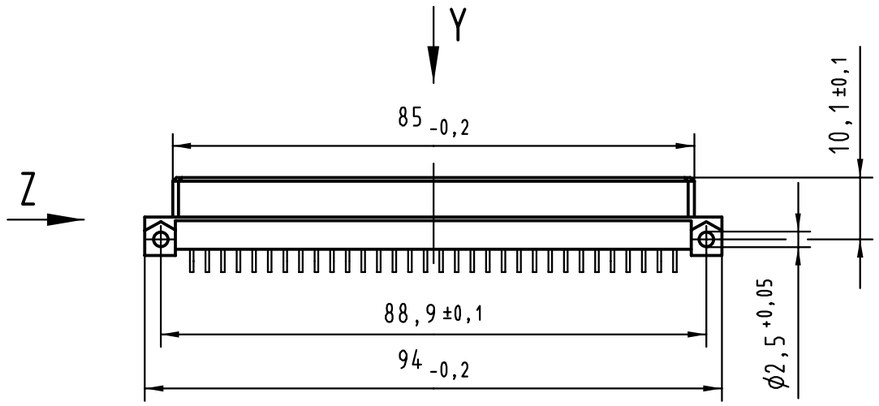

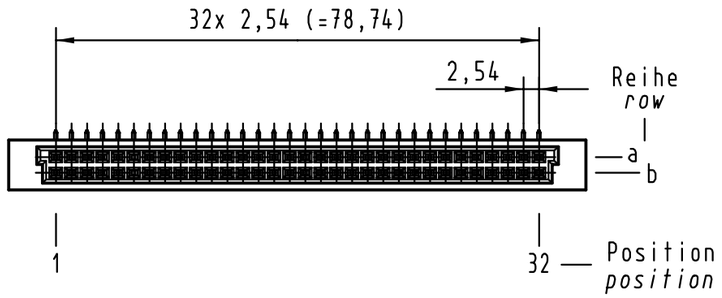

09 72 264 6801	2	Au über/over PdNi
Bestell-Nr. *Part-No.*	Anforderungsstufe nach IEC *performance level per IEC*	Kontaktoberfläche *Contact Plating*

All Dimensions in mm
Original Size DIN A 3

Techn. Character.

Nicht tolerierte Maße/*Free size tolerances*
siehe / *see* IEC 603-2

	Dat.	Name	Maßstab/*Scale*
Detail.	25.02.00	Rie.	1:1 (2:1)
Insp.	25.02.00	Pa.	
Stand.			

Bauform Q Federleiste
Einlöt , 64 pol.
type Q female connector
solder , 64 pol.

HARTING KGaA
D-32339 ESPELKAMP

TB 09 72 264 x801

Blatt/*page* /

Sub.

27592		
Mod.	Dat.	Name