

## Internal Hard Drives

# L200

Take your laptop to the next level



2 1 500  
TB TB GB




Color

Toshiba's 2.5-inch L200 Laptop PC Hard Drive is designed for everyday laptop users and gamers - and it's ideal for boosting and upgrading the storage capacity of your laptop PC or games console by up to 2 TB - with up to 128 MB buffer. Toshiba's Dynamic Cache Technology can further enhance access performance. Available in capacities of up to 2 TB, the L200 puts the renowned durability and reliability of Toshiba technology to work in your notebook or game console.

Use for:

- Notebooks
- Game consoles
- External enclosures



- SATA** 2.5" SATA Hard Drive
- RPM** 5400 rpm
-  128 MB / 8 MB buffer
-  Toshiba Dynamic Cache Technology
-  Advanced Format

## Manual

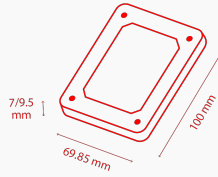
[Toshiba Installation and Safety.pdf](#) 

## Tools

[TOSHIBA Storage Diagnostic Tool.zip](#) 



# Product Specifications



## Basic Specifications

|                             |  |
|-----------------------------|--|
| <b>Form factor</b>          | 2.5-inch   |
| <b>Interface</b>            | SATA 3.0 Gbit/s (500 GB, 1 TB), SATA 6.0 Gbit/s (500 GB Slim, 1 TB Slim, 2 TB) |
| <b>Advanced Format (AF)</b> | Yes  |
| <b>RoHS compatible</b>      | Yes  |
| <b>Halogen Free</b>         | Yes  |
| <b>Shock Sensor</b>         | Yes  |

## Performance

|                                    |  |
|------------------------------------|--|
| <b>Rotational speed</b>            | 5,400 rpm  |
| <b>Buffer size</b>                 | 128 MB (1 TB Slim, 2 TB), 8 MB (500 GB, 500 GB Slim, 1 TB) |
| <b>Average latency</b>             | 5.56 ms  |
| <b>Native Command Queing (NCQ)</b> | supported  |

## Reliability

|                                 |                       |
|---------------------------------|-----------------------|
| <b>MTTF</b>                     | 600,000 hours         |
| <b>Unrecoverable error rate</b> | 1 per 10E14 bits read |

## Power Management

|                                     |  |
|-------------------------------------|--|
| <b>Supply voltage</b>               | 5VDC (±5%)   |
| <b>Consumption - Read/Write</b>     | 1.65 W typ. (1 TB Slim, 2 TB), 1.5 W typ. (500 GB, 500 GB Slim, 1 TB)  |
| <b>Consumption - Low Power Idle</b> | 0.85 W typ. (1 TB Slim, 2 TB), 0.55 W typ. (500 GB, 500 GB Slim, 1 TB) |

## Environmental

|  |   |
|--|---|
| <b>Temperature (operating / non-operating)</b> | 0 to 65° C / -40 to 65° C   |
| <b>Vibration (operating)</b>                   | 1.0 G (5 to 500 Hz)   |
| <b>Vibration (non-operating)</b>               | 5.0 G (15 to 500 Hz)  |
| <b>Shock (operating)</b>                       | 400 G (2 ms half sine)  |
| <b>Shock (non-operating)</b>                   | 1000 G (1 ms half sine)   |
| <b>Acoustics (idle mode)</b>                   | 23 dB typ. (1 TB, 2 TB), 19 dB typ. (500 GB Slim, 1 TB Slim), 17 dB typ. (500 GB) |

## Physical

|                         |   |
|-------------------------|---|
| <b>Dimensions</b>       | 100 (L) x 69.85 (W) x 9.5 (H) mm (500 GB - 2 TB), 100 (L) x 69.85 (W) x 7.0 (H) mm (500 GB Slim, 1 TB Slim) |
| <b>Weight (approx.)</b> | 117 g max. (500 GB, 1 TB - 9.5 mm), 92 g max. (500 GB - 7 mm)   |

## Box Content

|                    |   |
|--------------------|---|
| <b>Box Content</b> | 2.5-inch internal HDD - L200 Laptop PC Hard Drive |
|--------------------|---|

# Product Range

| Part number                                | Capacity | Color |
|--|----------|-------|
| HDWL120EZSTA (Retail), HDWL120UZSVA (Bulk) | 2 TB     | -     |
| HDWL110EZSTA (Retail), HDWL110UZSVA (Bulk) | 1 TB     | -     |
| HDWJ110EZSTA (Retail)                      | 1 TB     | -     |
| HDWJ110UZSVA (Bulk)                        | 1 TB     | -     |
| HDWJ105EZSTA (Retail)                      | 500 GB   | -     |
| HDWJ105UZSVA (Bulk)                        | 500 GB   | -     |
| HDWK105UZSVA (Bulk)                        | 500 GB   | -     |
| HDWJ105UZSVA (Bulk)                        | 500 GB   | -     |

# Logistical Information:

|                              |   |
|------------------------------|---|
| Box dimensions               | 141.0 mm (H) x 111.0 mm (W) x 38.0 mm (D)   |
| Box weight (gross)           | 195 g max. (1 TB, 2 TB), 170 g max. (500 GB), 155 g max. (500 GB Slim, 1 TB Slim) |
| Master carton dimensions     | 166 x 123 x 170 mm  |
| Master carton weight (gross) | 913 g max. (1 TB, 2 TB), 813 g max. (500 GB), 753 g max. (500 GB Slim, 1 TB Slim) |
| Boxes per master carton      | 4   |
| Pallet dimensions            | 1150 x 1150 x 130 mm  |
| Pallet weight (net)          | n/A   |
| Units per pallet             | 1350 pcs (1 TB Slim, 2 TB), 840 pcs (500 GB, 500 GB Slim, 1 TB)                   |

## Contact

### **Toshiba Electronics Europe GmbH**

Hansaallee 181  
40549 Düsseldorf  
Germany