

# ZLLS500

---

## 40V SILICON HIGH CURRENT LOW LEAKAGE SCHOTTKY DIODE

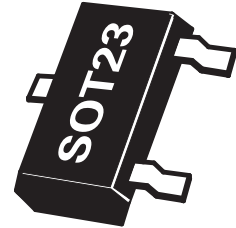
---

### SUMMARY

Schottky Diode  $V_R = 40V$ ;  $I_F = 0.7A$ ;  $I_R = 10\mu A$

### DESCRIPTION

This compact SOT23 packaged Schottky diode offers users an excellent performance combination comprising high current operation, extremely low leakage and low forward voltage ensuring suitability for applications requiring efficient operation at higher temperatures (above 85°C) see Operational Efficiency chart on page 4.



### Key benefits:

**Performance capability equivalent to much larger packages**

**Improved circuit efficiency & power levels**

**PCB area savings**

### FEATURES

- Extremely Low Leakage ( $10\mu A$  @30V)
- High current capability ( $I_F = 0.7A$ )
- Low  $V_F$ , Fast switching Schottky
- SOT23 Package
- ZLLS500 complements low temperature equivalent ZHCS500
- Package thermally rated to 150°C

### APPLICATIONS

- DC - DC Converters
- Strobes
- Mobile Phones
- Charging Circuits
- Motor control

Cathode



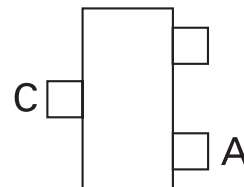
Anode

### ORDERING INFORMATION

DEVICE	REEL (inches)	TAPE WIDTH (mm)	QUANTITY PER REEL
ZLLS500TA	7	8mm embossed	3000 units
ZLLS500TC	13	8mm embossed	10000 units

### DEVICE MARKING

L05



Top view

# ZLLS500

## ABSOLUTE MAXIMUM RATINGS.

PARAMETER	SYMBOL	VALUE	UNIT
<b>Schottky Diode</b>			
Continuous Reverse Voltage	$V_R$	40	V
Forward Current	$I_F$	0.7	A
Peak Repetitive Forward Current Rectangular Pulse Duty Cycle	$I_{FPK}$	1.14	A
Non Repetitive Forward Current	$I_{FSM}$	$t \leq 100\mu s$ 13	A
		$t \leq 10ms$ 3.2	A
<b>Package</b>			
Power Dissipation at $T_{amb}=25^\circ C$ single die continuous	$P_D$	500	mW
single die measured at $t < 5$ secs		630	mW
Storage Temperature Range	$T_{stg}$	-55 to +150	$^\circ C$
Junction Temperature	$T_j$	150	$^\circ C$

## THERMAL RESISTANCE

PARAMETER	SYMBOL	VALUE	UNIT
Junction to Ambient (a)	$R_{\theta JA}$	250	$^\circ C/W$
Junction to Ambient (b)	$R_{\theta JA}$	198	$^\circ C/W$

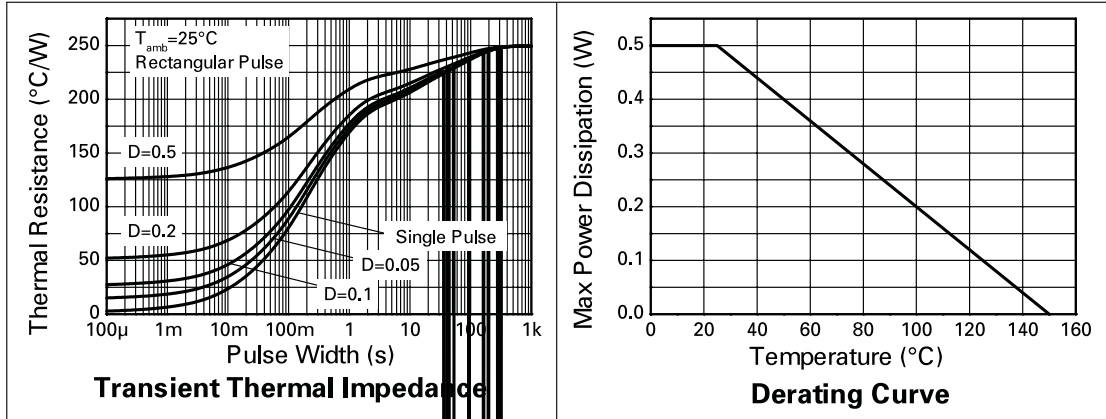
### Notes

(a) For a device surface mounted on 25mm x 25mm FR4 PCB with high coverage of single sided 1oz copper, in still air conditions.

(b) For a device surface mounted on FR4 PCB measured at  $t < 5$ secs.

# ZLLS500

## TYPICAL CHARACTERISTICS



# ZLLS500

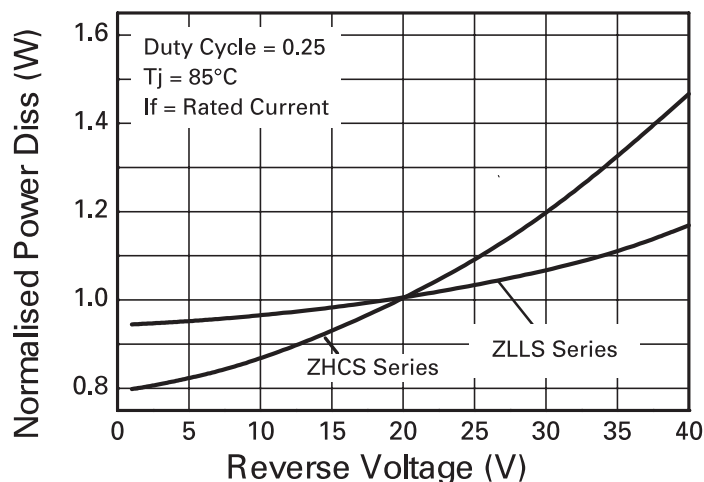
## ELECTRICAL CHARACTERISTICS (at Tamb = 25°C unless otherwise stated).

SCHOTTKY DIODE CHARACTERISTICS						
Reverse Breakdown Voltage	$V_{(BR)R}$	40			V	$I_R=500\mu A$
Forward Voltage	$V_F$		310	350	mV	$I_F=50\text{ mA}^*$
			350	400	mV	$I_F=100\text{ mA}^*$
			425	520	mV	$I_F=250\text{mA}^*$
			520	610	mV	$I_F=400\text{mA}^*$
			610	850	mV	$I_F=750\text{mA}^*$
			690	1000	mV	$I_F=1000\text{mA}^*$
			860	1300	mV	$I_F=1500\text{mA}^*$
		494			mV	$I_F=500\text{mA}^*, T_a = 100^\circ\text{C}$
Reverse Current	$I_R$		5.5	10	$\mu A$	$V_R=30\text{V}$
			370		$\mu A$	$V_R=30\text{V}, T_a = 85^\circ\text{C}$
Diode Capacitance	$C_D$		15.5		pF	$f=1\text{MHz}, V_R=30\text{V}$
Reverse Recovery Time	$t_{rr}$		2.46		ns	Switched from $I_F = 500\text{mA}$
Reverse Recovery Charge	$Q_{rr}$		1.38		nC	to $V_R = 5\text{V}$ . Measured @ $I_R 50\text{mA}$ . $di / dt > 1\text{A} / \text{ns}$ . Rsource = 6 ohm.

\*Measured under pulsed conditions.

### Operational Efficiency chart

The operational efficiency chart indicates the beneficial use of the ZLLS Series diodes in applications requiring higher voltage, higher temperature operation. Circuits requiring Low voltage Low temperature operation will benefit from using Zetex low  $V_F$  ZHCS Series diodes.

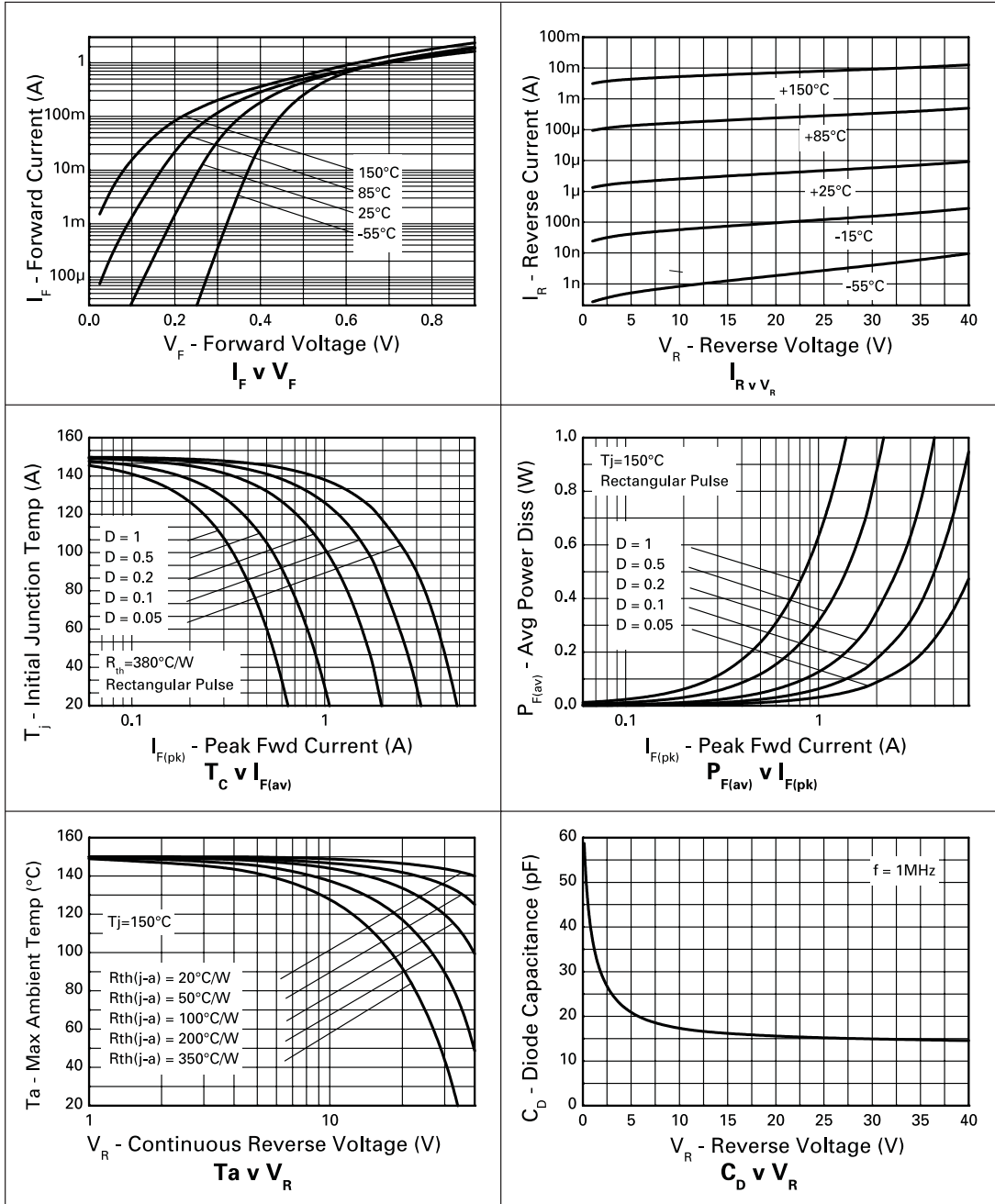


### Operational Efficiency Example



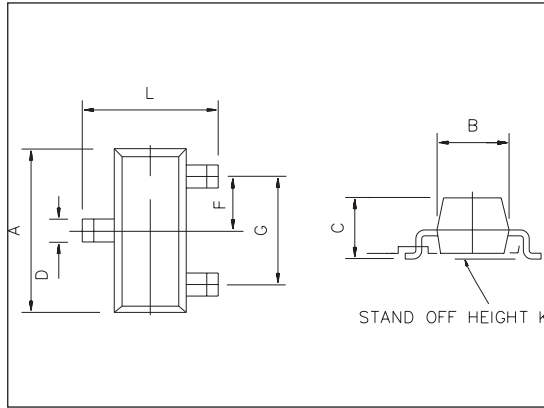
ISSUE 1 - JANUARY 2002

TYPICAL CHARACTERISTICS

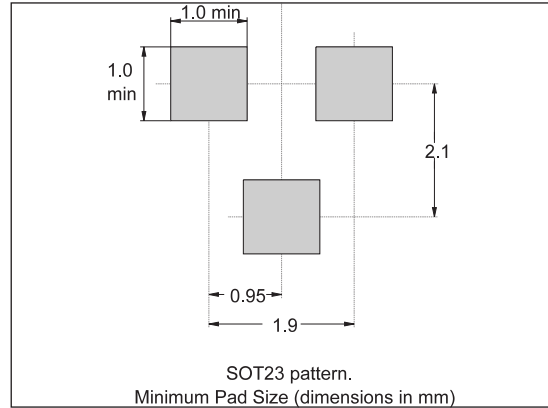


# ZLLS500

## Package Outline



## Pad Layout



## Package Dimensions

DIM	Millimetres		Inches	
	Min	Max	Min	Max
A	2.67	3.05	0.105	0.120
B	1.20	1.40	0.047	0.055
C	-	1.10	-	0.043
D	0.37	0.53	0.0145	0.021
F	0.085	0.15	0.0033	0.0059
G	NOM 1.9		NOM 0.075	
K	0.01	0.10	0.0004	0.004
L	2.10	2.50	0.0825	0.0985
N	NOM 0.95		NOM 0.037	

© Zetex plc 2001

Zetex plc  
Fields New Road  
Chadderton  
Oldham, OL9 8NP  
United Kingdom  
Telephone (44) 161 622 4422  
Fax: (44) 161 622 4420

Zetex GmbH  
Streitfeldstraße 19  
D-81673 München  
Germany  
Telefon: (49) 89 45 49 49 0  
Fax: (49) 89 45 49 49 49

Zetex Inc  
700 Veterans Memorial Hwy  
Hauppauge, NY11788  
USA  
Telephone: (631) 360 2222  
Fax: (631) 360 8222

Zetex (Asia) Ltd  
3701-04 Metroplaza, Tower 1  
Hing Fong Road  
Kwai Fong  
Hong Kong  
Telephone: (852) 26100 611  
Fax: (852) 24250 494

These offices are supported by agents and distributors in major countries world-wide.

This publication is issued to provide outline information only which (unless agreed by the Company in writing) may not be used, applied or reproduced for any purpose or form part of any order or contract or be regarded as a representation relating to the products or services concerned. The Company reserves the right to alter without notice the specification, design, price or conditions of supply of any product or service.

For the latest product information, log on to [www.zetex.com](http://www.zetex.com)

 **ZETEX**

ISSUE 1 - JANUARY 2002