

Pulse proof SMD fuse, 1206, 32 VDC, max. ambient temperature of 140 °C

new



UL 248-14 · 32VDC · Time-Lag T

See below:

[Approvals and Compliances](#)

### Description

- Chipfuse for highest demands regarding pulse resistant, temperature resistant and mechanical strength
- Impermeable to potting compound

### Unique Selling Proposition

- AEC-Q200 qualified
- Pulse and temperature resistant
- Mechanical Shock proved with 1'500 g

### Applications

- Automotive
- DC Secondary Protection
- Circuits with inrush
- LCD Backlight DC-AC Inverter

### References

[Packaging Details](#)

### Weblinks

[pdf data sheet](#), [html data sheet](#), [General Product Information](#), [Packaging details](#), [Distributor-Stock-Check](#), [Detailed request for product](#), [Landing Page](#)

### Technical Data

Rated Voltage	32VDC
Rated current	5.3 - 7.5 A
Breaking Capacity	100 A
Characteristic	Time-Lag T
Mounting	PCB,SMT
Admissible Ambient Air Temp.	-40 °C to 140 °C
Material: Housing	Fiber-reinforced plastic, UL 94V-0
Material: Terminals	Copper, Ni/Au-plated
Unit Weight	0.01 g
Storage Conditions	0 °C to 40 °C, max. 70% r.h.
Storage Capability	max. 3 years @ 25 °C in original packaging
Product Marking	Rated current

Soldering Methods	Reflow <a href="#">Soldering Profile</a>
Solderability	245 °C / 3 sec acc. to IEC 60068-2-58, Test Td
Resistance to Soldering Heat	250 ±5 °C / 30 ±5 sec acc. to JEDEC J-STD-020
Moisture Sensitivity Level	MSL 1, J-STD-020
Case Resistance	acc. to EIA/IS-722, Test 4.7 >100 MΩ (between leads and body)
Flammability	UL 94V-0 (acc. to EIA/IS-722, Test 4.12)
Damp heat, steady state	MIL-STD-202, Method 103 (1000h / 85 °C / 85% humidity)
Immersion	MIL-STD-202, Method 104 Condition B
Thermal Shock	MIL-STD-202, Method 107 (300 air-to-air cycles: -40 to +140 °C)
Operational Life	MIL-STD-202, Method 108 Condition D 1000h @ 0.63 x I <sub>n</sub> @ 125 °C
Vibration, High Frequency	MIL-STD-202, Method 204 Condition D
Mechanical Shock	MIL-STD-202, Method 213 Condition F
Resistance to Solvents	MIL-STD-202, Method 215 (acc. to. EIA/IS-722, Test 4.11)
Temperature Cycling	JESD22 Method JA-104
Flame Retardance	AEC-Q200-001
Board Flex	AEC-Q200-005
Terminal Strength	AEC-Q200-006

### Approvals and Compliances

Detailed information on product approvals, code requirements, usage instructions and detailed test conditions can be looked up in [Details about Approvals](#)

SCHURTER products are designed for use in industrial environments. They have approvals from independent testing bodies according to national and international standards. Products with specific characteristics and requirements such as required in the automotive sector according to IATF 16949, medical technology according to ISO 13485 or in the aerospace industry can be offered exclusively with customer-specific, individual agreements by SCHURTER.


**Product standards**

Product standards that are referenced

Organization	Design	Standard	Description
	Designed according to	UL 248-14	Low voltage fuses - Part 14: Additional fuses





**Application standards**

Application standards where the product can be used

Organization	Design	Standard	Description
	Designed for applications acc.	IEC/UL 60950	IEC 60950-1 includes the basic requirements for the safety of information technology equipment.

**Compliances**

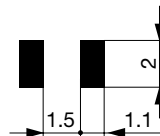
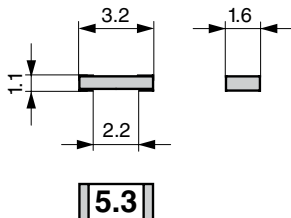
The product complies with following Guide Lines

Identification	Details	Initiator	Description
	RoHS	SCHURTER AG	EU Directive RoHS 2011/65/EU
	China RoHS	SCHURTER AG	The law SJ / T 11363-2006 (China RoHS) has been in force since 1 March 2007. It is similar to the EU directive RoHS.
	REACH	SCHURTER AG	On 1 June 2007, Regulation (EC) No 1907/2006 on the Registration, Evaluation, Authorization and Restriction of Chemicals 1 (abbreviated as "REACH") entered into force.
	Automotive	SCHURTER AG	AEC-Q200 is a test standard for passive components used in automotive applications. SCHURTER tests components according to the customer's agreement and is certified according to IATF 16949.

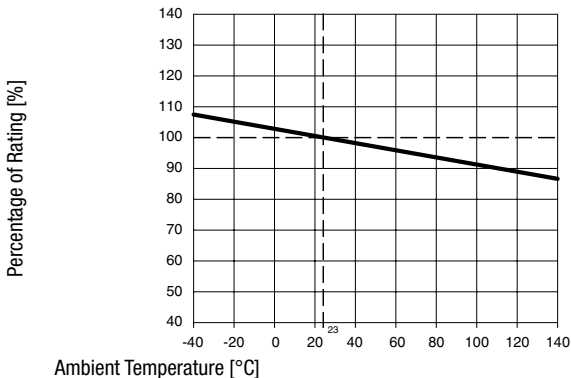
**Dimension [mm]**



Reflow soldering pads



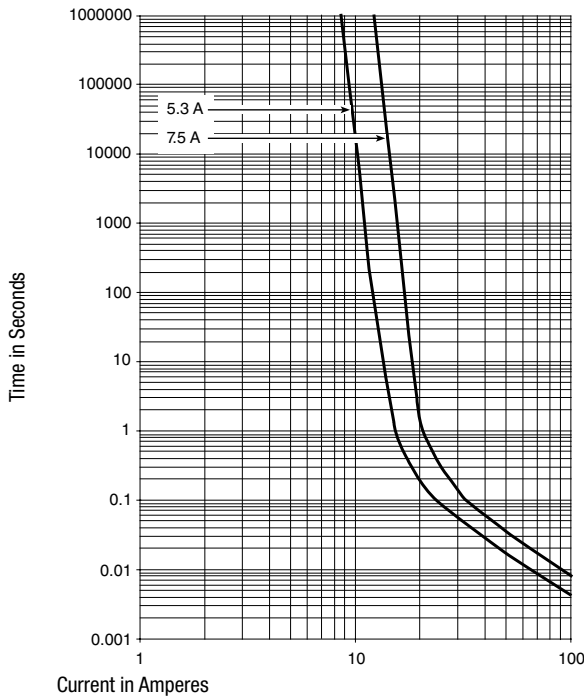
**Derating Curves**



**Pre-Arcing Time**

Rated Current In	1.0 x In min.	1.25 x In min.	3.0 x In max.	10.0 x In min.	10.0 x In max.	Test @ 130°C min.
5.3 A	4 h	1 h	1 s	1 ms	10 ms	15 ms / 20 A
7.5 A	4 h	1 h	1 s	1 ms	10 ms	25 ms / 25 A

**Time-Current-Curves**



**All Variants**

Rated Current [A]	Rated Voltage [VDC]	Marking	Breaking Capacity	Voltage Drop 1.0 I <sub>n</sub> typ. [mV]	Cold Resistance typ. [mΩ]	Melting I <sup>2</sup> t 10.0 I <sub>n</sub> typ. [A <sup>2</sup> s]	Order Number
5.3	32	5.3	1)	55	8.45	5.6	3-110-065
7.5	32	7.5	1)	55	6.1	11.5	3-110-066

1) 100 A @ 32 VDC

Most Popular.

Availability for all products can be searched real-time: <https://www.schurter.com/en/Stock-Check/Stock-Check-SCHURTER>

**Packaging Unit** Blister Tape 18 cm Reel (1000 pcs.)