

(2.00 mm) .0787"

UMPS SERIES

ULTRA MICRO POWER SOCKET

SPECIFICATIONS

For complete specifications see www.samtec.com?UMPS

Insulator Material:

Black LCP

Contact Material:

Copper Alloy

Weld Tab:

Phosphor Bronze

Plating:

Sn or Au over

50 μ" (1.27 μm) Ni

Operating Temp Range:

-55 °C to +105 °C with Tin

-55 °C to +125 °C with Gold

Voltage Rating:

460 VAC/650 VDC

RoHS Compliant:

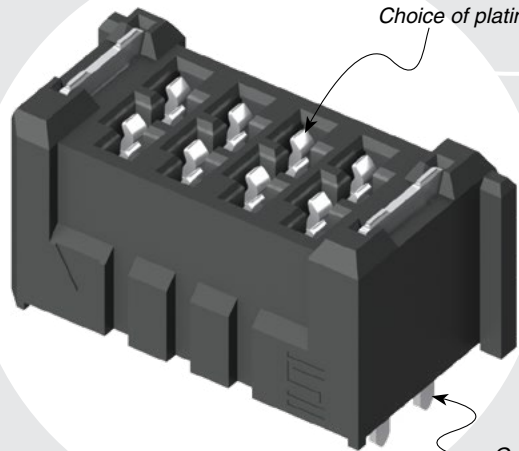

Yes

Lead-Free Solderable:

Yes

Mates with:
UMPT

APPLICATION



Allows for staging of power and signal/ground

UMPT/UMPS		
PINS	Current Rating (PER CONTACT)	
	-T	-G
1	17.2 A	21.5 A
2	14.7 A	17.6 A
3	13.1 A	16.8 A
4	13.0 A	15.6 A
5	12.9 A	15.4 A

Ratings are derated 20% and based on 70 °C ambient temperature with maximum allowable rise.

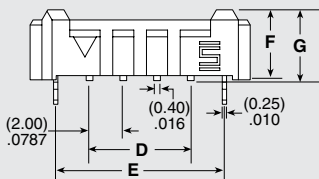
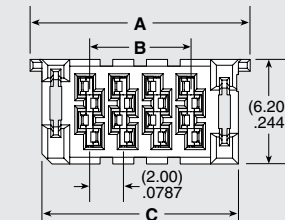
UMPS	NO. OF POSITIONS	LEAD STYLE	PLATING	VT	SM	OPTION
-02, -03, -04, -05		-03.5 = (03.5 mm) .138" -05.5 = (05.5 mm) .217"	-G = 10 μ" (0.25 μm) Gold on contact, Gold flash on tail -T = Matte Tin			(Leave blank for no weld tab) -WT = Weld Tab Through-hole -K = Pick & Place Pad

POWER/SIGNAL APPLICATION

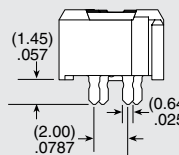
Create a unique power/signal system by combining UMPT/UMPS with a variety of Samtec connectors at various stack heights. Contact microruggedgroup@samtec.com.

SERIES	STACK HEIGHT			
	5 mm	7 mm	10 mm	12 mm
ADX6	X			
BXE	X			
BXH	X			
BXS	X			
ERX5		X	X	X
ERX6	X			
ERX8		X	X	X
LPAX	X			
QMS/QFS			X	
QRX8		X	X	X
QXE	X			
QXH	X			
QTS/QSS	X			
SEAX		X	X	X
SEAX8		X	X	
SX4	X			
SX5	X			
XEM		X	X	

LEAD STYLE	F	G
-03.5	(4.15) .163	(4.20) .165
-05.5	(6.15) .242	(6.20) .244



NO. OF POSITIONS	A	B	C	D	E
-02	(9.05) .356	(2.00) .0787	(7.65) .301	(2.00) .0787	(6.00) .2362
-03	(11.05) .435	(4.00) .1574	(9.65) .380	(4.00) .1574	(8.00) .3149
-04	(13.05) .514	(6.00) .2362	(11.65) .459	(6.00) .2362	(10.00) .3937
-05	(15.05) .592	(8.00) .3149	(13.65) .537	(8.00) .3149	(12.00) .4724



UMPS-04-03.5-X-VT-SM-WT SHOWN

IN DESIGN

- Right-angle
- IPC Class 3
- Cable
- Other positions (6-10)
- Hot pluggable

Note: Some sizes, styles and options are non-standard, non-returnable.

Due to technical progress, all designs, specifications and components are subject to change without notice.

WWW.SAMTEC.COM

All parts within this catalog are built to Samtec's specifications. Customer specific requirements must be approved by Samtec and identified in a Samtec customer-specific drawing to apply.