

# Features

# Regulated Converter

- Ultra-wide input range 85-528VAC
- OVC III input rating without additional fuses
- Operating temperature range: -40°C to +80°C
- Overvoltage and overcurrent protected
- Class II installations (without FG)
- EMC compliant without external components
- No load power consumption <0.5W



## RAC05-K/480

5 Watt

2" x 1"

Single Output



## Selection Guide

Part Number	Input Voltage Range [VAC]	Output Voltage [VDC]	Output Current [mA]	Efficiency typ <sup>(1)</sup> [%]	Max. Capacitive Load <sup>(2)</sup> [µF]
RAC05-05SK/480	85-528	5	1000	63	10000
RAC05-12SK/480	85-528	12	420	65	1200

### Notes:

Note1: Efficiency is tested at nominal input and full load at +25°C ambient

Note2: Max Cap Load is tested at nominal input and full resistive load

## Model Numbering



### Ordering Examples:

RAC05-05SK/480	5Vout	Single Output
RAC05-12SK/480	12Vout	Single Output

- IEC/EN62368-1 certified
- IEC/EN61204 certified
- UL61010-1 pending
- IEC/EN61010-1 pending
- IEC/EN61558-2-16 pending
- CB Report (pending)
- EN55032 compliant
- EN55014 compliant
- EN55024 compliant
- EN61000 compliant

**Specifications** (measured @ Ta= 25°C, nom. Vin, full load and after warm-up unless otherwise stated)

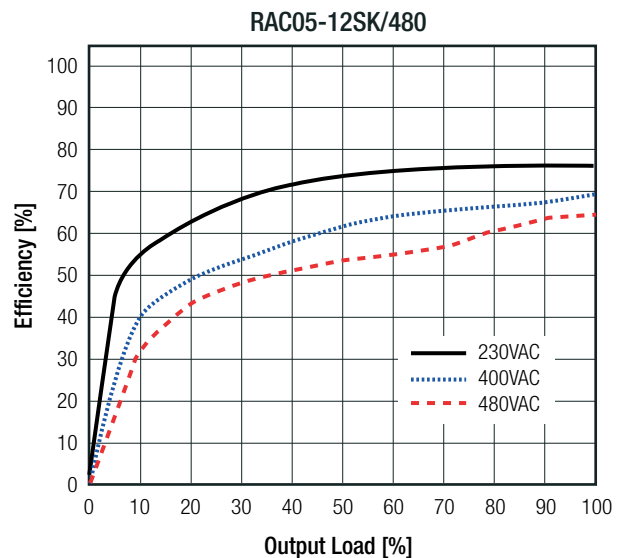
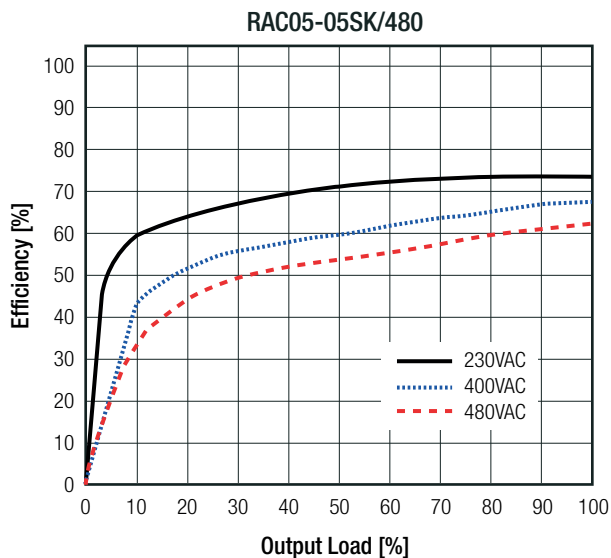
**BASIC CHARACTERISTICS**

Parameter	Condition		Min.	Typ.	Max.
Internal Input Filter			Pi type		
Input Voltage Range <sup>(3,4)</sup>	nom. Vin= 480VAC		85VAC 120VDC	480VAC	528VAC 745VDC
Input Current	400VAC 480VAC				40mA 35mA
Inrush Current	cold start at +25°C	400VAC 480VAC		18A 20A	
No load Power Consumption					500mW
Input Frequency Range	AC Input		47Hz		63Hz
Minimum Load			0%		
Power Factor	400VAC/480VAC		0.45		
Start-up Time				25ms	
Rise Time					20ms
Hold-up Time	400VAC 480VAC			150ms 200ms	
Internal Operating Frequency				130kHz	
Output Ripple and Noise <sup>(5)</sup>	20MHz BW	400VAC 480VAC		50mVp-p	

**Notes:**

- Note3: The products were submitted for safety files at AC-Input operation
- Note4: Refer to line derating graph on page PA-4
- Note5: Measurements are made with a 1.0µF MLCC across output (low ESR)

**Efficiency vs. Load**



**REGULATIONS**

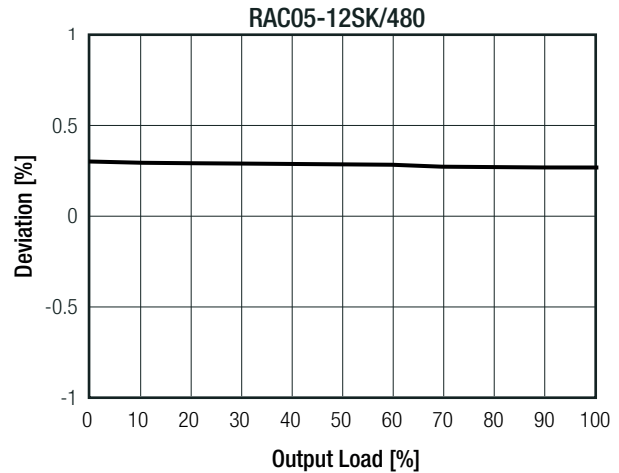
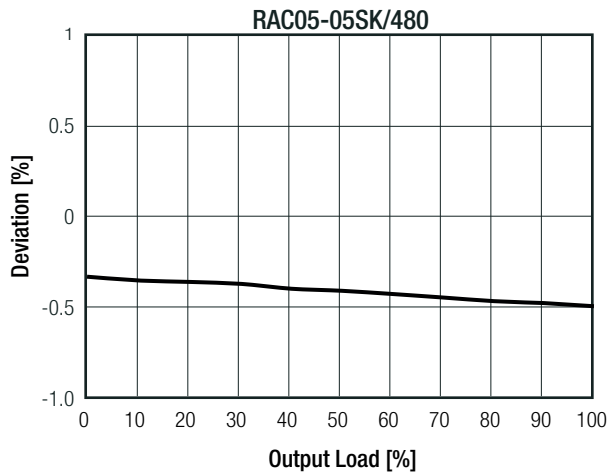
Parameter	Condition	Value
Output Accuracy		±1.0% max.
Line Regulation		±0.5% typ.
Load Regulation	10% to 100% load	1.0% typ.

continued on next page

**Specifications** (measured @ Ta= 25°C, nom. Vin, full load and after warm-up unless otherwise stated)

Parameter	Condition	Value
Transient Response	25% load step change recovery time	4.0% max. 500µs typ.

**Deviation at 400/480VAC**



**PROTECTIONS**

Parameter	Type		Value
Input Fuse <sup>(6)</sup>	internal		fusible resistor 5Ω
Short Circuit Protection (SCP)	below 100mΩ		hiccup, automatic restart
Over Voltage Protection (OVP)			150% - 195%, hiccup mode
Over Voltage Category			OVCIII
Over Current Protection (OCP)			150% - 195%, hiccup mode
Class of Equipment			Class II
Isolation Voltage <sup>(7)</sup>	I/P to O/P I/P to case and O/P to case	tested for 1 minute	4kVAC
Isolation Resistance			1GΩ min.
Isolation Capacitance			100pF max.
Insulation Grade			reinforced
Leakage Current			25µA max.

**Notes:**

- Note6: Refer to local safety regulations if input over-current protection is also required. Recommended fuse type: slow blow  
 Note7: For repeat Hi-Pot testing, reduce the time and/or the test voltage

**ENVIRONMENTAL**

Parameter	Condition		Value
Operating Temperature Range	@ natural convection 0.1m/s	full load	-40°C to +60°C
		refer to derating graph	-40°C to +80°C
Maximum Case Temperature			+100°C
Temperature Coefficient			0.05%/K
Thermal Impedance	0.1m/s, horizontal (vertical)		16K/W
Operating Altitude			3000m
Operating Humidity	non-condensing		5% - 95% RH max.

continued on next page

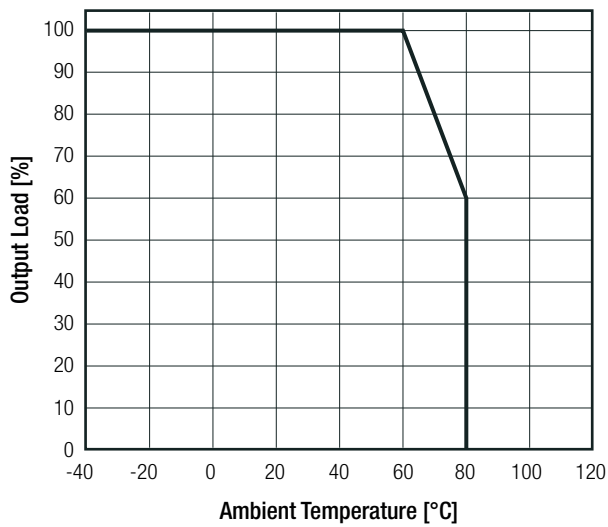
**Specifications** (measured @ Ta= 25°C, nom. Vin, full load and after warm-up unless otherwise stated)

**ENVIRONMENTAL**

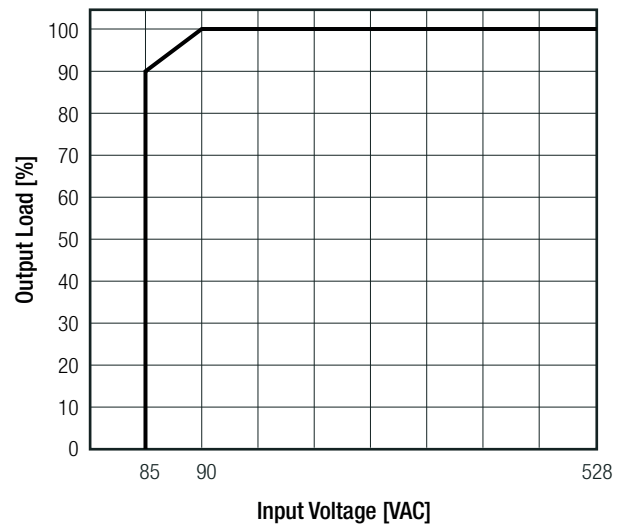
Parameter	Condition		Value
Pollution Degree			PD2
Vibration	according to MIL-STD-202G		10-500Hz, 2G 10min./1cycle, period 60min. each along x,y,z axes
Design Lifetime	+25°C +60°C		105 x 10 <sup>3</sup> hours 40 x 10 <sup>3</sup> hours
MTBF	according to MIL-HDBK-217F, G.B.	+25°C +60°C	>450 x 10 <sup>3</sup> hours >37.5 x 10 <sup>3</sup> hours

**Derating Graph**

(@ Chamber and natural convection 0.1m/s)



**Line Derating**



**SAFETY AND CERTIFICATIONS**

Certificate Type (Safety)	Report / File Number	Standard
Audio/video, information and communication technology equipment. Safety requirements	A1801438	IEC62368-1:2014 2nd Edition EN62368-1:2014 + A11:2017
Safety requirements for electrical equipment for measurement, control and laboratory use - Part 1: General requirements	pending	UL61010-1
Safety requirements for electrical equipment for measurement, control and laboratory use - Part 1: General requirements	pending	EN61010-1
Safety requirements for electrical equipment for measurement, control and laboratory use - Part 1: General requirements (CB Scheme)	pending	IEC61010-1
Safety of transformers, reactors, power supply units and similar products for supply voltages up to 1100 V - Part 2-16: Particular requirements and tests for switch mode power supply units and transformers for switch mode power supply units	pending	IEC61558-2-16
Safety of transformers, reactors, power supply units and similar products for supply voltages up to 1100 V - Part 2-16: Particular requirements and tests for switch mode power supply units and transformers for switch mode power supply units (CB Scheme)	pending	EN61558-2-16
EAC	RU-AT.03.67361	TP TC 004/020, 2011
RoHS2		RoHS-2011/65/EU

continued on next page

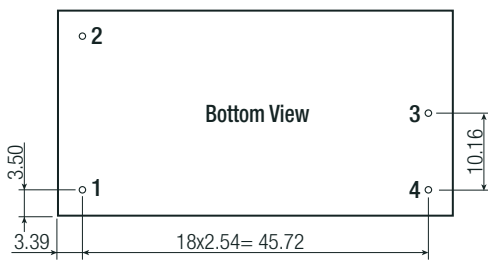
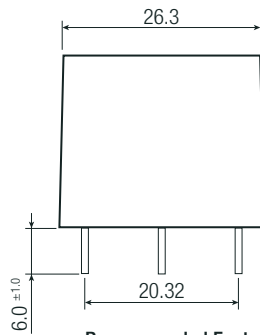
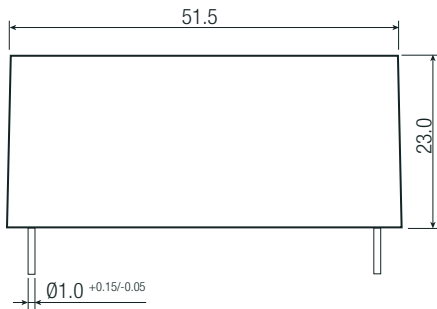
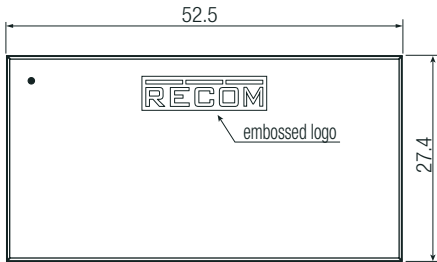
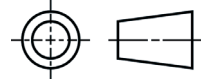
**Specifications** (measured @ Ta= 25°C, nom. Vin, full load and after warm-up unless otherwise stated)

EMC Compliance	Condition	Standard / Criterion
Low-voltage power supplies DC output - Part 3: Electromagnetic compatibility		IEC/EN61204-3:2018, Class B
Electromagnetic compatibility of multimedia equipment – Emission Requirements	LCS180508025BE	EN55032:2015, Class B
Electromagnetic compatibility of household appliances, electric tools and similar apparatus - Emission Requirements		EN55014-1:2006+A2:2011
Information technology equipment - Immunity characteristics - Limits and methods of measurement		EN55024:2010+A1:2015
Electromagnetic compatibility of household appliances, electric tools and similar apparatus - Immunity Requirements		EN55014-2:2015
ESD Electrostatic discharge immunity test	±8kV Air; ±4kV Contact	EN61000-4-2: 2009, Criteria B
Radiated, radio-frequency, electromagnetic field immunity test	10V/m, 80MHz-1GHz 3V/m, 1.5GHz-2GHz 1V/m, 2GHz-2.7GHz	EN61000-4-3: 2006 + A2, 2010, Criteria A
Fast Transient and Burst Immunity	AC In Port: ±2.0kV DC Out Port: ±2.0kV	EN61000-4-4:2012, Criteria B
Surge Immunity	AC IN Port: L-N ±1.0kV DC Out Port: ±0.5kV	EN61000-4-5:2014+A1:2017, Criteria B
Immunity to conducted disturbances, induced by radio-frequency fields	10Vrms	EN61000-4-6:2014, Criteria A
Power Magnetic Field Immunity	50Hz, 30A/m	EN61000-4-8:2010, Criteria A
Voltage Dips and Interruptions	Voltage Dips 100%	EN61000-4-11:2004+A1:2017, Criteria B
	Voltage Dips 60%	EN61000-4-11:2004+A1:2017, Criteria C
	Voltage Dips 30%	EN61000-4-11:2004+A1:2017, Criteria C
	Voltage Dips 20%	EN61000-4-11:2004+A1:2017, Criteria C
	Voltage Interruptions > 95%	EN61000-4-11:2004+A1:2017, Criteria C
Limits of Voltage Fluctuations & Flicker		EN61000-3-3:2013
<p><b>Notes:</b>            Note8: If output is connected to GND, please contact RECOM tech support for advice</p>		


DIMENSION AND PHYSICAL CHARACTERISTICS		
Parameter	Type	Value
Material	case	black plastic, (UL94V-0)
	potting	silicone, (UL94V-0)
	PCB	FR4, (UL94V-0)
	baseplate	plastic, (UL94V-0)
Dimension (LxWxH)		52.5 x 27.4 x 23.0mm
Weight		58g typ.
continued on next page		

Specifications (measured @ Ta= 25°C, nom. Vin, full load and after warm-up unless otherwise stated)

Dimension Drawing (mm)



Recommended Footprint Details



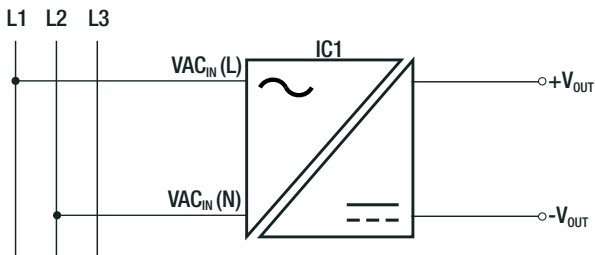
Pin Connections

Pin #	Single
1	VAC in (N) (L2)
2	VAC in (L) (L1)
3	-Vout
4	+Vout

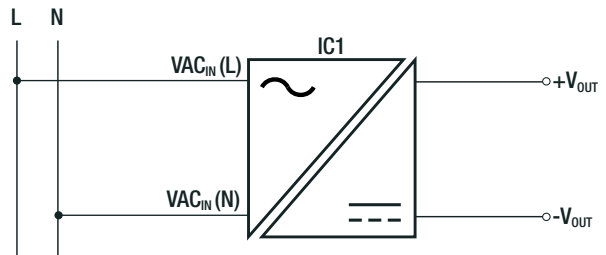
Tolerance: xx.x= ±0.5mm  
xx.xx= ±0.25mm

INSTALLATION AND APPLICATION

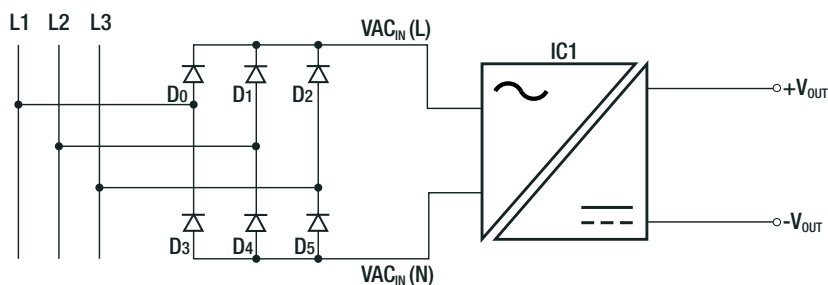
Phase to Phase Application



Standard L to N Application



Phase Redundancy B6U Application



**Specifications** (measured @ Ta= 25°C, nom. Vin, full load and after warm-up unless otherwise stated)

**PACKAGING INFORMATION**

Parameter	Type	Value
Packaging Dimension (LxWxH)	tube	490.0 x 56.0 x 40.0mm
Packaging Quantity		15pcs
Storage Temperature Range		-40°C to +85°C
Storage Humidity	non-condensing	20% to 90% RH max.

The product information and specifications may be subject to changes even without prior written notice. The product has been designed for various applications; its suitability lies in the responsibility of each customer. The products are not authorized for use in safety-critical applications without RECOM's explicit written consent. A safety-critical application is an application where a failure may reasonably be expected to endanger or cause loss of life, inflict bodily harm or damage property. The applicant shall indemnify and hold harmless RECOM, its affiliated companies and its representatives against any damage claims in connection with the unauthorized use of RECOM products in such safety-critical applications.