

# Features

## TRIAC Dimmable LED Driver

- Triac –dimmable with leading or trailing edge dimmers
- Class II with SELV output (no earth required)
- Extra-large screw terminals and integrated cable clamps for easy installation
- Power factor corrected >0.95
- Dimming range 1..100%
- Compatible with a wide range of dimmers

## RACT18

**18 Watt TRIAC Dimmable Single Output**



IEC/EN1347 certified  
IEC/EN61347-2-13 certified  
EN61547 certified  
EN62493 certified  
EN55015 compliant  
CB report

### Description

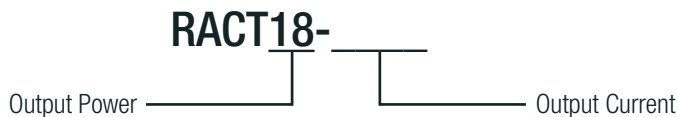
The RACT18-xxx series are low cost, triac-dimmable, constant current 18W LED drivers available with either 350mA, 500mA, 700mA, 1.05A or 1.4A full-range outputs. The drivers are Class II (double insulated) meaning no earth connection is required. The phase angle dimming works with leading or trailing edge dimmers. The RACT18 is suitable for indoor locations up to 50°C ambient temperature and is certified for building into furniture for applications such as dimmable shelf lighting, cove lighting or accent lighting. It is CE (LVD + EMC + RoHS) + EAC marked and has the international IEC61347-1 CB report certification.

### Selection Guide

Part Number	Input Voltage Range [VAC]	Output Voltage Range [VDC]	Output Current [mA]	Efficiency min. @rated load [%]	Output Power [W]
RACT18-350	198-264	26-52	350	85	18
RACT18-500	198-264	18-36	500	84	18
RACT18-700	198-264	13-26	700	85	18
RACT18-1050	198-264	9-18	1050	82	18
RACT18-1400	198-264	6.5-13	1400	82	18

All LED Drivers may not be used without a load. They must be switched on the primary side only. Noncompliance may damage the LED or reduce its lifetime.

### Model Numbering



### Specifications (measured @ Ta= 25°C, 240VAC, rated load unless otherwise specified)

BASIC CHARACTERISTICS				
Parameter	Condition	Min.	Typ.	Max.
Input Voltage Range		198VAC	230VAC	264VAC
Input Current	RACT18-350,1050,1400 RACT18-500,700			110mA 120mA
Inrush Current	full load			5A
No Load Power Consumption				1W
Input Frequency Range		50Hz		60Hz
Power Factor	full load	0.95		
THD	full load			20%
Start-up Time				500ms

continued on next page

**Specifications** (measured @  $t_a = 25^\circ\text{C}$ , 240VAC, rated load unless otherwise specified)

Parameter	Condition	Min.	Typ.	Max.
Internal Operating Frequency	RACT18-350,700,1050 RACT18-500 RACT18-1400		60kHz 64kHz 65kHz	
Output Ripple Current <sup>(1)</sup>	RACT18-350 RACT18-500 RACT18-700 RACT18-1050 RACT18-1400			150mA 200mA 260mA 700mA 560mA

**Notes:**

Note1: Measured at 20MHz BW by using a 12" twisted pair-wie terminated with a 0.1 $\mu\text{F}$  and 47 $\mu\text{F}$  capacitor parallel across output

### REGULATIONS

Parameter	Condition	Value
Output Accuracy		$\pm 5\%$ typ.
Load Regulation		5% max.
Line Regulation		5% max.

### PROTECTION

Parameter	Condition	Value
Input Fuse		fusible resistor
Short Circuit Protection (SCP)		Latch OFF, auto recovery after fault condition is removed
Over Voltage Protection (OVP)	RACT18-350 RACT18-500 RACT18-700 RACT18-1050 RACT18-1400	60VDC max. 43VDC max. 33VDC max. 24VDC max. 22VDC max. Latch OFF, auto recovery after fault condition is removed
Over Load Protection (OLP)		Latch OFF, auto recovery after fault condition is removed
Over Temperature Protection (OTP)	110 $^\circ\text{C}$	Latch OFF, auto recovery after fault condition is removed
Isolation Voltage	I/P to O/P tested for 1 minute	3.75kVAC
Leakage Current		5mA max.

**Maximum loading of automatic circuit breakers\***

\* @ 230VAC, 10hm, 90 $^\circ$  phase angle and max. load

Circuit Breaker	Circuit Breaker Current			
	10A	16A	20A	25A
Typ				
B	24	38	46	58
C	38	62	74	92

### ENVIRONMENTAL

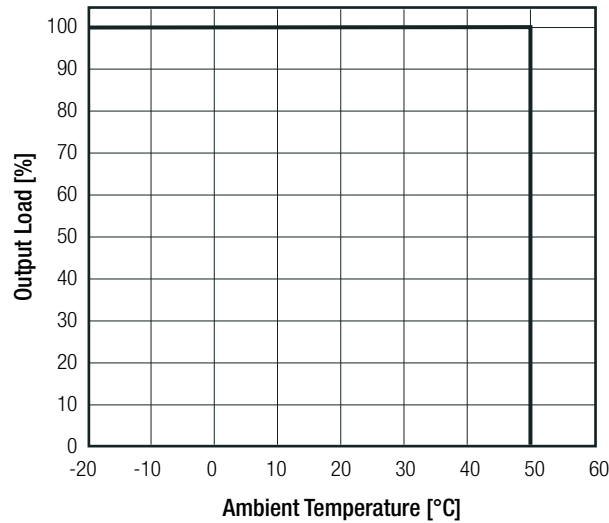
Parameter	Condition	Value
Operating Temperature Range	without derating @ natural convection 0.1m/s (see graph)	-20 $^\circ\text{C}$ to +50 $^\circ\text{C}$
Max. Case Temperature	at $t_c$ point	+80 $^\circ\text{C}$ max.
Operating Humidity	non-condensing	5-85% RH
IP Rating		IP20
Pollution Degree		PD2
Design Lifetime	+25 $^\circ\text{C}$ ambient	>30 x 10 <sup>3</sup> hours

continued on next page

**Specifications** (measured @ Ta= 25°C, 240VAC, rated load unless otherwise specified)

**Derating Graph**

(@ Chamber and natural convection 0.1 m/s)



**SAFETY AND CERTIFICATIONS**

Certificate Type (Safety)	Report Number	Standard
Lamp controlgear Part 1: General and safety requirements (CB Scheme)	325797	IEC61347-1:2007 2nd Edition + A2:2012
Lamp controlgear Part 2-13: Particular requirements for d.c. or a.c. supplied electronic controlgear for LED modules (CB Scheme)	325797	IEC61347-2-13:2014 2nd Edition
Lamp controlgear Part 1: General and safety requirements (LVD)		EN61347-1:2015
Lamp controlgear Part 2-13: Particular requirements for d.c. or a.c. supplied electronic controlgear for LED modules (LVD)		EN61347-2-13:2014 + A1:2017
Lamp controlgear Part 1: General and safety requirements	325797	EN61347-1:2008 + A2:2013
Lamp controlgear Part 2-13: Particular requirements for d.c. or a.c. supplied electronic controlgear for LED modules	325797	EN61347-2-13:2014
EAC	RU-AT.49.09571	TP TC 004/2011
RoHS 2+		RoHS 2011/65/EU + AM2015/863

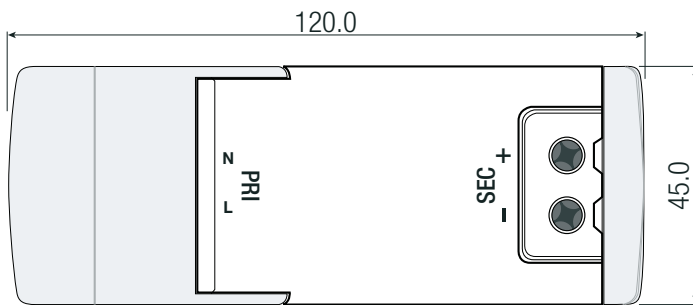
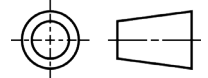
EMC Compliance	Condition	Standard / Criterion
Limits and methods of measurement of radio disturbance characteristics of electrical lighting and similar equipment	305985	EN55015:2013 + A1:2015
Equipment for general lighting purposes – EMC immunity requirements		EN61547:2009
Assessment of lighting equipment related to human exposure to electromagnetic fields		EN62493:2015
ESD Electrostatic discharge immunity test	Air ±8kV, Contact ±4kV	EN61000-4-2:2009, Criteria A
Radiated, radio-frequency, electromagnetic field immunity test	3V/m	EN61000-4-3:2006 + A2:2010, Criteria A
Fast Transient and Burst Immunity	AC Power Port: ±1kV DC Power Port: ±0.5kV	EN61000-4-4:2012, Criteria A
Surge Immunity	AC Power Port: ±0.5kV	EN61000-4-5:2014, Criteria A
Immunity to conducted disturbances, induced by radio-frequency fields	3V/m	EN61000-4-6:2014, Criteria A
Voltage Dips and Interruptions	Voltage Dips >95%	EN61000-4-11:2004, Criteria B
Voltage Dips and Interruptions	Voltage Dips 30%	EN61000-4-11:2004, Criteria B
Limits of Harmonic Current Emissions		EN61000-3-2:2014, Class C
Limits of Voltage Fluctuations & Flicker		EN61000-3-3:2013, Clause 5

**Specifications** (measured @ Ta= 25°C, 240VAC, rated load unless otherwise specified)

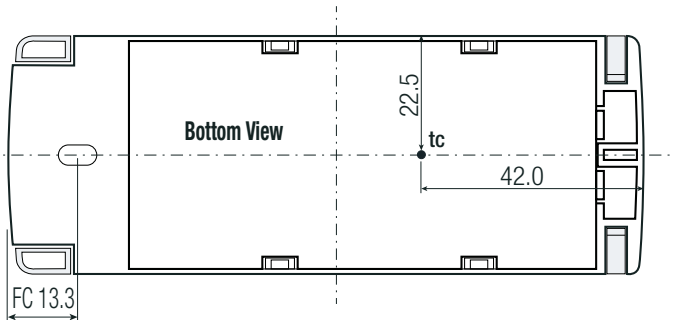
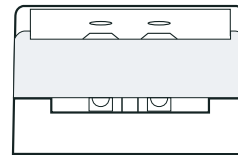
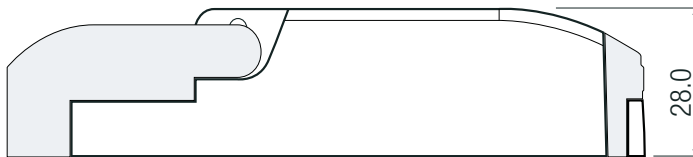
**DIMENSION and PHYSICAL CHARACTERISTICS**

Parameter	Type	Value
Material	case	plastic (UL94V-2)
	PCB	FR4 (UL94V-0)
Package Dimension (LxWxH)		120.0 x 45.0 x 28.0mm
Package Weight		100g typ.

**Dimensions Drawing (mm)**

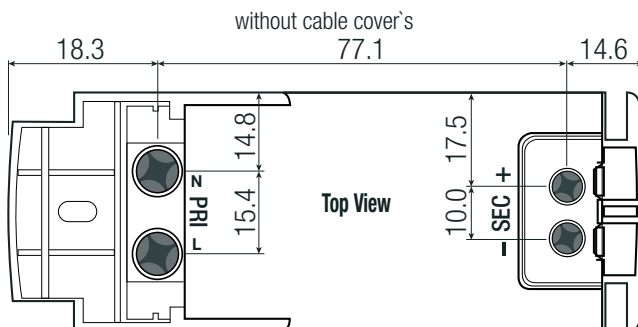


wire stripping length: 6-7mm  
recommended tightening torque: 0.25Nm  
tc= case temperature measuring point  
FC= fixing centers  
Tolerance: xx.x= ±1.0mm  
          xx.xx= ±0.5mm



**Connection via Screw Terminal**

Function	Solid Wire	Stranded Wire <sup>(2)</sup>	AWG
VAC in (N)	0.75-2.5mm <sup>2</sup>	0.75-2.5mm <sup>2</sup>	20-14
VAC in (L)	0.75-2.5mm <sup>2</sup>	0.75-2.5mm <sup>2</sup>	20-14
LED+	0.5-2.5mm <sup>2</sup>	0.5-2.5mm <sup>2</sup>	21-14
LED-	0.5-2.5mm <sup>2</sup>	0.5-2.5mm <sup>2</sup>	21-14



**Notes:**

Note2: The use of sleeve or ferrule terminations is recommended

**Specifications** (measured @ Ta= 25°C, 240VAC, rated load unless otherwise specified)

**INSTALLATION and APPLICATION**

Dimming Type	Value
AC phase-cut	work with leading/trailing edge dimmers



**PACKAGING INFORMATION**

Parameter	Type	Value
Packaging Dimension (LxWxH)	cardboard box	330.0 x 137.0 x 55.0mm
Packaging Quantity		10pcs
Storage Temperature Range		-20°C to +70°C
Storage Humidity	non-condensing	5-85% RH

The product information and specifications may be subject to changes even without prior written notice. The product has been designed for various applications; its suitability lies in the responsibility of each customer. The products are not authorized for use in safety-critical applications without RECOM's explicit written consent. A safety-critical application is an application where a failure may reasonably be expected to endanger or cause loss of life, inflict bodily harm or damage property. The applicant shall indemnify and hold harmless RECOM, its affiliated companies and its representatives against any damage claims in connection with the unauthorized use of RECOM products in such safety-critical applications.