

# Cree® XLamp® CMA1840 LED



## PRODUCT DESCRIPTION

Cree's XLamp® High-Current LED Array family is optimized for best-in-class lumen output, efficacy and reliability at high drive currents. XLamp CMA LEDs share the same package design and LES sizes as Cree's industry-leading CXA2 Standard Density LEDs, enabling lighting manufacturers to address a range of performance requirements for applications such as track, downlight and outdoor lighting using a single easy-to-use platform.

High-Current LED Arrays are now available in two different versions: Standard and eTone LEDs.

The eTone version delivers beautiful 90 CRI light quality at the same efficacy as today's standard 80 CRI LEDs. Featuring the same mechanical and optical characteristics as the Standard version, the eTone LEDs allow easy upgrades from 80 CRI to 90 CRI without sacrificing performance.

## FEATURES

- 14-mm optical source
- Optical design consistent with CXA1830 and CXB1830 LEDs
- Cree EasyWhite® 2-, 3- and 5-step binning
- Premium Color 2- and 3-step binning
- Standard & Premium Color LEDs available in 70, 80, 90 and 95 CRI minimum options
- eTone™ LEDs available in 90 CRI minimum option
- Forward voltage option: 36-V class
- 85 °C binning and characterization
- Maximum drive current: 2300 mA
- 115° viewing angle, uniform chromaticity profile
- Top-side solder connections
- RoHS and REACH compliant
- UL® recognized component (E349212)

## TABLE OF CONTENTS

Characteristics .....	2
Operating Limits.....	3
Flux Characteristics, Order Codes & Bins - Standard LEDs.....	4
Flux Characteristics, Order Codes & Bins - Standard LEDs, Premium Color.....	5
Flux Characteristics, Order Codes and Bins - eTone™ LEDs.....	6
Relative Spectral Power Distribution - Standard LEDs.....	7
Relative Spectral Power Distribution - Standard LEDs, Premium Color.....	8
Relative Spectral Power Distribution - eTone™ LEDs.....	10
Electrical Characteristics.....	10
Relative Luminous Flux.....	11
Typical Spatial Distribution.....	11
Performance Groups - Chromaticity.....	12
Premium Color Performance Groups - Chromaticity.....	13
Cree EasyWhite® Bins Plotted on the 1931 CIE Color Space.....	14
Cree Premium Color Bins Plotted on the 1931 CIE Color Space.....	15
Bin and Order Code Formats.....	17
Mechanical Dimensions.....	18
Thermal Design.....	19
Notes .....	20
Packaging.....	21



**CHARACTERISTICS**

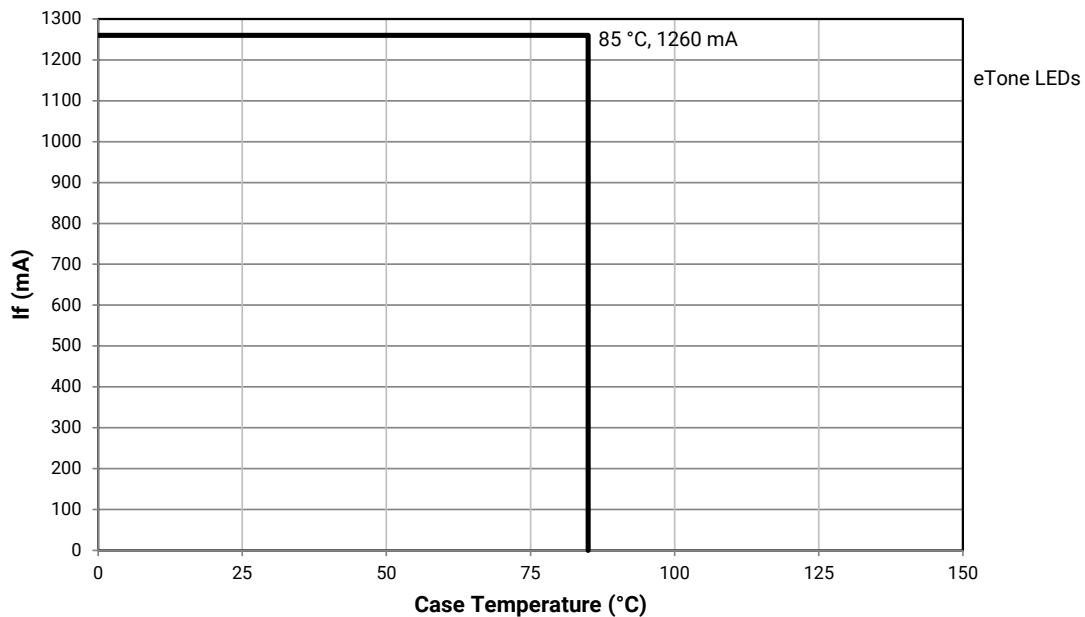
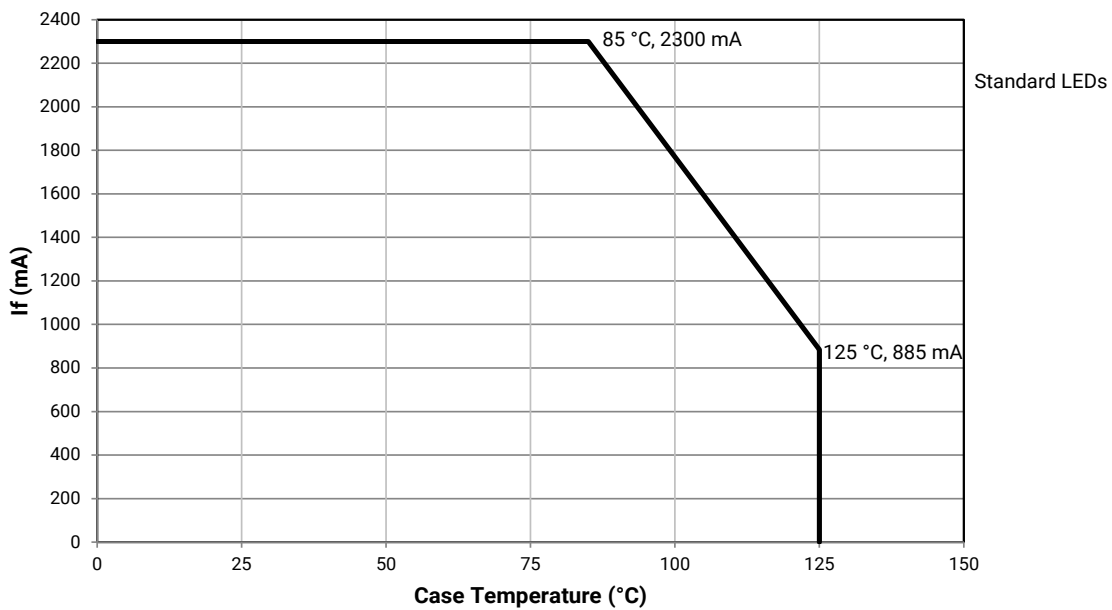
Characteristics	Unit	Minimum	Typical	Maximum
Viewing angle (FWHM)	degrees		115	
ESD withstand voltage (JEDEC JS-001-2012)	V		Class 3A	
DC forward current - Standard	mA			2300*
DC forward current - eTone	mA			1260*
Reverse current	mA			0.1
Forward voltage (@ 1100 mA, 85 °C)	V		34.7	38.2

\* Refer to the Operating Limits section.

**OPERATING LIMITS**

The maximum current rating of the CMA1840 depends on the case temperature ( $T_c$ ) when the LED has reached thermal equilibrium under steady-state operation. The graph shown below assumes that the system design employs good thermal management (thermal interface material and heat sink) and may vary when poor thermal management is employed. Either solder pad shown in the Mechanical Dimensions section on page 3 can be used as the  $T_c$  measurement point.

Another important factor in good thermal management is the temperature of the Light Emitting Surface (LES). Cree recommends a maximum LES temperature of 140 °C to ensure optimal LED lifetime. Please refer to the Thermal Design section on page 3 for more information on LES temperature measurement.



**FLUX CHARACTERISTICS, ORDER CODES & BINS - STANDARD LEDS ( $I_F = 1100 \text{ mA}$ ,  $T_J = 85 \text{ °C}$ )**

The following table provides order codes for XLamp CMA1840 LEDs. For a complete description of the order code nomenclature, please see the Bin and Order Code Formats section (page 17).

Nominal CCT	CRI		Minimum Luminous Flux (lm)	Typical Luminous Flux (lm)	2-Step		3-Step		5-Step	
	Min.	Typ			Group	Order Code	Group	Order Code	Group	Order Code
6500 K	70	73	5686	6114					65E	CMA1840-0000-000N0B0A65E
	80	82	5312	5712					65E	CMA1840-0000-000N0H0A65E
5700 K	70	73	5802	6238					57E	CMA1840-0000-000N0B0A57E
	80	82	5420	5828					57E	CMA1840-0000-000N0H0A57E
	90	92	4610	4957			57G	CMA1840-0000-000N0U0A57G		
5000 K	70	73	5634	6058					50E	CMA1840-0000-000N0B0A50E
	80	82	5263	5659			50G	CMA1840-0000-000N0H0A50G		
	90	92	4610	4957			50G	CMA1840-0000-000N0U0A50G		
4000 K	70	73	5591	6012					40E	CMA1840-0000-000N0B0A40E
	80	82	5203	5595	40H	CMA1840-0000-000N0H0A40H	40G	CMA1840-0000-000N0H0A40G		
	90	92	4480	4817	40H	CMA1840-0000-000N0U0A40H	40G	CMA1840-0000-000N0U0A40G		
3500 K	80	82	5076	5458	35H	CMA1840-0000-000N0H0A35H	35G	CMA1840-0000-000N0H0A35G		
	90	92	4357	4685	35H	CMA1840-0000-000N0U0A35H	35G	CMA1840-0000-000N0U0A35G		
3000 K	70	73	5203	5595					30E	CMA1840-0000-000N0B0A30E
	80	82	4929	5300	30H	CMA1840-0000-000N0H0A30H	30G	CMA1840-0000-000N0H0A30G		
	90	92	4167	4481	30H	CMA1840-0000-000N0U0A30H	30G	CMA1840-0000-000N0U0A30G		
2700 K	80	82	4730	5086	27H	CMA1840-0000-000N0H0A27H	27G	CMA1840-0000-000N0H0A27G		
	90	92	3979	4278	27H	CMA1840-0000-000N0U0A27H	27G	CMA1840-0000-000N0U0A27G		
2200 K	80	82	4167	4481			22G	CMA1840-0000-000N0H0A22G		

**Notes**

- Cree maintains a tolerance of  $\pm 7\%$  on flux and power measurements,  $\pm 0.005$  on chromaticity (CCx, CCy) measurements and a tolerance of  $\pm 2$  on CRI measurements. See the Measurements section (page 20).
- For 80 CRI minimum LEDs, CRI R9 minimum is 0 with a  $\pm 2$  tolerance. For 90 CRI minimum LEDs, CRI R9 typical is 60.

**FLUX CHARACTERISTICS, ORDER CODES & BINS - STANDARD LEDS, PREMIUM COLOR ( $I_F = 1100 \text{ mA}$ ,  $T_J = 85 \text{ °C}$ )**
**Fidelity**

Nominal CCT	CRI		Minimum Luminous Flux (lm)	Typical Luminous Flux (lm)	2-Step	
	Min.	Typ			Group	Order Code
4000 K	95	98	4013	4315	L5A	CMA1840-0000-000N0Z0AL5A
3500 K	95	98	3905	4199	35H	CMA1840-0000-000N0Z0A35H
3000 K	95	98	3652	3926	30H	CMA1840-0000-000N0Z0A30H
2700 K	95	98	3457	3717	27H	CMA1840-0000-000N0Z0A27H

**Specialty**

Nominal CCT	CRI		Minimum Luminous Flux (lm)	Typical Luminous Flux (lm)	2-Step		3-Step			
	Min.	Typ			Group	Order Code	Group	Order Code	Group	Order Code
3100 K	90	92	4167	4481			31Q	CMA1840-0000-000N0U0A31Q		
3000 K	80	82	4929	5300	L7B	CMA1840-0000-000N0H0AL7B				
	90	92	4167	4481			30Q	CMA1840-0000-000N0U0A30Q	30U	CMA1840-0000-000N0U0A30U
	95	98	3652	3926	L7C	CMA1840-0000-000N0Z0AL7C				

**Notes**

- Cree maintains a tolerance of  $\pm 7\%$  on flux and power measurements,  $\pm 0.005$  on chromaticity (CCx, CCy) measurements and a tolerance of  $\pm 2$  on CRI measurements. See the Measurements section (page 20).
- For 80 CRI minimum LEDs, CRI R9 minimum is 0 with a  $\pm 2$  tolerance. For 90 CRI minimum LEDs, CRI R9 typical is 60.

**FLUX CHARACTERISTICS, ORDER CODES AND BINS - ETONE™ LEDS ( $I_F = 1100 \text{ mA}$ ,  $T_J = 85 \text{ °C}$ )**

Nominal CCT	CRI		Minimum Luminous Flux (lm)	Typical Luminous Flux (lm)	2-Step		3-Step	
	Min.	Typ			Group	Order Code	Group	Order Code
4000 K	90	92	4787	5147	40H	CMA1840-0000-00PN0U0A40H	40G	CMA1840-0000-00PN0U0A40G
3500 K	90	92	4721	5076	35H	CMA1840-0000-00PN0U0A35H	35G	CMA1840-0000-00PN0U0A35G
3000 K	90	92	4683	5035	30H	CMA1840-0000-00PN0U0A30H	30G	CMA1840-0000-00PN0U0A30G
2700 K	90	92	4493	4831	27H	CMA1840-0000-00PN0U0A27H	27G	CMA1840-0000-00PN0U0A27G

**Specialty**

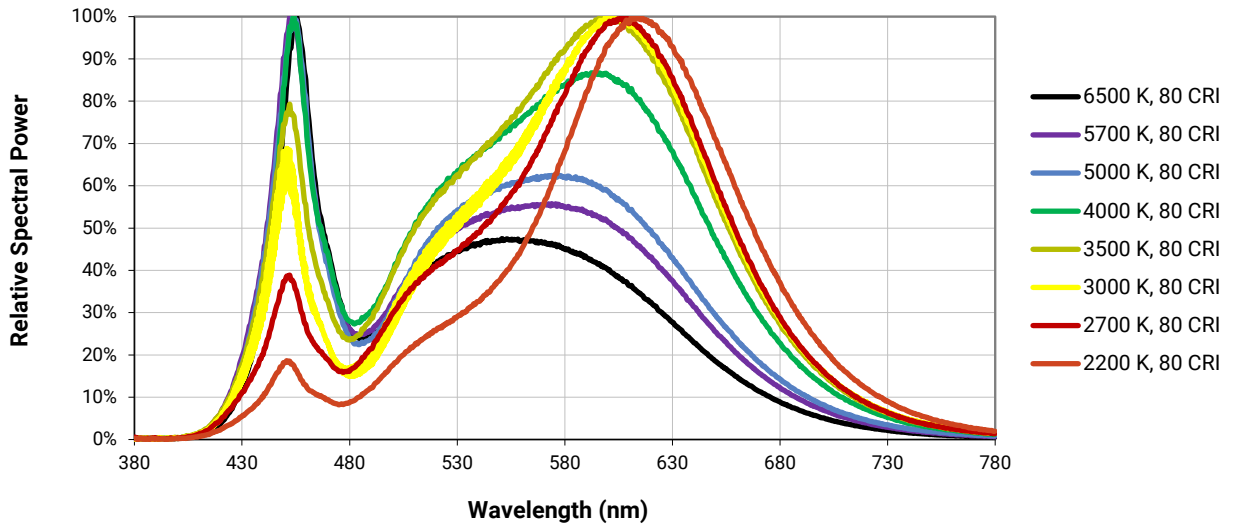
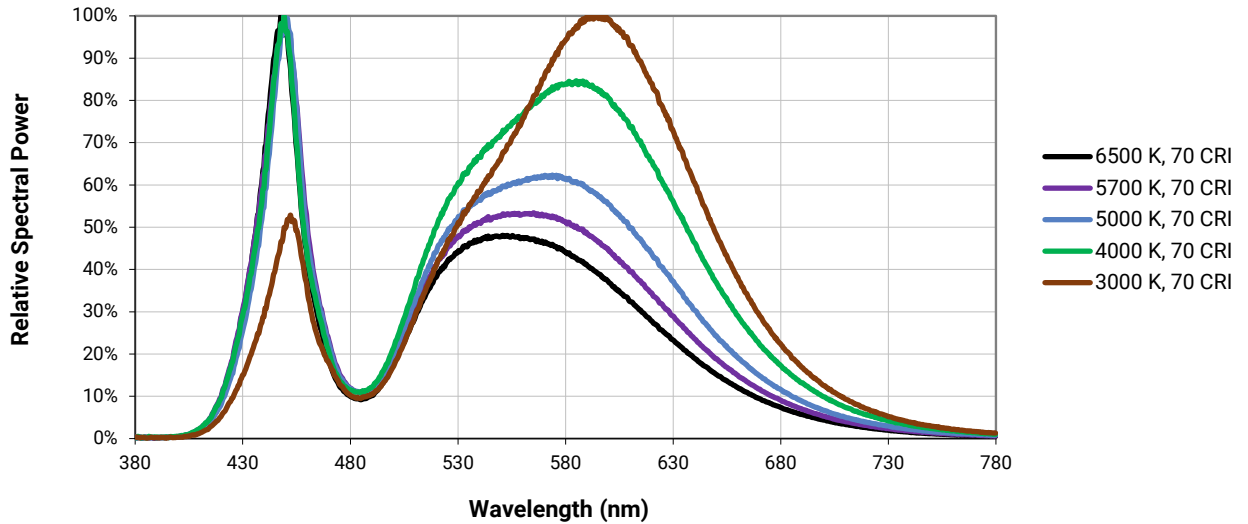
Nominal CCT	CRI		Minimum Luminous Flux (lm)	Typical Luminous Flux (lm)	3-Step			
	Min.	Typ			Group	Order Code	Group	Order Code
3100 K	90	92	4633	4982	31Q	CMA1840-0000-00PN0U0A31Q		
3000 K	90	92	4683	5035	30Q	CMA1840-0000-00PN0U0A30Q	30U	CMA1840-0000-00PN0U0A30U

**Notes**

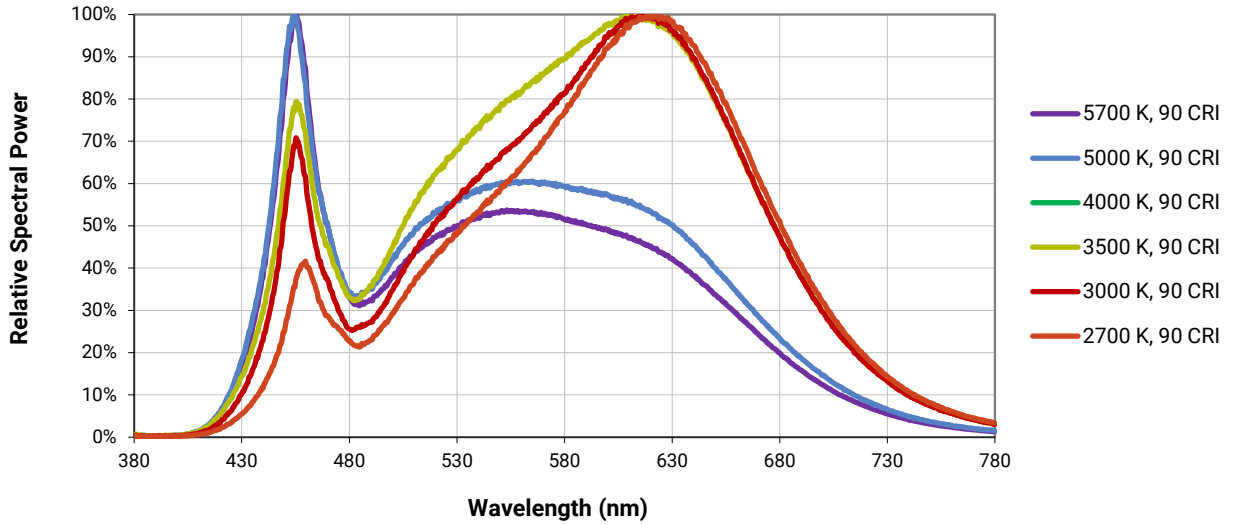
- Cree maintains a tolerance of  $\pm 7\%$  on flux and power measurements,  $\pm 0.005$  on chromaticity (CCx, CCy) measurements and a tolerance of  $\pm 2$  on CRI measurements. See the Measurements section (page 20).
- For 80 CRI minimum LEDs, CRI R9 minimum is 0 with a  $\pm 2$  tolerance. For 90 CRI minimum LEDs, CRI R9 typical is 60.

RELATIVE SPECTRAL POWER DISTRIBUTION - STANDARD LEDS

The following graphs are the result of a series of pulsed measurements at 1100 mA and  $T_j = 85^\circ\text{C}$ .



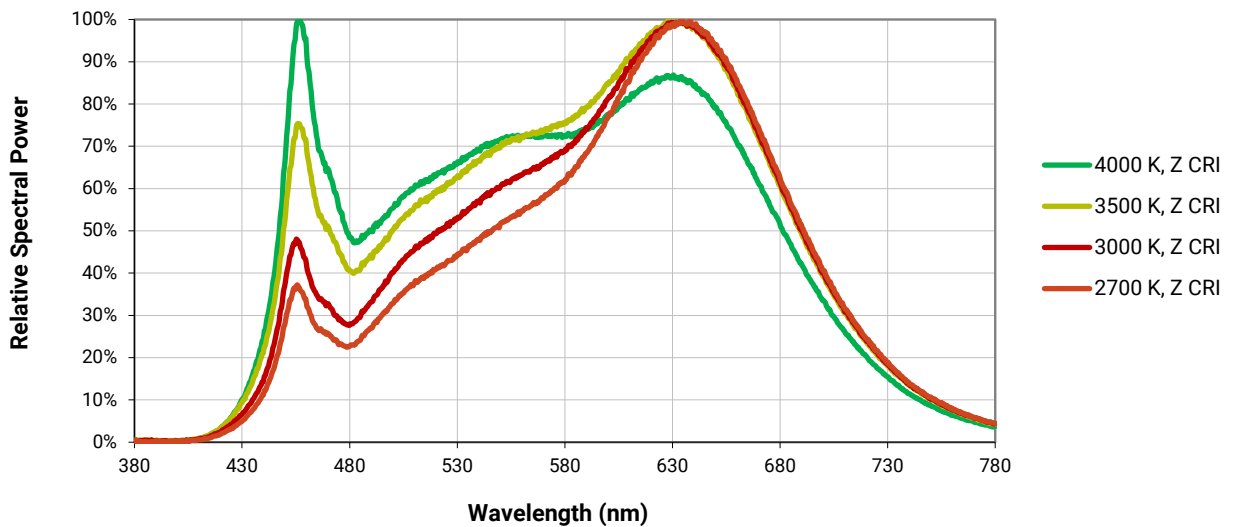
**RELATIVE SPECTRAL POWER DISTRIBUTION - STANDARD LEDS (CONTINUED)**



**RELATIVE SPECTRAL POWER DISTRIBUTION - STANDARD LEDS, PREMIUM COLOR**

The following graphs are the result of a series of pulsed measurements at 1100 mA and  $T_J = 85^\circ\text{C}$ .

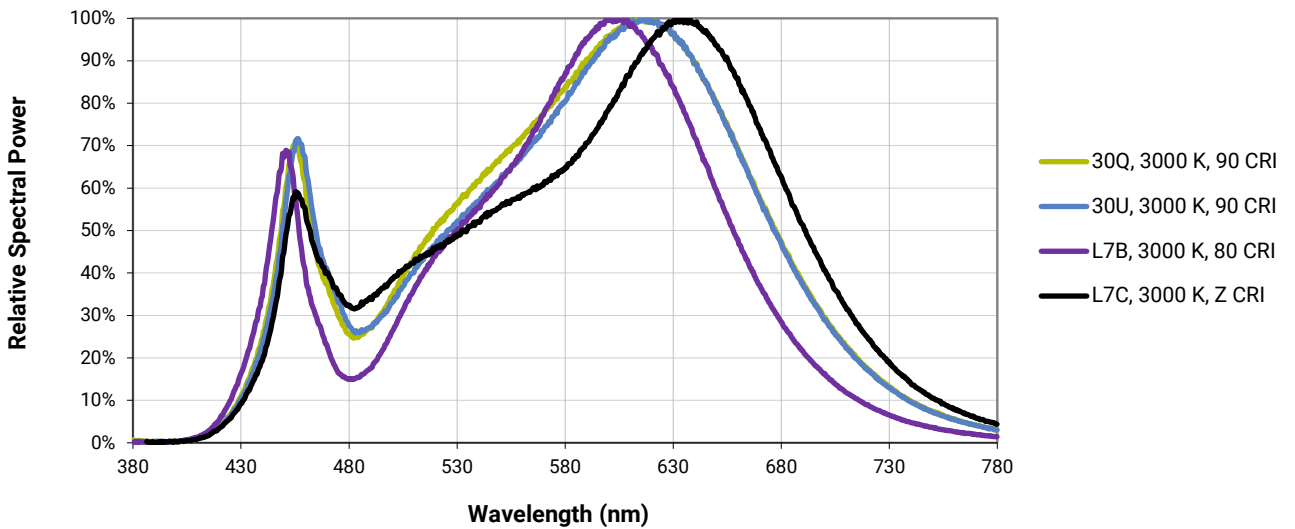
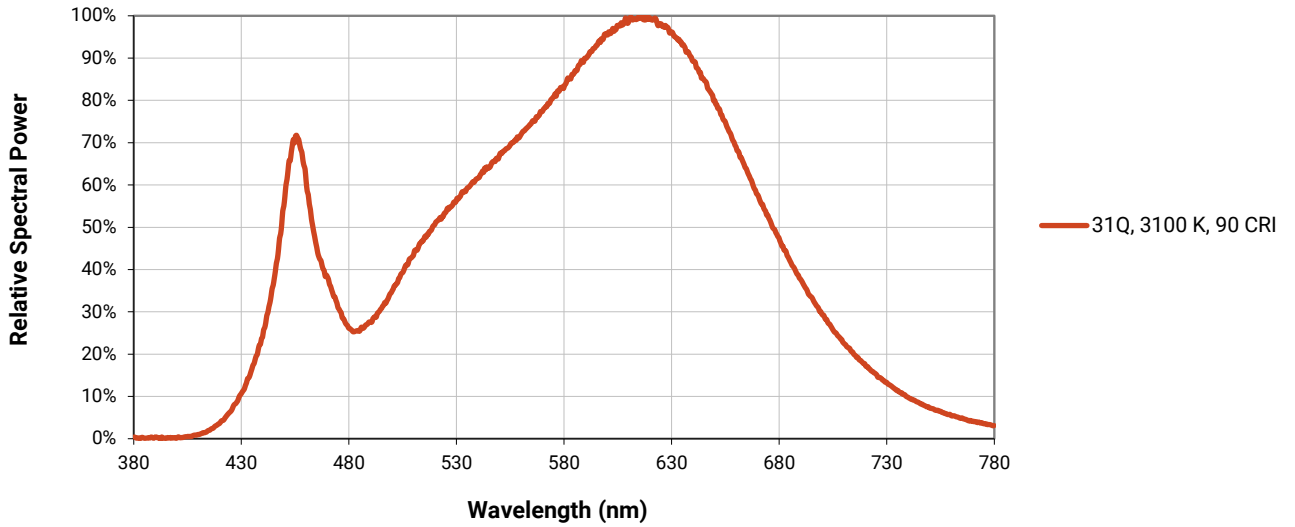
**Fidelity**





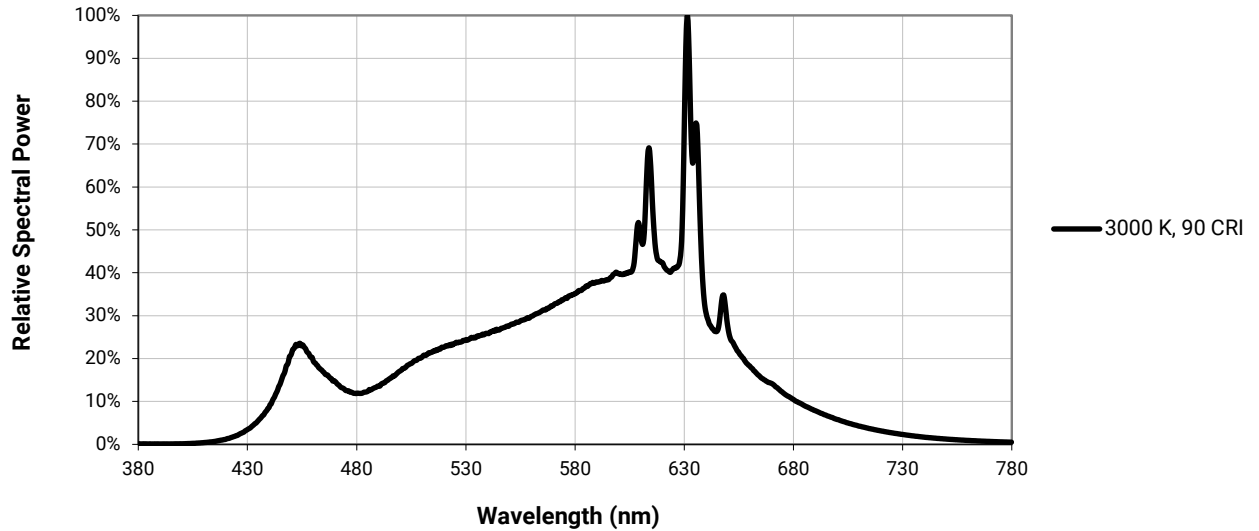
**RELATIVE SPECTRAL POWER DISTRIBUTION - STANDARD LEDS, PREMIUM COLOR (CONTINUED)**

**Specialty**



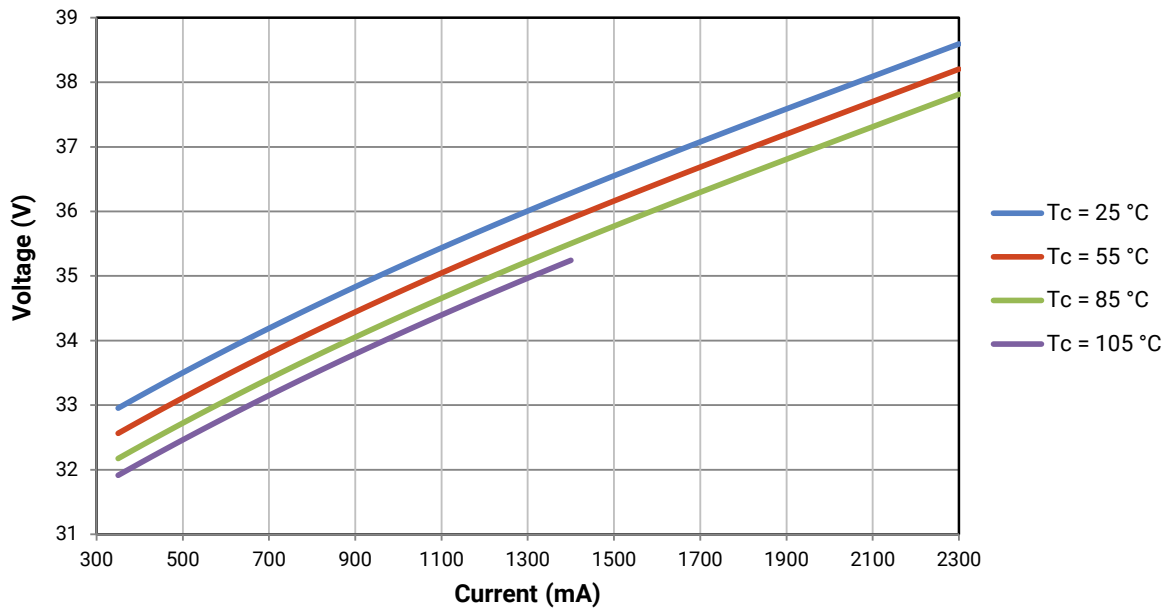
**RELATIVE SPECTRAL POWER DISTRIBUTION - ETONE™ LEDS**

The following graph is the result of a series of pulsed measurements at 1100 mA and  $T_j = 85^\circ\text{C}$ .



**ELECTRICAL CHARACTERISTICS**

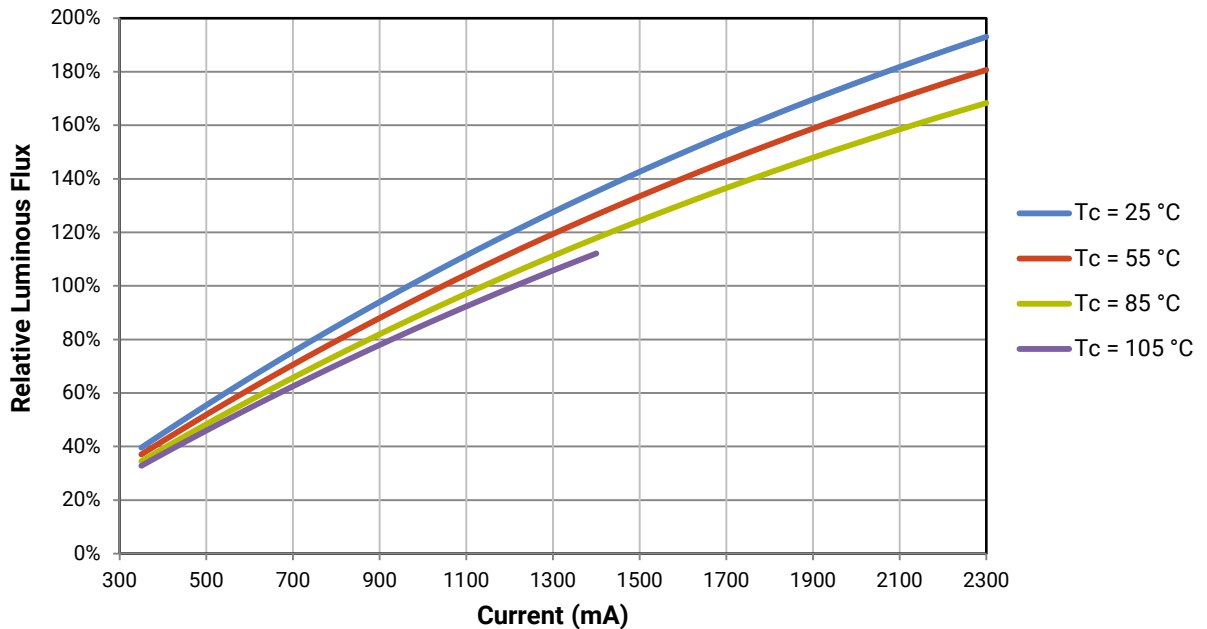
The following graph is the result of a series of steady-state measurements.



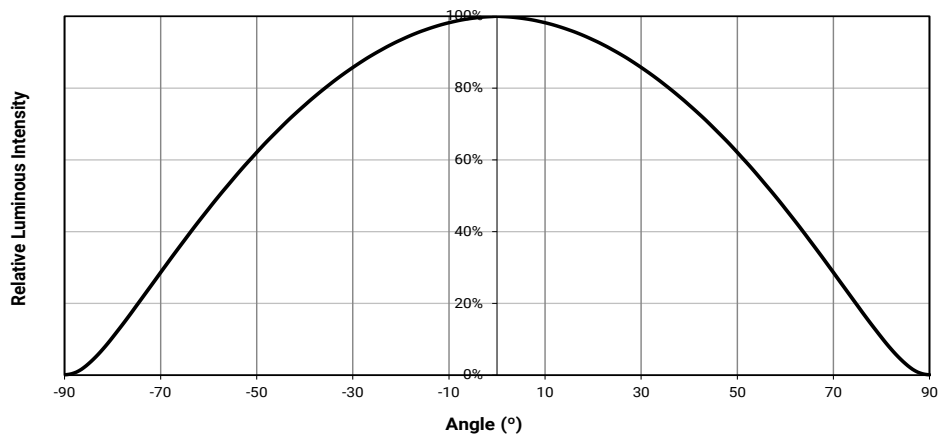
**RELATIVE LUMINOUS FLUX**

The relative luminous flux values provided below are the ratio of measurements of the CMA1840 LED at steady-state operation at the given conditions, divided by the flux measured during binning, which is a pulsed measurement at 1100 mA at  $T_j = 85^\circ\text{C}$ .

For example, at steady-state operation of  $T_c = 55^\circ\text{C}$ ,  $I_f = 1300\text{ mA}$ , the relative luminous flux ratio is 120% in the chart below. A CMA1840 LED that measures 5300 lm during binning will deliver 6360 lm ( $5300 \times 1.2$ ) at steady-state operation of  $T_c = 55^\circ\text{C}$ ,  $I_f = 1300\text{ mA}$ .



**TYPICAL SPATIAL DISTRIBUTION**



**PERFORMANCE GROUPS - CHROMATICITY ( $T_j = 85\text{ }^\circ\text{C}$ )**

XLamp CMA1840 LEDs are tested for chromaticity and placed into one of the regions defined by the following bounding coordinates.

EasyWhite Color Temperatures – 2-Step			
Code	CCT	x	y
40H	4000 K	0.3777	0.3739
		0.3797	0.3816
		0.3861	0.3855
		0.3838	0.3777
35H	3500 K	0.4022	0.3858
		0.4053	0.3942
		0.4125	0.3977
		0.4091	0.3891
30H	3000 K	0.4287	0.3975
		0.4328	0.4064
		0.4390	0.4086
		0.4347	0.3996
27H	2700 K	0.4524	0.4048
		0.4574	0.4140
		0.4633	0.4154
		0.4581	0.4062

EasyWhite Color Temperatures – 3-Step Ellipse						
Bin Code	CCT	Center Point		Major Axis	Minor Axis	Rotation Angle (°)
		x	y	a	b	
57G	5700 K	0.3287	0.3417	0.00738	0.00360	72.0
50G	5000 K	0.3447	0.3553	0.00840	0.00312	65.0
40G	4000 K	0.3818	0.3797	0.00939	0.00402	53.7
35G	3500 K	0.4073	0.3917	0.00927	0.00414	54.0
30G	3000 K	0.4338	0.4030	0.00834	0.00408	53.2
27G	2700 K	0.4577	0.4099	0.00834	0.00420	48.5
22G	2200 K	0.5066	0.4158	0.00980	0.00480	45.5

EasyWhite Color Temperatures – 5-Step Ellipse						
Bin Code	CCT	Center Point		Major Axis	Minor Axis	Rotation Angle (°)
		x	y	a	b	
65E	6500 K	0.3123	0.3282	0.01110	0.00550	61.0
57E	5700 K	0.3287	0.3417	0.01230	0.00600	72.0
50E	5000 K	0.3447	0.3553	0.01400	0.00520	65.0
40E	4000 K	0.3818	0.3797	0.01565	0.00670	53.7
30E	3000 K	0.4338	0.4030	0.01390	0.00680	53.2

**PREMIUM COLOR PERFORMANCE GROUPS - CHROMATICITY ( $T_j = 85\text{ }^\circ\text{C}$ )**

XLamp CMA1840 LEDs are tested for chromaticity and placed into one of the regions defined by the following bounding coordinates.

**Fidelity**

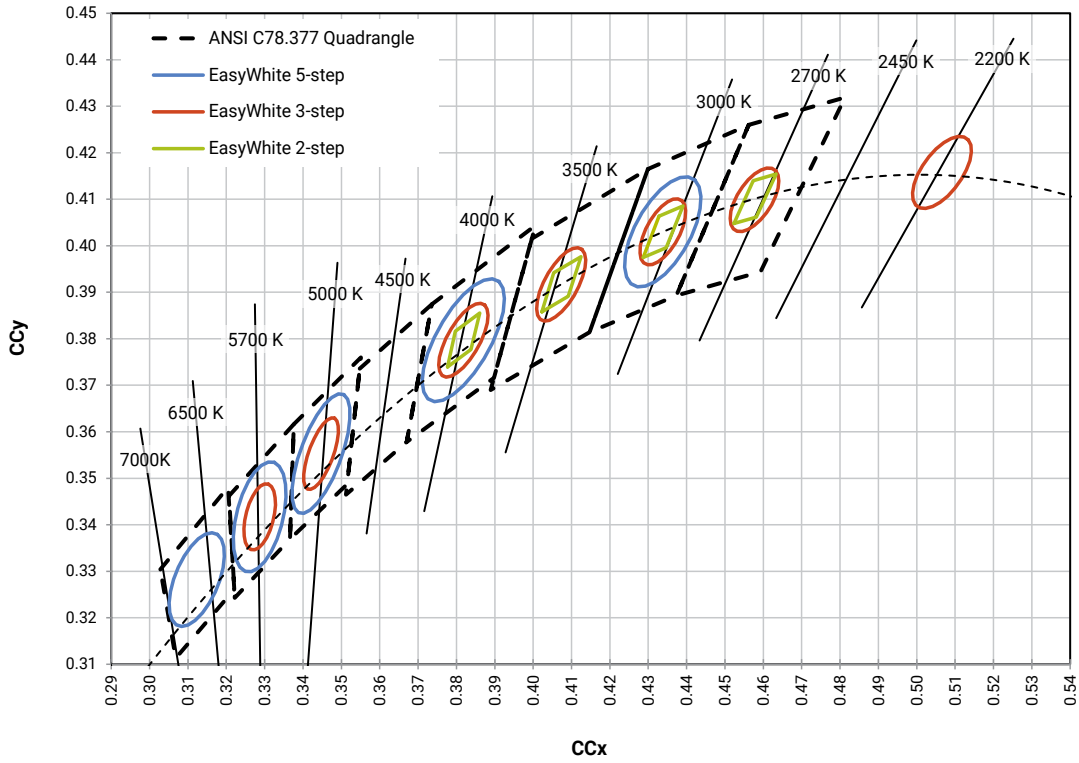
EasyWhite Color Temperatures – 2-Step			
Code	CCT	x	y
L5A	4000 K	0.3764	0.3711
		0.3784	0.3787
		0.3847	0.3826
		0.3825	0.3748
35H	3500 K	0.4022	0.3858
		0.4053	0.3942
		0.4125	0.3977
		0.4091	0.3891
30H	3000 K	0.4287	0.3975
		0.4328	0.4064
		0.4390	0.4086
		0.4347	0.3996
27H	2700 K	0.4524	0.4048
		0.4574	0.4140
		0.4633	0.4154
		0.4581	0.4062

**Specialty**

EasyWhite Color Temperatures – 2-Step			
Code	CCT	x	y
L7B	3000 K	0.4263	0.3848
		0.4296	0.3916
		0.4361	0.3938
		0.4326	0.3868
L7C	3000 K	0.4192	0.3754
		0.4224	0.3823
		0.4291	0.3847
		0.4257	0.3777

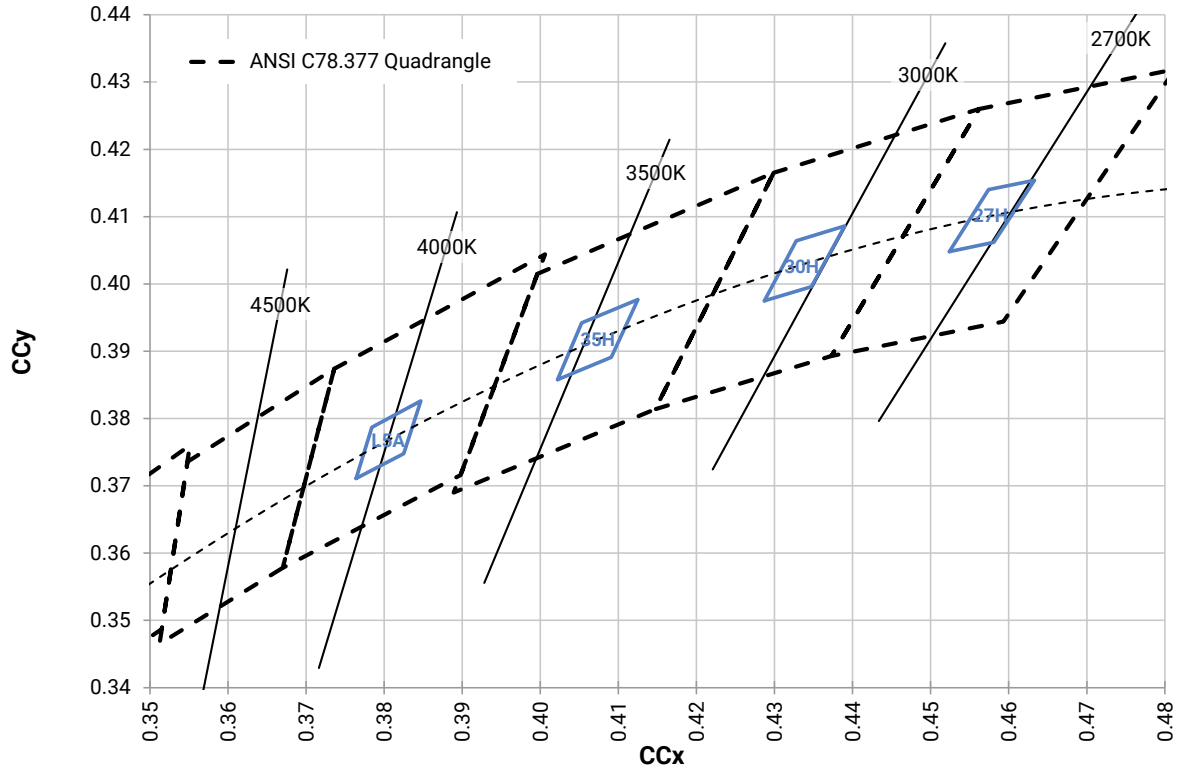
EasyWhite Color Temperatures – 3-Step Ellipse						
Bin Code	CCT	Center Point		Major Axis	Minor Axis	Rotation Angle (°)
		x	y	a	b	
31Q	3100 K	0.4236	0.3888	0.00848	0.00455	50.3
30Q	3000 K	0.4305	0.3935	0.00834	0.00408	53.2
30U	3000 K	0.4274	0.3837	0.00834	0.00408	53.2

**CREE EASYWHITE® BINS PLOTTED ON THE 1931 CIE COLOR SPACE ( $T_j = 85\text{ }^\circ\text{C}$ )**



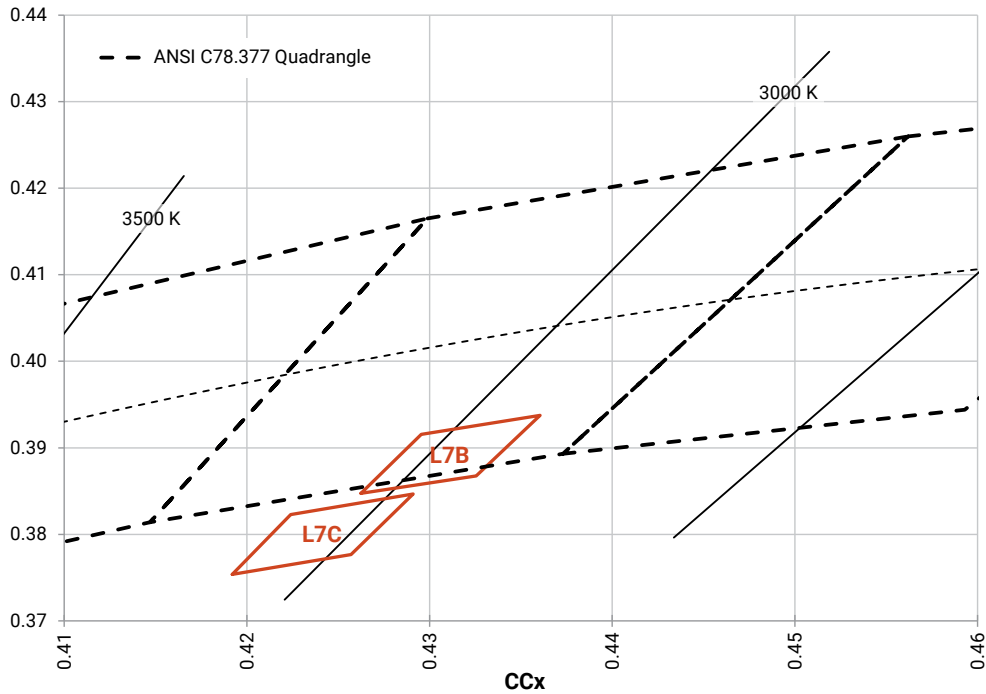
**CREE PREMIUM COLOR BINS PLOTTED ON THE 1931 CIE COLOR SPACE ( $T_j = 85^\circ\text{C}$ )**

**Fidelity (2-step)**

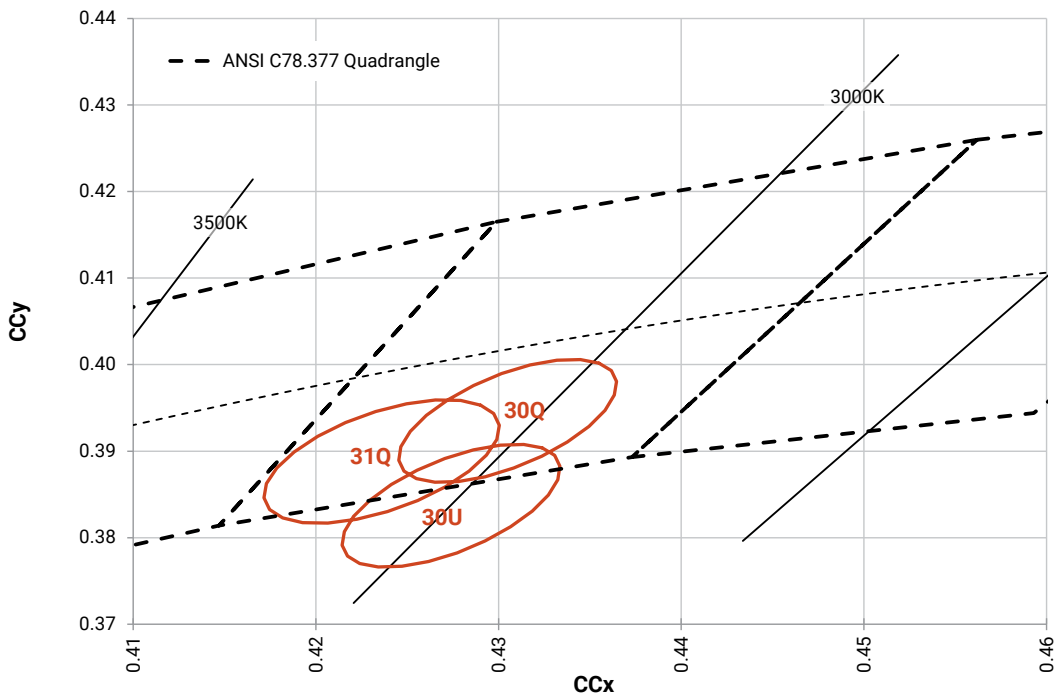


**CREE PREMIUM COLOR BINS PLOTTED ON THE 1931 CIE COLOR SPACE ( $T_j = 85^\circ\text{C}$ ) - CONTINUED**

**Speciality (2-step)**



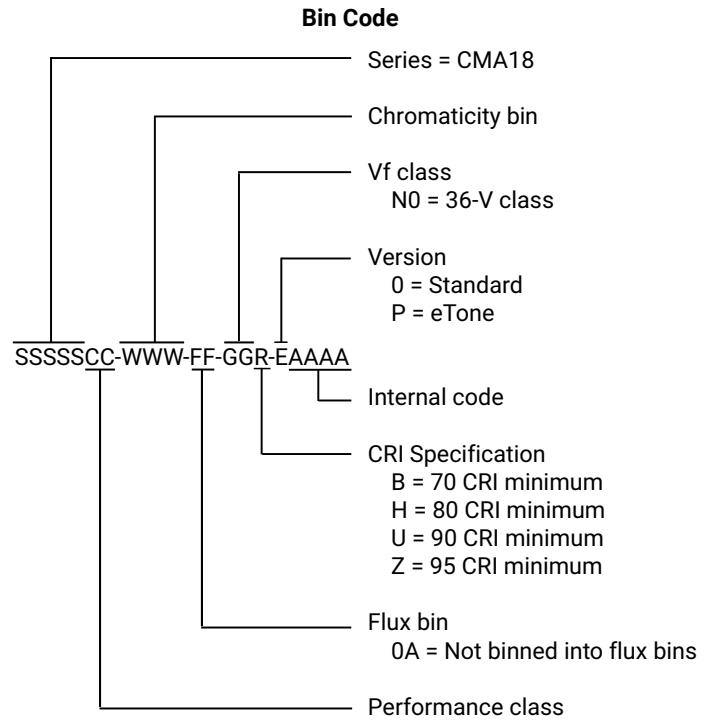
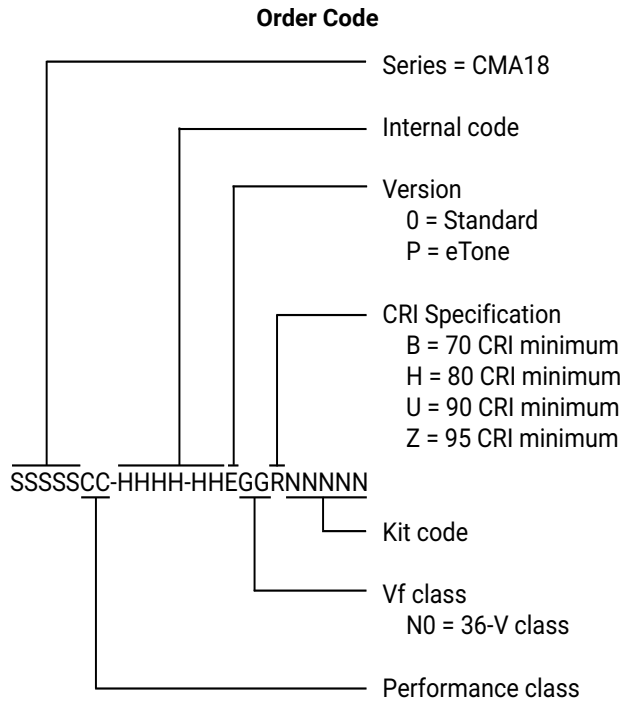
**Speciality (3-step)**





**BIN AND ORDER CODE FORMATS**

Bin codes and order codes are configured as follows:



**MECHANICAL DIMENSIONS**

Dimensions are in mm.

Tolerances unless otherwise specified:  $\pm .13$

$x^\circ \pm 1^\circ$

**Meaning of LED marking**

M1840N = 36-V CMA1840

M1840Ne = 36-V CMA1840 eTone

X<sub>1</sub> X<sub>2</sub> X<sub>3</sub> X<sub>4</sub> X<sub>5</sub>

X1 CCT

1 = 6500 K

⋮

8 = 2700 K

X2

M = EasyWhite or

Fidelity LED on the  
black-body line

Q = Specialty LED below  
the black-body line

U = Specialty LED below  
the black-body line

X3 X4 Flux bin

0A = Not binned into flux  
bins

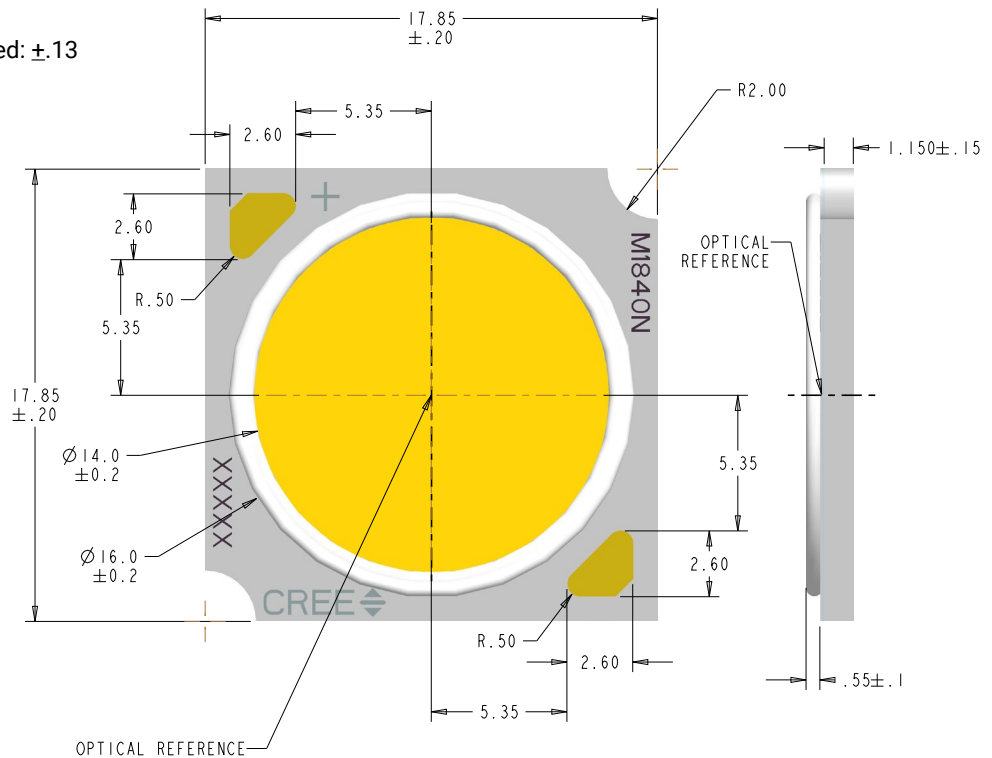
X5 CRI

B = 70 CRI min

H = 80 CRI min

U = 90 CRI min

Z = 95 CRI min



Tc measurement point: either the anode or cathode solder pad

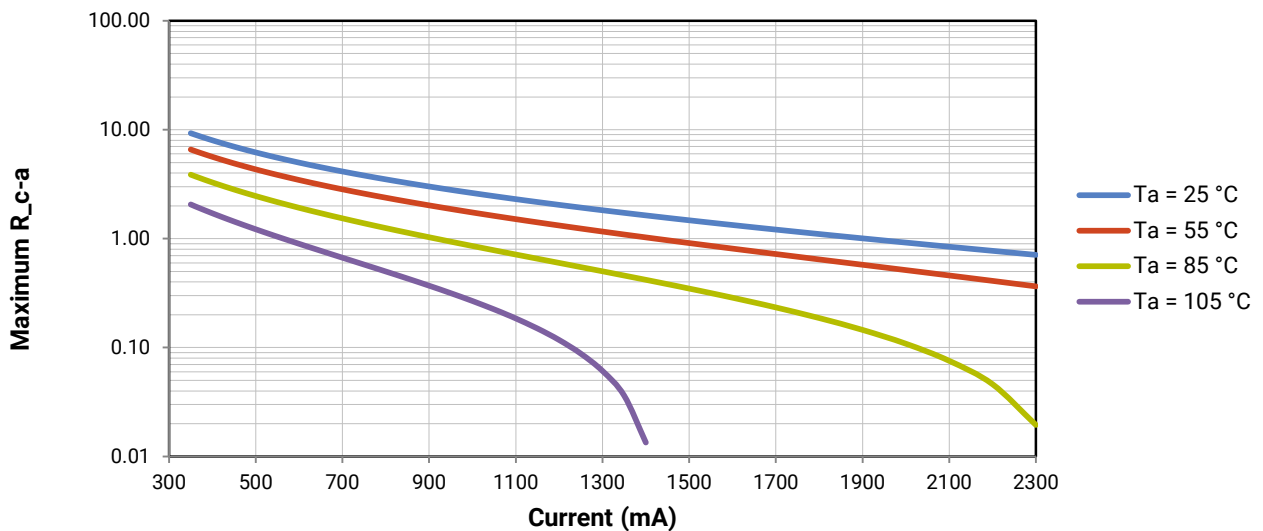
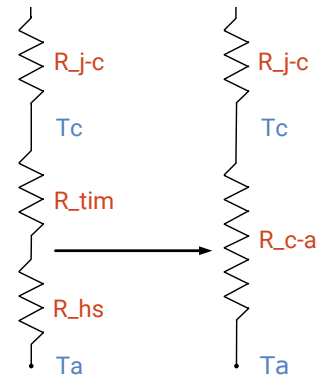
**THERMAL DESIGN**

The CMA family of LED arrays can include over a hundred different LED die inside one package, and thus over a hundred different junction temperatures ( $T_j$ ). Cree has intentionally removed junction-temperature-based operating limits and replaced the commonplace maximum  $T_j$  calculations with maximum ratings based on forward current ( $I_f$ ) and case temperature ( $T_c$ ). No additional calculations are required to ensure that the CMA LED is being operated within its designed limits. LES temperature measurement provides additional verification of good thermal design. Please refer to page 3 for the Operating Limit specification.

There is no need to calculate for  $T_j$  inside the package, as the thermal management design process, specifically from solder point ( $T_{sp}$ ) to ambient ( $T_a$ ), remains identical to any other LED component. For more information on thermal management of Cree XLamp LEDs, please refer to the [Thermal Management application note](#). For CMA soldering recommendations and information on thermal interface materials (TIM), LES temperature measurement, and connection methods, please refer to the [Cree XLamp CM Family LEDs soldering and handling document](#).

To keep the CMA1840 LED at or below the maximum rated  $T_c$ , the case to ambient temperature thermal resistance ( $R_{c-a}$ ) must be at or below the maximum  $R_{c-a}$  value shown on the following graph, depending on the operating environment. The y-axis in the graph is a base 10 logarithmic scale.

As the figure at right shows, the  $R_{c-a}$  value is the sum of the thermal resistance of the TIM ( $R_{tim}$ ) plus the thermal resistance of the heat sink ( $R_{hs}$ ).



## NOTES

---

### Measurements

The luminous flux, radiant power, chromaticity, forward voltage and CRI measurements in this document are binning specifications only and solely represent product measurements as of the date of shipment. These measurements will change over time based on a number of factors that are not within Cree's control and are not intended or provided as operational specifications for the products. Calculated values are provided for informational purposes only and are not intended or provided as specifications.

### Pre-Release Qualification Testing

Please read the [LED Reliability Overview](#) for details of the qualification process Cree applies to ensure long-term reliability for XLamp LEDs and details of Cree's pre-release qualification testing for XLamp LEDs. Cree did not perform Room Temperature Operating Life (RTOL) testing on the CMA1840 LED.

### Lumen Maintenance

Cree now uses standardized IES LM-80-08 and TM-21-11 methods for collecting long-term data and extrapolating LED lumen maintenance. For information on the specific LM-80 data sets available for this LED, refer to the public [LM-80 results document](#).

Please read the [Long-Term Lumen Maintenance application note](#) for more details on Cree's lumen maintenance testing and forecasting. Please read the [Thermal Management application note](#) for details on how thermal design, ambient temperature, and drive current affect the LED junction temperature.

### RoHS Compliance

The levels of RoHS restricted materials in this product are below the maximum concentration values (also referred to as the threshold limits) permitted for such substances, or are used in an exempted application, in accordance with EU Directive 2011/65/EC (RoHS2), as implemented January 2, 2013. RoHS Declarations for this product can be obtained from your Cree representative or from the [Product Ecology](#) section of the Cree website.

### REACH Compliance

REACH substances of very high concern (SVHCs) information is available for this product. Since the European Chemical Agency (ECHA) has published notice of their intent to frequently revise the SVHC listing for the foreseeable future, please contact a Cree representative to insure you get the most up-to-date REACH SVHC Declaration. REACH banned substance information (REACH Article 67) is also available upon request.

### UL® Recognized Component

This product meets the requirements to be considered a UL Recognized Component with Level 4 enclosure consideration. The LED package or a portion thereof has been investigated as a fire and electrical enclosure per ANSI/UL 8750.

### Vision Advisory

**WARNING:** Do not look at an exposed lamp in operation. Eye injury can result. For more information about LEDs and eye safety, please refer to the [LED Eye Safety application note](#).

**PACKAGING**

Cree CMA1840 LEDs are packaged in trays of 20. Five trays are sealed in an anti-static bag and placed inside a carton, for a total of 100 LEDs per carton. Each carton contains 100 LEDs from the same performance bin.

Dimensions are in inches.  
Tolerances:  $\pm .13$   
 $x^\circ \pm 1^\circ$

