
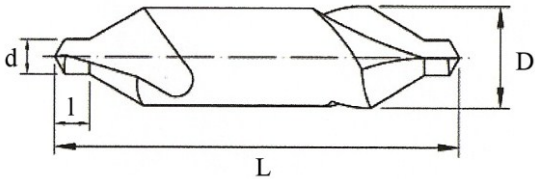


Metric: DIN 333 / ISO 866


	<p>Produces conical centre holes in components which require machining between centres or a centre support to provide rigidity Countersink angle: 60° Point geometry: 120° Right hand cutting Silver finish Supplied in plastic pack</p>
-----------------------------------------------------------------------------------	---------------------------------------------------------------------------------------------------------------------------------------------------------------------------------------------------------------------------------------------------------------------------------------------------------------------------------------------------

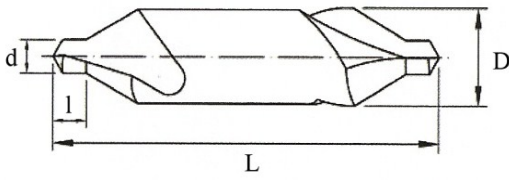
	<table border="1"> <thead> <tr> <th>Code</th> <th>d</th> <th>D</th> <th>l</th> <th>L</th> </tr> </thead> <tbody> <tr><td>22-105-032</td><td>1.00</td><td>3.15</td><td>1.3</td><td>31.5</td></tr> <tr><td>22-105-035</td><td>1.25</td><td>3.15</td><td>1.6</td><td>31.5</td></tr> <tr><td>22-105-040</td><td>1.60</td><td>4.00</td><td>2.0</td><td>35.5</td></tr> <tr><td>22-105-050</td><td>2.00</td><td>5.00</td><td>2.5</td><td>40.0</td></tr> <tr><td>22-105-063</td><td>2.50</td><td>6.30</td><td>3.1</td><td>45.0</td></tr> <tr><td>22-105-080</td><td>3.15</td><td>8.00</td><td>3.9</td><td>50.0</td></tr> <tr><td>22-105-100</td><td>4.00</td><td>10.00</td><td>5.0</td><td>56.0</td></tr> <tr><td>22-105-120</td><td>5.00</td><td>12.50</td><td>6.3</td><td>63.0</td></tr> <tr><td>22-105-160</td><td>6.30</td><td>16.00</td><td>8.0</td><td>71.0</td></tr> <tr><td>22-105-250</td><td>10.0</td><td>25.00</td><td>12.8</td><td>100.0</td></tr> </tbody> </table>	Code	d	D	l	L	22-105-032	1.00	3.15	1.3	31.5	22-105-035	1.25	3.15	1.6	31.5	22-105-040	1.60	4.00	2.0	35.5	22-105-050	2.00	5.00	2.5	40.0	22-105-063	2.50	6.30	3.1	45.0	22-105-080	3.15	8.00	3.9	50.0	22-105-100	4.00	10.00	5.0	56.0	22-105-120	5.00	12.50	6.3	63.0	22-105-160	6.30	16.00	8.0	71.0	22-105-250	10.0	25.00	12.8	100.0
Code	d	D	l	L																																																				
22-105-032	1.00	3.15	1.3	31.5																																																				
22-105-035	1.25	3.15	1.6	31.5																																																				
22-105-040	1.60	4.00	2.0	35.5																																																				
22-105-050	2.00	5.00	2.5	40.0																																																				
22-105-063	2.50	6.30	3.1	45.0																																																				
22-105-080	3.15	8.00	3.9	50.0																																																				
22-105-100	4.00	10.00	5.0	56.0																																																				
22-105-120	5.00	12.50	6.3	63.0																																																				
22-105-160	6.30	16.00	8.0	71.0																																																				
22-105-250	10.0	25.00	12.8	100.0																																																				

Packed Weight and Dimensions

Code	Weight g	W mm	H mm	L mm
22-105-032	4	8	8	67
22-105-035	4	8	8	67
22-105-040	6	8	8	67
22-105-050	8	8	8	67
22-105-063	10	13	13	85
22-105-080	16	14	14	79
22-105-100	26	16	16	100
22-105-120	35	16	16	100
22-105-160	62	20	20	75
22-105-250	215	31	31	114

BS Style: BS 328 / DIN 333A / ISO 866


	<p>Produces conical centre holes in components which require machining between centres or a centre support to provide rigidity Countersink angle: 60° Point geometry: 120° Right hand cutting Silver finish Supplied in plastic pack</p>
-------------------------------------------------------------------------------------	---------------------------------------------------------------------------------------------------------------------------------------------------------------------------------------------------------------------------------------------------------------------------------------------------------------------------------------------------

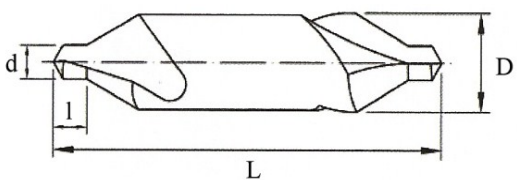
	<table border="1"> <thead> <tr> <th>Code</th> <th>Size</th> <th>d</th> <th>D</th> <th>l</th> <th>L</th> </tr> </thead> <tbody> <tr><td>22-100-001</td><td>BS1</td><td>3/64</td><td>1/8</td><td>3/32</td><td>1-1/2</td></tr> <tr><td>22-100-002</td><td>BS2</td><td>1/16</td><td>3/16</td><td>3/32</td><td>1-3/4</td></tr> <tr><td>22-100-003</td><td>BS3</td><td>3/32</td><td>1/4</td><td>1/8</td><td>2</td></tr> <tr><td>22-100-004</td><td>BS4</td><td>1/8</td><td>5/16</td><td>3/16</td><td>2-1/4</td></tr> <tr><td>22-100-005</td><td>BS5</td><td>3/16</td><td>7/16</td><td>1/4</td><td>2-1/2</td></tr> <tr><td>22-100-006</td><td>BS6</td><td>1/4</td><td>5/8</td><td>5/16</td><td>3</td></tr> <tr><td>22-100-007</td><td>BS7</td><td>5/16</td><td>3/4</td><td>3/8</td><td>3-1/2</td></tr> </tbody> </table>	Code	Size	d	D	l	L	22-100-001	BS1	3/64	1/8	3/32	1-1/2	22-100-002	BS2	1/16	3/16	3/32	1-3/4	22-100-003	BS3	3/32	1/4	1/8	2	22-100-004	BS4	1/8	5/16	3/16	2-1/4	22-100-005	BS5	3/16	7/16	1/4	2-1/2	22-100-006	BS6	1/4	5/8	5/16	3	22-100-007	BS7	5/16	3/4	3/8	3-1/2
Code	Size	d	D	l	L																																												
22-100-001	BS1	3/64	1/8	3/32	1-1/2																																												
22-100-002	BS2	1/16	3/16	3/32	1-3/4																																												
22-100-003	BS3	3/32	1/4	1/8	2																																												
22-100-004	BS4	1/8	5/16	3/16	2-1/4																																												
22-100-005	BS5	3/16	7/16	1/4	2-1/2																																												
22-100-006	BS6	1/4	5/8	5/16	3																																												
22-100-007	BS7	5/16	3/4	3/8	3-1/2																																												

Packed Weight and Dimensions

Code	Weight g	W mm	H mm	L mm
22-100-001	4	8	8	70
22-100-002	6	8	8	70
22-100-003	12	12	12	85
22-100-004	18	12	12	85
22-100-005	34	18	18	112
22-100-006	76	22	22	83
22-100-007	138	27	27	105

Short Series: DIN 333 / ISO 866


	<p>Produces conical centre holes in components which require machining between centres or a centre support to provide rigidity Countersink angle: 60° Point geometry: 120° Right hand cutting Silver finish Supplied in plastic pack</p>
-----------------------------------------------------------------------------------	---------------------------------------------------------------------------------------------------------------------------------------------------------------------------------------------------------------------------------------------------------------------------------------------------------------------------------------------------

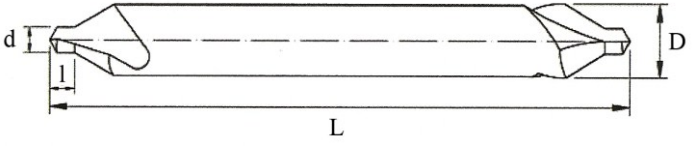
	<table border="1"> <thead> <tr> <th>Code</th> <th>Size</th> <th>d</th> <th>D</th> <th>l</th> <th>L</th> </tr> </thead> <tbody> <tr> <td>22-165-300</td> <td>0</td> <td>1/32</td> <td>1/8</td> <td>3/32</td> <td>1-1/8</td> </tr> <tr> <td>22-165-301</td> <td>1</td> <td>3/64</td> <td>1/8</td> <td>1/8</td> <td>1-1/8</td> </tr> <tr> <td>22-165-302</td> <td>2</td> <td>5/64</td> <td>3/16</td> <td>5/32</td> <td>1-7/8</td> </tr> <tr> <td>22-165-303</td> <td>3</td> <td>7/64</td> <td>1/4</td> <td>5/32</td> <td>2</td> </tr> <tr> <td>22-165-304</td> <td>4</td> <td>1/8</td> <td>5/16</td> <td>3/16</td> <td>2-1/8</td> </tr> <tr> <td>22-165-305</td> <td>5</td> <td>3/16</td> <td>7/16</td> <td>1/4</td> <td>2-1/2</td> </tr> <tr> <td>22-165-306</td> <td>6</td> <td>7/32</td> <td>1/2</td> <td>5/16</td> <td>3</td> </tr> <tr> <td>22-165-307</td> <td>7</td> <td>1/4</td> <td>5/8</td> <td>11/32</td> <td>3-1/4</td> </tr> </tbody> </table>	Code	Size	d	D	l	L	22-165-300	0	1/32	1/8	3/32	1-1/8	22-165-301	1	3/64	1/8	1/8	1-1/8	22-165-302	2	5/64	3/16	5/32	1-7/8	22-165-303	3	7/64	1/4	5/32	2	22-165-304	4	1/8	5/16	3/16	2-1/8	22-165-305	5	3/16	7/16	1/4	2-1/2	22-165-306	6	7/32	1/2	5/16	3	22-165-307	7	1/4	5/8	11/32	3-1/4
Code	Size	d	D	l	L																																																		
22-165-300	0	1/32	1/8	3/32	1-1/8																																																		
22-165-301	1	3/64	1/8	1/8	1-1/8																																																		
22-165-302	2	5/64	3/16	5/32	1-7/8																																																		
22-165-303	3	7/64	1/4	5/32	2																																																		
22-165-304	4	1/8	5/16	3/16	2-1/8																																																		
22-165-305	5	3/16	7/16	1/4	2-1/2																																																		
22-165-306	6	7/32	1/2	5/16	3																																																		
22-165-307	7	1/4	5/8	11/32	3-1/4																																																		

Packed Weight and Dimensions

Code	Weight g	W mm	H mm	L mm
22-165-300	4	8	8	70
22-165-301	4	8	8	70
22-165-302	6	8	8	70
22-165-303	12	13	13	86
22-165-304	18	13	13	86
22-165-305	42	19	19	86
22-165-306	55	19	19	86
22-165-307	100	23	23	95

Long Series: DIN 333 / ISO 866

	<p>Produces conical centre holes in components which require machining between centres or a centre support to provide rigidity Countersink angle: 60° Point geometry: 120° Right hand cutting Silver finish Supplied in plastic pack</p>
-------------------------------------------------------------------------------------	---------------------------------------------------------------------------------------------------------------------------------------------------------------------------------------------------------------------------------------------------------------------------------------------------------------------------------------------------

	<table border="1"> <thead> <tr> <th>Code</th> <th>Size</th> <th>d</th> <th>D</th> <th>l</th> <th>L</th> </tr> </thead> <tbody> <tr> <td>22-399-501</td> <td>BS1</td> <td>3/64</td> <td>1/8</td> <td>3/32</td> <td>4</td> </tr> <tr> <td>22-399-502</td> <td>BS2</td> <td>1/16</td> <td>3/16</td> <td>5/32</td> <td>4</td> </tr> <tr> <td>22-399-503</td> <td>BS3</td> <td>3/32</td> <td>1/4</td> <td>1/8</td> <td>4</td> </tr> <tr> <td>22-399-504</td> <td>BS4</td> <td>1/8</td> <td>5/16</td> <td>3/16</td> <td>5</td> </tr> <tr> <td>22-399-505</td> <td>BS5</td> <td>3/16</td> <td>7/16</td> <td>1/4</td> <td>6</td> </tr> </tbody> </table>	Code	Size	d	D	l	L	22-399-501	BS1	3/64	1/8	3/32	4	22-399-502	BS2	1/16	3/16	5/32	4	22-399-503	BS3	3/32	1/4	1/8	4	22-399-504	BS4	1/8	5/16	3/16	5	22-399-505	BS5	3/16	7/16	1/4	6
Code	Size	d	D	l	L																																
22-399-501	BS1	3/64	1/8	3/32	4																																
22-399-502	BS2	1/16	3/16	5/32	4																																
22-399-503	BS3	3/32	1/4	1/8	4																																
22-399-504	BS4	1/8	5/16	3/16	5																																
22-399-505	BS5	3/16	7/16	1/4	6																																


Packed Weight and Dimensions


Code	Weight g	W mm	H mm	L mm
22-399-501	10	14	14	104
22-399-502	14	14	14	104
22-399-503	24	14	14	104
22-399-504	48	14	14	130
22-399-505	104	18	18	130

Product: Centre Drills

Page 3 of 3

Bell Type: DIN 333 / BS 328 / ISO 2540


	<p>Produces protected centre holes in components which require machining between centres or a centre support to provide rigidity Countersink angle: 60°, with protected form Point geometry: 120° Right hand cutting Silver finish Supplied in plastic pack</p>
-----------------------------------------------------------------------------------	--------------------------------------------------------------------------------------------------------------------------------------------------------------------------------------------------------------------------------------------------------------------------------------------------------------------------------------------------------------------------

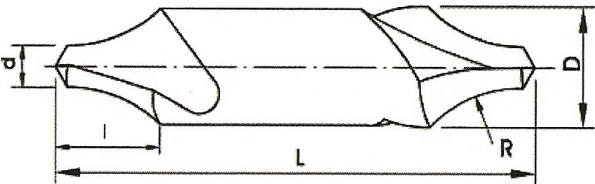
	<table border="1"> <thead> <tr> <th>Code</th> <th>Size</th> <th>d</th> <th>D</th> <th>l</th> <th>d1</th> <th>L</th> </tr> </thead> <tbody> <tr> <td>22-245-011</td> <td>11</td> <td>3/64</td> <td>1/8</td> <td>3/32</td> <td>0.100</td> <td>1-1/4</td> </tr> <tr> <td>22-245-012</td> <td>12</td> <td>1/16</td> <td>3/16</td> <td>3/32</td> <td>0.150</td> <td>1-7/8</td> </tr> <tr> <td>22-245-013</td> <td>13</td> <td>3/32</td> <td>1/4</td> <td>1/8</td> <td>0.200</td> <td>2</td> </tr> <tr> <td>22-245-014</td> <td>14</td> <td>1/8</td> <td>5/16</td> <td>5/32</td> <td>0.250</td> <td>2-1/8</td> </tr> <tr> <td>22-245-015</td> <td>15</td> <td>5/32</td> <td>7/16</td> <td>7/32</td> <td>0.350</td> <td>2-3/4</td> </tr> </tbody> </table>	Code	Size	d	D	l	d1	L	22-245-011	11	3/64	1/8	3/32	0.100	1-1/4	22-245-012	12	1/16	3/16	3/32	0.150	1-7/8	22-245-013	13	3/32	1/4	1/8	0.200	2	22-245-014	14	1/8	5/16	5/32	0.250	2-1/8	22-245-015	15	5/32	7/16	7/32	0.350	2-3/4
Code	Size	d	D	l	d1	L																																					
22-245-011	11	3/64	1/8	3/32	0.100	1-1/4																																					
22-245-012	12	1/16	3/16	3/32	0.150	1-7/8																																					
22-245-013	13	3/32	1/4	1/8	0.200	2																																					
22-245-014	14	1/8	5/16	5/32	0.250	2-1/8																																					
22-245-015	15	5/32	7/16	7/32	0.350	2-3/4																																					

Packed Weight and Dimensions

Code	Weight g	W mm	H mm	L mm
22-245-011	4	10	10	70
22-245-012	8	10	10	70
22-245-013	14	12	12	80
22-245-014	20	15	15	80
22-245-015	44	18	18	123

Radius Type: DIN 333 / BS 328 / ISO 2541

	<p>Produces radius form centre holes in components which require machining between centres or a centre support to provide rigidity Not suitable for use with revolving centres Countersink angle: 60°, with protected form Point geometry: 120° Right hand cutting Silver finish Supplied in plastic pack</p>
-------------------------------------------------------------------------------------	---------------------------------------------------------------------------------------------------------------------------------------------------------------------------------------------------------------------------------------------------------------------------------------------------------------------------------------------------------------------------------------------------------------------------------------------

	<table border="1"> <thead> <tr> <th>Code</th> <th>Size</th> <th>d</th> <th>D</th> <th>l</th> <th>R</th> <th>L</th> </tr> </thead> <tbody> <tr> <td>22-376-000</td> <td>0</td> <td>1/32</td> <td>1/8</td> <td>5/32</td> <td>1/8</td> <td>1-1/4</td> </tr> <tr> <td>22-376-001</td> <td>1</td> <td>3/64</td> <td>1/8</td> <td>3/16</td> <td>5/32</td> <td>1-3/8</td> </tr> <tr> <td>22-376-002</td> <td>2</td> <td>5/64</td> <td>3/16</td> <td>7/32</td> <td>7/32</td> <td>1-29/32</td> </tr> <tr> <td>22-376-003</td> <td>3</td> <td>7/64</td> <td>1/4</td> <td>5/16</td> <td>9/32</td> <td>2</td> </tr> <tr> <td>22-376-004</td> <td>4</td> <td>1/8</td> <td>5/16</td> <td>27/64</td> <td>3/8</td> <td>2-7/32</td> </tr> <tr> <td>22-376-005</td> <td>5</td> <td>3/16</td> <td>7/16</td> <td>1/2</td> <td>1/2</td> <td>2-1/2</td> </tr> <tr> <td>22-376-006</td> <td>6</td> <td>7/32</td> <td>1/2</td> <td>21/32</td> <td>9/16</td> <td>3</td> </tr> <tr> <td>22-376-007</td> <td>7</td> <td>1/4</td> <td>5/8</td> <td>11/16</td> <td>45/64</td> <td>3-19/32</td> </tr> <tr> <td>22-376-102</td> <td>2-0</td> <td>1/32</td> <td>1/8</td> <td>5/32</td> <td>7/64</td> <td>1-7/32</td> </tr> <tr> <td>22-376-103</td> <td>3-0</td> <td>1/32</td> <td>1/8</td> <td>3/32</td> <td>3/32</td> <td>1-31/64</td> </tr> </tbody> </table>	Code	Size	d	D	l	R	L	22-376-000	0	1/32	1/8	5/32	1/8	1-1/4	22-376-001	1	3/64	1/8	3/16	5/32	1-3/8	22-376-002	2	5/64	3/16	7/32	7/32	1-29/32	22-376-003	3	7/64	1/4	5/16	9/32	2	22-376-004	4	1/8	5/16	27/64	3/8	2-7/32	22-376-005	5	3/16	7/16	1/2	1/2	2-1/2	22-376-006	6	7/32	1/2	21/32	9/16	3	22-376-007	7	1/4	5/8	11/16	45/64	3-19/32	22-376-102	2-0	1/32	1/8	5/32	7/64	1-7/32	22-376-103	3-0	1/32	1/8	3/32	3/32	1-31/64
Code	Size	d	D	l	R	L																																																																								
22-376-000	0	1/32	1/8	5/32	1/8	1-1/4																																																																								
22-376-001	1	3/64	1/8	3/16	5/32	1-3/8																																																																								
22-376-002	2	5/64	3/16	7/32	7/32	1-29/32																																																																								
22-376-003	3	7/64	1/4	5/16	9/32	2																																																																								
22-376-004	4	1/8	5/16	27/64	3/8	2-7/32																																																																								
22-376-005	5	3/16	7/16	1/2	1/2	2-1/2																																																																								
22-376-006	6	7/32	1/2	21/32	9/16	3																																																																								
22-376-007	7	1/4	5/8	11/16	45/64	3-19/32																																																																								
22-376-102	2-0	1/32	1/8	5/32	7/64	1-7/32																																																																								
22-376-103	3-0	1/32	1/8	3/32	3/32	1-31/64																																																																								

Packed Weight and Dimensions

Code	Weight g	W mm	H mm	L mm
22-376-000	3	10	10	70
22-376-001	3	10	10	70
22-376-002	3	10	10	70
22-376-003	10	13	13	85
22-376-004	18	13	13	85
22-376-005	40	16	16	98
22-376-006	55	19	19	86
22-376-007	104	23	23	95
22-376-102	3	10	10	70
22-376-103	4	10	10	70