



### Main

Range of product	Harmony XB7
Product or component type	Pilot light
Device short name	XB7
Mounting diameter	22 mm
Sale per indivisible quantity	10
Shape of signaling unit head	Round
Cap/operator or lens colour	Green
Light source	LED
Bulb base	Integral LED
[Us] rated supply voltage	120 V AC, 50/60 Hz
Device presentation	Monolithic product

### Complementary

Height	29 mm
Width	29 mm
Depth	54 mm
Terminals description ISO n°1	(X1-X2)PL
Product weight	0.02 kg
Device mounting	Fixing hole: Ø 22.5 mm (22.3 +0.4/0) conforming to EN/IEC 60947-5-1
Fixing center	>= 30 x 40 mm on support panel, metal, thickness: 1...6 mm >= 30 x 40 mm on support panel, plastic, thickness: 2...6 mm
Fixing mode	Fixing nut beneath head recommended torque: 2...2.4 N.m
Connections - terminals	Screw clamp terminals : <= 2 x 1.5 mm <sup>2</sup> with cable end conforming to EN/IEC 60947-1 Screw clamp terminals : 1 x 0.22...2 x 2.5 mm <sup>2</sup> without cable end conforming to EN/IEC 60947-1
Tightening torque	0.8...1.2 N.m conforming to EN 60947-1
Shape of screw head	Cross head compatible with JIS No 1 screwdriver Cross head compatible with Philips no 1 screwdriver Cross head compatible with pozidriv No 1 screwdriver Slotted head compatible with flat Ø 4 mm screwdriver Slotted head compatible with flat Ø 5.5 mm screwdriver
[Ui] rated insulation voltage	250 V (degree of pollution: 3) conforming to EN/IEC 60947-1
[Uimp] rated impulse withstand voltage	6 kV conforming to EN/IEC 60947-1
Signalling type	Steady
Supply voltage limits	100...132 V AC
Current consumption	18...21 mA
Service life	70000 h at rated voltage and 25 °C

### Environment

protective treatment	TH
ambient air temperature for storage	-40...70 °C
ambient air temperature for operation	-25...70 °C
overvoltage category	Class II conforming to IEC 60536
IP degree of protection	IP20 (rear face) conforming to IEC 60529 IP65 (front face) conforming to IEC 60529
NEMA degree of protection	NEMA 12 conforming to UL 50 E NEMA 4 conforming to UL 50 E
standards	EN/IEC 60947-1 EN/IEC 60947-5-1 JIS C 4520 UL 508

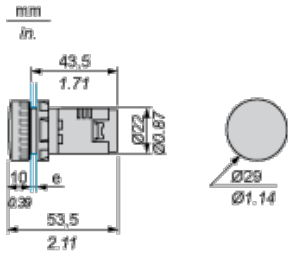
vibration resistance	5 gn (f = 2...500 Hz) conforming to IEC 60068-2-6
shock resistance	50 gn (duration = 11 ms) for half sine wave acceleration conforming to IEC 60068-2-27
electromagnetic compatibility	Disturbing field emission, class B conforming to EN 55011

**Contractual warranty**

Warranty period	18 months
-----------------	-----------

**Pilot Light with Screw Terminal**

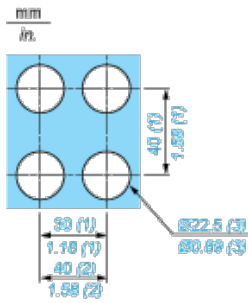
**Dimensions**



e Support panel thickness: 1 to 6 mm/0.4 to 0.24 in. (metal), 2 to 6 mm/0.8 to 0.24 in. (plastic).

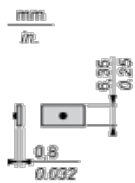
**Mounting**

**Diameter of Finished Fixing Holes**

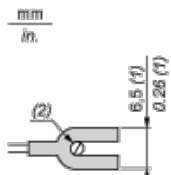


- (1) Minimum value.
- (2) 40 mm/1.58 in. for Emergency switching off pushbutton.
- (3) Standard value:  $\varnothing 22.3 (0; + 0.4) \text{ mm} / \varnothing 0.88 (0; + 0.02) \text{ in.}$

**Faston Clip Connection**



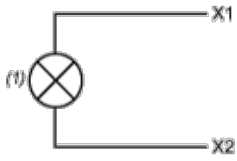
**“U” Type Tag Connection**



- (1) 6.5 mm/0.26 in. recommended, 7 mm/0.28 in. max.

(2) M3 screw clamp terminal.

### Wiring Diagram



(1) LED