


ZB4BW0G65

blue light block with body/fixing collar with integral LED 110...120V 1NO+1NC



Main

Range of product	Harmony XB4
Product or component type	Complete body/contact assembly and light block
Device short name	ZB4
Fixing collar material	Zamak
Sale per indivisible quantity	1
Head type	Standard
Contacts type and composition	1 NO + 1 NC
Contact operation	Slow-break
Connections - terminals	Screw clamp terminals : $\leq 2 \times 1.5 \text{ mm}^2$ with cable end conforming to EN 60947-1 Screw clamp terminals : $\geq 1 \times 0.22 \text{ mm}^2$ without cable end conforming to EN 60947-1
Light source	Protected LED
Bulb base	Integral LED
Light block supply	Direct
Light source colour	Blue
[Us] rated supply voltage	110...120 V AC, 50/60 Hz

Complementary

CAD overall width	30 mm
CAD overall height	47 mm
Terminals description ISO n°1	(11-12)NC
Product weight	0.074 kg
Contacts usage	Standard
Positive opening	With positive opening conforming to EN/IEC 60947-5-1 appendix K
Operating travel	1.5 mm (NC changing electrical state) 2.6 mm (NO changing electrical state) 4.3 mm (total travel)
Operating force	2 N (NC changing electrical state) 2.3 N (NO changing electrical state)
Operating torque	0.05 N.m (NO changing electrical state)
Mechanical durability	5000000 cycles
Tightening torque	0.8...1.2 N.m conforming to EN 60947-1
Shape of screw head	Cross head compatible with Philips no 1 screwdriver Cross head compatible with pozidriv No 1 screwdriver Slotted head compatible with flat $\varnothing 4 \text{ mm}$ screwdriver Slotted head compatible with flat $\varnothing 5.5 \text{ mm}$ screwdriver
Contacts material	Silver alloy (Ag/Ni)
Short-circuit protection	10 A cartridge fuse type gG conforming to EN/IEC 60947-5-1
[Ith] conventional free air thermal current	10 A conforming to EN/IEC 60947-5-1
[Ui] rated insulation voltage	600 V (degree of pollution: 3) conforming to EN 60947-1
[Uimp] rated impulse withstand voltage	6 kV conforming to EN 60947-1
[Ie] rated operational current	3 A at 240 V, AC-15, A600 conforming to EN/IEC 60947-5-1 6 A at 120 V, AC-15, A600 conforming to EN/IEC 60947-5-1 0.1 A at 600 V, DC-13, Q600 conforming to EN/IEC 60947-5-1 0.27 A at 250 V, DC-13, Q600 conforming to EN/IEC 60947-5-1 0.55 A at 125 V, DC-13, Q600 conforming to EN/IEC 60947-5-1 1.2 A at 600 V, AC-15, A600 conforming to EN/IEC 60947-5-1
Electrical durability	1000000 cycles, AC-15, 2 A at 230 V, operating rate: $\leq 3600 \text{ cyc/h}$, load factor: 0.5 conforming to EN/IEC 60947-5-1 appendix C 1000000 cycles, AC-15, 3 A at 120 V, operating rate: $\leq 3600 \text{ cyc/h}$, load factor: 0.5 conforming to EN/IEC 60947-5-1 appendix C

The information provided in this documentation contains general descriptions and/or technical characteristics of the products contained herein. This documentation is not intended as a substitute for and is not to be used for determining suitability or reliability of these products for specific user applications. It is the duty of any such user or integrator to perform the appropriate and complete risk analysis, evaluation and testing of the products with respect to the relevant specific application or use thereof. Neither Schneider Electric Industries SAS nor any of its affiliates or subsidiaries shall be responsible or liable for misuse of the information contained herein.

1000000 cycles, AC-15, 4 A at 24 V, operating rate: \leq 3600 cyc/h, load factor: 0.5 conforming to EN/IEC 60947-5-1 appendix C
 1000000 cycles, DC-13, 0.2 A at 110 V, operating rate: \leq 3600 cyc/h, load factor: 0.5 conforming to EN/IEC 60947-5-1 appendix C
 1000000 cycles, DC-13, 0.5 A at 24 V, operating rate: \leq 3600 cyc/h, load factor: 0.5 conforming to EN/IEC 60947-5-1 appendix C

Electrical reliability	$\Lambda < 10\text{exp}(-6)$ at 5 V, 1 mA in clean environment conforming to EN/IEC 60947-5-4 $\Lambda < 10\text{exp}(-8)$ at 17 V, 5 mA in clean environment conforming to EN/IEC 60947-5-4
Signalling type	Steady
Current consumption	14 mA
Service life	100000 h at rated voltage and 25 °C
Surge withstand	1 kV conforming to IEC 61000-4-5

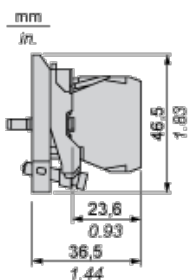
Environment

protective treatment	TH
ambient air temperature for storage	-40...70 °C
ambient air temperature for operation	-40...70 °C
electrical shock protection class	Class I conforming to IEC 60536
standards	EN/IEC 60947-1 EN/IEC 60947-5-1 EN/IEC 60947-5-4 EN/IEC 60947-5-5 JIS C 4520 UL 508 CSA C22.2 No 14
product certifications	BV CSA DNV GL LROS (Lloyds register of shipping) RINA UL listed
vibration resistance	5 gn ($f = 2...500$ Hz) conforming to IEC 60068-2-6
shock resistance	30 gn (duration = 18 ms) for half sine wave acceleration conforming to IEC 60068-2-27 50 gn (duration = 11 ms) for half sine wave acceleration conforming to IEC 60068-2-27
resistance to fast transients	2 kV conforming to IEC 61000-4-4
resistance to electromagnetic fields	10 V/m conforming to IEC 61000-4-3
resistance to electrostatic discharge	6 kV on contact (on metal parts) conforming to IEC 61000-2-6 8 kV in free air (in insulating parts) conforming to IEC 61000-2-6
electromagnetic emission	Class B conforming to IEC 55011

Contractual warranty

Warranty period	18 months 18 months
-----------------	---------------------

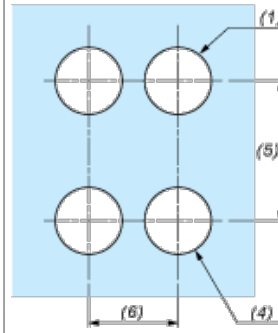
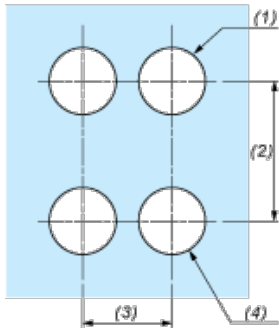
Dimensions



Panel Cut-out for Pushbuttons, Switches and Pilot Lights (Finished Holes, Ready for Installation)

Connection by Screw Clamp Terminals or Plug-in	Connection by Faston Connectors
------------------------------------------------	---------------------------------

Connectors or on Printed Circuit Board



- (1) Diameter on finished panel or support
- (2) 40 mm min. / 1.57 in. min.
- (3) 30 mm min. / 1.18 in. min.
- (4) $\text{Ø } 22.5 \text{ mm} / 0.89 \text{ in.}$ recommended ($\text{Ø } 22.3 \text{ mm }_0^{+0.4} / 0.88 \text{ in. }_0^{+0.016}$)
- (5) 45 mm min. / 1.78 in. min.
- (6) 32 mm min. / 1.26 in. min.