



## Main

Range of product	Harmony XAC
Product or component type	Pendant control station
Device short name	XACB

## Complementary

Control station type	Double insulated
Enclosure material	Glass reinforced polyester
Electrical circuit type	Power circuit
Enclosure type	Complete ready for use
Control station application	Control of single speed hoist motor
Control station composition	2 push-buttons
Control button type	First push-button 2-pole raise, slow Second push-button 2-pole lower, slow
Product compatibility	XESD1191 for reversing operation
Mechanical interlocking	With mechanical interlocking
Control station colour	Yellow
Connections - terminals	Screw clamp terminals 1 x 2.5 mm <sup>2</sup> with or without cable end Screw clamp terminals 2 x 1.5 mm <sup>2</sup> with or without cable end
Standards	EN/IEC 60204-32 EN/IEC 60947-5-1 CSA C22.2 No 14
Product certifications	CSA type 4
Protective treatment	TH
Ambient air temperature for operation	-25...70 °C
Ambient air temperature for storage	-40...70 °C
Vibration resistance	15 gn 10...500 Hz IEC 60068-2-6
Shock resistance	100 gn IEC 60068-2-27
Overvoltage category	Class II IEC 61140
IP degree of protection	IP65 IEC 60529
Mechanical durability	1000000 cycles
Cable entry	Rubber sleeve with stepped entry 10...22 mm
[Ithe] conventional enclosed thermal current	12 A
[Ui] rated insulation voltage	500 V 3 IEC 60947-1 600 V CSA
[Uimp] rated impulse withstand voltage	6 kV IEC 60947-1
Contact operation	Snap action
Operating force	17 N push-button
Short-circuit protection	<= 10 A fuse protection cartridge aM
Rated power in hp	2 hp CSA 240 V 3 hp CSA 600 V 5 hp CSA 400 V
Rated operational power in W	2200 W AC-3 240 V IEC 60947-3 appendix A 2200 W AC-3 400 V IEC 60947-3 appendix A 2200 W AC-4 240 V IEC 60947-3 appendix A 2200 W AC-4 400 V IEC 60947-3 appendix A
Electrical durability	300000 cycles AC-3 2200 W 240 V 10 cyc/mn 0.4 IEC 60947-3 appendix A

The information provided in this documentation contains general descriptions and/or technical characteristics of the products contained herein. This documentation is not intended as a substitute for and is not to be used for determining suitability or reliability of these products for specific user applications. It is the duty of any such user or integrator to perform the appropriate and complete risk analysis, evaluation and testing of the products with respect to the relevant specific application or use thereof. Neither Schneider Electric Industries SAS nor any of its affiliates or subsidiaries shall be responsible or liable for misuse of the information contained herein.

300000 cycles AC-3 2200 W 400 V 10 cyc/mn 0.4 IEC 60947-3 appendix A  
 300000 cycles AC-4 2200 W 240 V 10 cyc/mn 0.4 IEC 60947-3 appendix A  
 300000 cycles AC-4 2200 W 400 V 10 cyc/mn 0.4 IEC 60947-3 appendix A  
 500000 cycles AC-3 1500 W 240 V 10 cyc/mn 0.4 IEC 60947-3 appendix A  
 500000 cycles AC-4 1500 W 240 V 10 cyc/mn 0.4 IEC 60947-3 appendix A  
 800000 cycles AC-3 1500 W 400 V 10 cyc/mn 0.4 IEC 60947-3 appendix A  
 800000 cycles AC-4 1500 W 400 V 10 cyc/mn 0.4 IEC 60947-3 appendix A

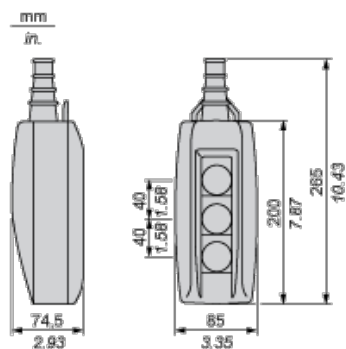
Terminals description ISO n°1	(13-14)NO (23-24)NO (33-34)NO (43-44)NO
Terminal identifier	(11-12)NC (13-14)NO
Product weight	0.355 kg

## Environment

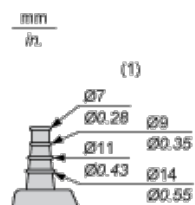
## Contractual warranty

Warranty period	18 months
-----------------	-----------

## Dimensions



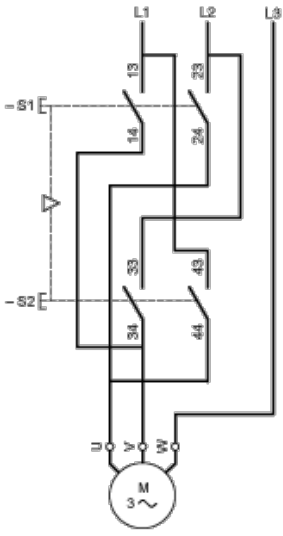
Protective cable sleeves



(1) Internal  $\varnothing$

## Control of Single-Speed Reversing Motor 2-Phase Switching

With XESD1191 contact block, to be ordered separately



Combined with 3-pole isolating block XACS399 or XACS3991, shown in the unoperated position (pendant station "supplied"), fitted with key release trigger action latching Emergency stop operator.

