


## 9001K2L38WH13

white illuminated pushbutton Ø 30 - projecting spring return - 120V - 1OC



### Main

|                                 |                           |
|---------------------------------|---------------------------|
| Range of product                | Harmony 9001K             |
| Product or component type       | Illuminated push-button   |
| Device short name               | 9001K                     |
| Type of operator                | Spring return             |
| Operator profile                | White projecting unmarked |
| Operator additional information | Without guard             |

### Complementary

|   |   |
|---|---|
| Bezel material                              | Chromium plated metal   |
| Mounting diameter                           | 30 mm   |
| Shape of signaling unit head                | Octagonal   |
| Light source                                | Incandescent  |
| Light source                                | Incandescent  |
| Bulb base                                   | BA 9s   |
| Light block supply                          | Direct  |
| [Us] rated supply voltage                   | 120 V AC/DC   |
| Contacts type and composition               | 1 C/O   |
| Connections - terminals                     | Screw clamp terminals (1 x 0.22...2 x 1.5 mm <sup>2</sup> ) conforming to IEC 60947-1   |
| Tightening torque                           | 0.8 N.m conforming to IEC 60947-1   |
| Shape of screw head                         | Cross slotted   |
| Mechanical durability                       | 5000000 cycles  |
| Operating position                          | Any position  |
| [Ie] rated operational current              | 0.55 A at 125 V (DC-13) A600-Q600 conforming to NEMA  |
| [Ui] rated insulation voltage               | 250 V (degree of pollution: 3) conforming to IEC 60947-1  |
| [Uimp] rated impulse withstand voltage      | 2.5 kV conforming to IEC 60947-1  |
| Contacts material                           | Silver alloy contacts   |
| Contact operation                           | Standard  |
| Positive opening                            | Without   |
| Short-circuit protection                    | 10 A cartridge fuse conforming to IEC 60947-5-1   |
| [Ith] conventional free air thermal current | 10 A  |
| [Icm] rated short-circuit making capacity   | <= 12 kA at 125 V (DC-13) 7200 VA<br><= 12 kA at 600 V (AC-15) 7200 VA<br><= 15 kA at 480 V (AC-15) 7200 VA<br><= 30 kA at 240 V (AC-15) 7200 VA<br><= 60 kA at 120 V (AC-15) 7200 VA |
| Rated breaking capacity                     | <= 0.1 kA at 600 V (DC-13)<br><= 0.55 kA at 125 V (DC-13)<br><= 1.2 kA at 600 V (AC-15) 720 VA<br><= 1.5 kA at 480 V (AC-15) 720 VA   |
| CAD overall width                           | 54 mm   |
| CAD overall height                          | 42 mm   |
| CAD overall depth                           | 103 mm  |
| Terminals description ISO n°1               | (13-14-11-12)OF   |
| Product weight                              | 0.166 kg  |
| Device presentation                         | Complete product  |

The information provided in this documentation contains general descriptions and/or technical characteristics of the products contained herein. This documentation is not intended as a substitute for and is not to be used for determining suitability or reliability of these products for specific user applications. It is the duty of any such user or integrator to perform the appropriate and complete risk analysis, evaluation and testing of the products with respect to the relevant specific application or use thereof. Neither Schneider Electric Industries SAS nor any of its affiliates or subsidiaries shall be responsible or liable for misuse of the information contained herein.

## Environment

|                                       |  |
|---------------------------------------|--|
| standards                             | EN/IEC 60947-1<br>EN/IEC 60947-5-1<br>EN/IEC 60947-5-4<br>JIS C 4520<br>JIS C 852<br>UL 508<br>CSA C22.2 No 14 |
| product certifications                | NEMA<br>UL 508   |
| protective treatment                  | TC   |
| ambient air temperature for storage   | -40...70 °C  |
| ambient air temperature for operation | -25...70 °C  |
| vibration resistance                  | 7 gn (f = 2...500 Hz) conforming to IEC 60068-2-6  |
| shock resistance                      | 50 gn conforming to IEC 60068-2-27   |
| overvoltage category                  | Class II conforming to IEC 61140   |
| IP degree of protection               | IP66 conforming to IEC 60529   |
| NEMA degree of protection             | NEMA 1<br>NEMA 12<br>NEMA 13<br>NEMA 2<br>NEMA 3<br>NEMA 3R<br>NEMA 4  |

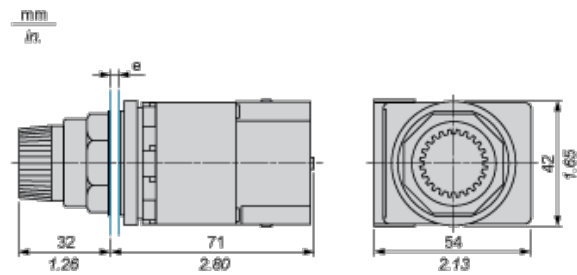
## Offer Sustainability

|                          |   |
|--------------------------|---|
| Sustainable offer status | 785901711353  |
| RoHS (date code: YYWW)   | Compliant - since 0921 - Schneider Electric declaration of conformity |
| REACH                    | Reference not containing SVHC above the threshold                     |

## Contractual warranty

|                 |           |
|-----------------|-----------|
| Warranty period | 18 months |
|-----------------|-----------|

## Dimensions



e panel thickness: 1 to 6 mm/ 0.04 to 0.24 in.

## Contact Block Mounting Position

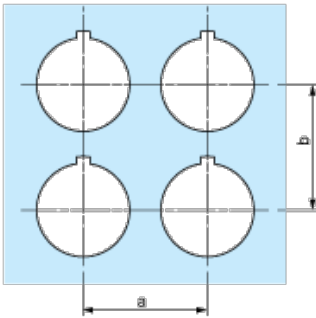
Top and Rear views



- (1) It is possible to mount up to 3 levels of contacts blocks (maximum of 6 contacts blocks)
- (2) Operator
- (3) Locating notch
- (4) Side 1
- (5) Side 2

## Panel Cut-Out

### Clearance



| Legend plate | a min. |      | b min. |      |
|--------------|--------|------|--------|------|
|              | mm     | in.  | mm     | in.  |
| 9001KN2••    | 57.2   | 2.25 | 44.5   | 1.75 |
| 9001KN3••    | 57.2   | 2.25 | 50.8   | 2.00 |

### Individual Cut-outs Details

2 alternatives

