


XB4BG03EX

black key selector switch Ø 22 - 3 positions +/- 45°-
stay put - 2 NO - ATEX



Main

Range of product	Harmony XB4
Product or component type	Complete selector switch
Device short name	XB4
Bezel material	Chromium plated metal
Fixing collar material	Zamak
Head type	Standard
Mounting diameter	22 mm
Sale per indivisible quantity	1
Dust zone	Zone 21 - 22
Type of operator	Stay put
Operator profile	Key switch
Key number	455
Contacts type and composition	2 NO

Complementary

Resistance to high pressure washer	7000000 Pa at 55 °C at 0.1 m
Device mounting	Fixing hole Ø 22.5 mm (22.3 +0.4/0) conforming to EN/IEC 60947-1
Fixing center	>= 30 x 40 mm on support panel
Embedding depth	43 mm
Marking	Ex tb IIIC
Shape of signaling unit head	Round
Operator position information	3 positions +/- 45°
Key withdrawal position	In any position
Contact operation	Slow-break
Contacts usage	Standard contacts
Positive opening	Without
Torque value	0.14 N.m (NO changing electrical state)
Mechanical durability	3000000 cycles
Connections - terminals	Screw clamp terminals, clamping capacity: <= 2 x 1.5 mm ² with cable end conforming to EN/IEC 60947-1 Screw clamp terminals, clamping capacity: >= 1 x 0.22 mm ² without cable end conforming to EN/IEC 60947-1
Tightening torque	0.8...1.2 N.m conforming to EN 60947-1
Shape of screw head	Cross head compatible with Philips no 1 screwdriver Cross head compatible with pozidriv No 1 screwdriver Slotted head compatible with flat Ø 4 mm screwdriver Slotted head compatible with flat Ø 5.5 mm screwdriver
Contacts material	Silver alloy (Ag/Ni)
Short-circuit protection	10 A cartridge fuse type gG conforming to EN/IEC 60947-5-1
[Ith] conventional free air thermal current	10 A conforming to EN/IEC 60947-5-1
[Ui] rated insulation voltage	600 V (degree of pollution: 3) conforming to EN 60947-1
[Uimp] rated impulse withstand voltage	6 kV conforming to EN 60947-1
[Ie] rated operational current	3 A at 240 V AC-15, A600 conforming to EN/IEC 60947-5-1 6 A at 120 V AC-15, A600 conforming to EN/IEC 60947-5-1 0.1 A at 600 V DC-13, Q600 conforming to EN/IEC 60947-5-1 0.27 A at 250 V DC-13, Q600 conforming to EN/IEC 60947-5-1 0.55 A at 125 V DC-13, Q600 conforming to EN/IEC 60947-5-1 1.2 A at 600 V AC-15, A600 conforming to EN/IEC 60947-5-1
Electrical durability	1000000 cycles AC-15, 2 A at 230 V, operating rate: <= 3600 cyc/h, load factor: 0.5 conforming to EN 60947-5-1 : appendix C 1000000 cycles AC-15, 3 A at 120 V, operating rate: <= 3600 cyc/h, load factor: 0.5

The information provided in this documentation contains general descriptions and/or technical characteristics of the products contained herein. This documentation is not intended as a substitute for and is not to be used for determining suitability or reliability of these products for specific user applications. It is the duty of any such user or integrator to perform the appropriate and complete risk analysis, evaluation and testing of the products with respect to the relevant specific application or use thereof. Neither Schneider Electric Industries SAS nor any of its affiliates or subsidiaries shall be responsible or liable for misuse of the information contained herein.

conforming to EN 60947-5-1 : appendix C
 1000000 cycles AC-15, 4 A at 24 V, operating rate: <= 3600 cyc/h, load factor: 0.5
 conforming to EN 60947-5-1 : appendix C
 1000000 cycles DC-13, 0.2 A at 110 V, operating rate: <= 3600 cyc/h, load factor: 0.5
 conforming to EN 60947-5-1 : appendix C
 1000000 cycles DC-13, 0.5 A at 24 V, operating rate: <= 3600 cyc/h, load factor: 0.5
 conforming to EN 60947-5-1 : appendix C

Electrical reliability	$\Lambda < 10\text{exp}(-6)$ at 5 V and 1 mA in clean environment conforming to EN/IEC 60947-5-4 $\Lambda < 10\text{exp}(-8)$ at 17 V and 5 mA in clean environment conforming to EN/IEC 60947-5-4
------------------------	---

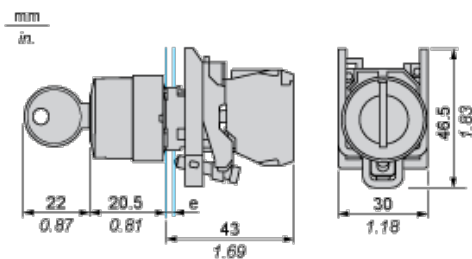
Environment

protective treatment	TH
ambient air temperature for storage	-40...70 °C
ambient air temperature for operation	-20...60 °C
overvoltage category	I conforming to IEC 60536
IP degree of protection	IP65 conforming to IEC 60529
NEMA degree of protection	NEMA 13 NEMA 4X
IK degree of protection	IK06 conforming to IEC 50102
standards	EN 61000-6-2 EN 60079-0 : 2009 EN 60079-31 : 2009 IEC 60079-0 : 2007 IEC 60079-31 : 2008
directives	94/9/EC - ATEX directive
product certifications	INERIS 04ATEX9004U
vibration resistance	5 gn (f = 2...500 Hz) conforming to IEC 60068-2-6
shock resistance	30 gn (duration = 18 ms) for half sine wave acceleration conforming to IEC 60068-2-27 50 gn (duration = 11 ms) for half sine wave acceleration conforming to IEC 60068-2-27

Contractual warranty

Warranty period	18 months 18 months
-----------------	---------------------

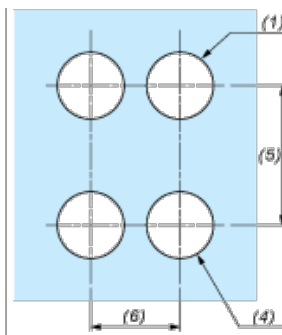
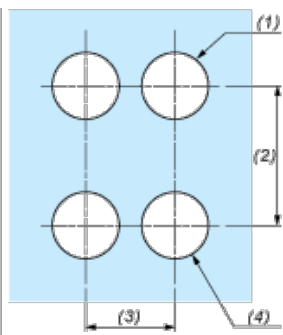
Key Selector Switch



e : support thickness: 1 to 6 mm / 0.04 to 0.24 in.

Panel Cut-out for Pushbuttons, Switches and Pilot Lights (Finished Holes, Ready for Installation)

Connection by Screw Clamp Terminals or Plug-in Connectors or on Printed Circuit Board	Connection by Faston Connectors
---	---------------------------------



- (1) Diameter on finished panel or support
- (2) 40 mm min. / 1.57 in. min.
- (3) 30 mm min. / 1.18 in. min.
- (4) $\varnothing 22.5 \text{ mm} / 0.89 \text{ in. recommended } (\varnothing 22.3 \text{ mm}_0^{+0.4} / 0.88 \text{ in.}_0^{+0.016})$
- (5) 45 mm min. / 1.78 in. min.
- (6) 32 mm min. / 1.26 in. min.