# *Product datasheet*
*Characteristics*

# ZB5FA9
flush mounted pushbutton head with set of 6 colored standard cap

## Main

| | |
|---|---|
| Range of product | Harmony XB5 |
| Product or component type | Head for non-illuminated push-button |
| Device short name | ZB5 |
| Bezel material | Dark grey plastic |
| Mounting diameter | 30 mm |
| Head type | Built-in-flush |
| Sale per indivisible quantity | 1 |
| Shape of signaling unit head | Round |
| Type of operator | Spring return |
| Operator profile | 6 colors choice flush unmarked |
| Operator additional information | With set of 6 color cap |

## Complementary

| | |
|---|---|
| CAD overall width | 37 mm |
| CAD overall height | 37 mm |
| CAD overall depth | 30 mm |
| Product weight | 0.03 kg |
| Mechanical durability | 10000000 cycles |
| Electrical composition code | C15 for 1 contacts using single blocks in front mounting<br>C15 for 1 contacts using single blocks in front mounting<br>C11 for 3 contacts using single blocks in front mounting<br>SF1 for 3 contacts using single blocks in front mounting<br>C1 for 9 contacts using single blocks in front mounting<br>C2 for 9 contacts using single and double blocks in front mounting |

## Environment

| | |
|---|---|
| protective treatment | TH |
| ambient air temperature for storage | -40...70 °C |
| ambient air temperature for operation | -40...70 °C |
| overvoltage category | Class II conforming to IEC 60536 |
| IP degree of protection | IP67<br>IP66 conforming to IEC 60529<br>IP69K<br>IP69 |
| NEMA degree of protection | NEMA 13<br>NEMA 4X |
| resistance to high pressure washer | 7000000 Pa at 55 °C,distance: 0.1 m |
| IK degree of protection | IK03 conforming to IEC 50102 |
| standards | EN/IEC 60947-1<br>EN/IEC 60947-5-1<br>EN/IEC 60947-5-4<br>JIS C 4520<br>UL 508<br>CSA C22.2 No 14 |
| product certifications | BV<br>CSA<br>DNV<br>GL<br>LROS (Lloyds register of shipping)<br>RINA<br>UL listed |

The information provided in this documentation contains general descriptions and/or technical characteristics of the performance of the products contained herein.
This documentation is not intended as a substitute for and is not to be used for determining suitability or reliability of these products for specific user applications.
It is the duty of any such user or integrator to perform the appropriate and complete risk analysis, evaluation and testing of the products with respect to the relevant specific application or use thereof.
Neither Schneider Electric Industries SAS nor any of its affiliates or subsidiaries shall be responsible or liable for misuse of the information contained herein.

| | |
|---|---|
| shock resistance | 30 gn (duration = 18 ms) for half sine wave acceleration conforming to IEC 60068-2-27<br>50 gn (duration = 11 ms) for half sine wave acceleration conforming to IEC 60068-2-27 |
| vibration resistance | 5 gn (f = 2...500 Hz) conforming to IEC 60068-2-6 |

## Offer Sustainability

| | |
|---|---|
| Sustainable offer status | Green Premium product |
| RoHS (date code: YYWW) | Compliant - since 0627 - Schneider Electric declaration of conformity |
| REACh | Reference not containing SVHC above the threshold |
| Product environmental profile | Available |
| Product end of life instructions | Available |

## Dimensions

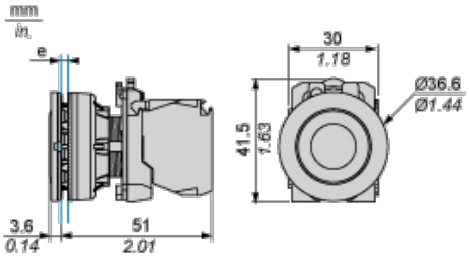


**e:** Clamping thickness: 1 to 6 mm / 0.04 to 0.24 in.

## Panel Cut-out for Pushbuttons, Switches and Pilot Lights (Finished Holes, Ready for Installation)

### Connection by Screw Clamp Terminals or Plug-in Connectors

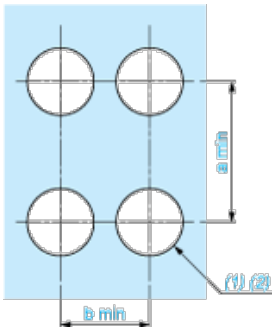


**(1)** Diameter on finished panel or support

**(2)** Ø30.75 mm recommended (Ø30.5 $_{0}^{+0.5}$) / Ø1.21 in. recommended (Ø1.20 in. $_{0}^{+0.0196}$)

| Connections | a in mm | a in in. | b in mm | b in in. |
|---|---|---|---|---|
| By screw clamp terminals or plug-in connector | 40 | 1.57 | 40 | 1.57 |
| By Faston connectors | 45 | 1.77 | 40 | 1.57 |

## Electrical Composition Corresponding to Code C1

## Electrical Composition Corresponding to Code C2



## Electrical Composition Corresponding to Codes C9, C11, SF1 and SR1



## Electrical Composition Corresponding to Code C15

1 N/O

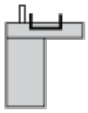

1 N/C

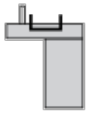

1 N/O + N/C or 1 N/O + N/O or 1 N/C + N/C

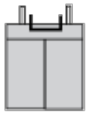

## Legend

Single contact

Double contact

Light block

Possible location