

Main

Range of product	Modicon X80
Accessory / separate part type	Rack

Complementary

Number of slots	4 bus X + Ethernet
Product compatibility	BMXCPS power supply I/O module Specific application module BMEP58... processor
Power consumption in W	2.8 W
Electrical connection	1 connector (XBE) on expansion module
Fixing mode	By 4 M6 screws, mounting on plate By 4 screws - diameter: 4.32...6.35 mm, mounting on panel By 4 screws - diameter: 4.32...6.35 mm, mounting on panel By clips, mounting on 35 mm symmetrical DIN rail
Current consumption	49 mA at 3.3 V DC 118 mA at 24 V DC
MTBF reliability	2000000 H
Product weight	0.705 kg

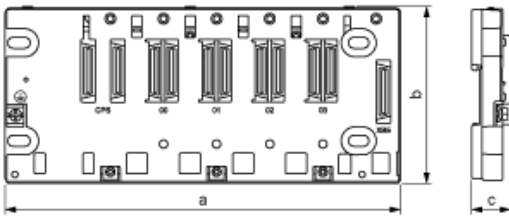
Environment

IP degree of protection	IP20
ambient air temperature for operation	0...60 °C
relative humidity	5...95 % without condensation
directives	2012/19/EU - WEEE directive 2014/30/EU - electromagnetic compatibility 2014/35/EU - low voltage directive
standards	EN 61000-6-2 EN 61000-6-4 EN 61131-2 EN 61010-2-201
protective treatment	TC

Offer Sustainability

Sustainable offer status	Green Premium product
RoHS (date code: YYWW)	Compliant - since 1623 - Schneider Electric declaration of conformity
REACH	Reference not containing SVHC above the threshold
Product environmental profile	Available
Product end of life instructions	Available

Dimensions



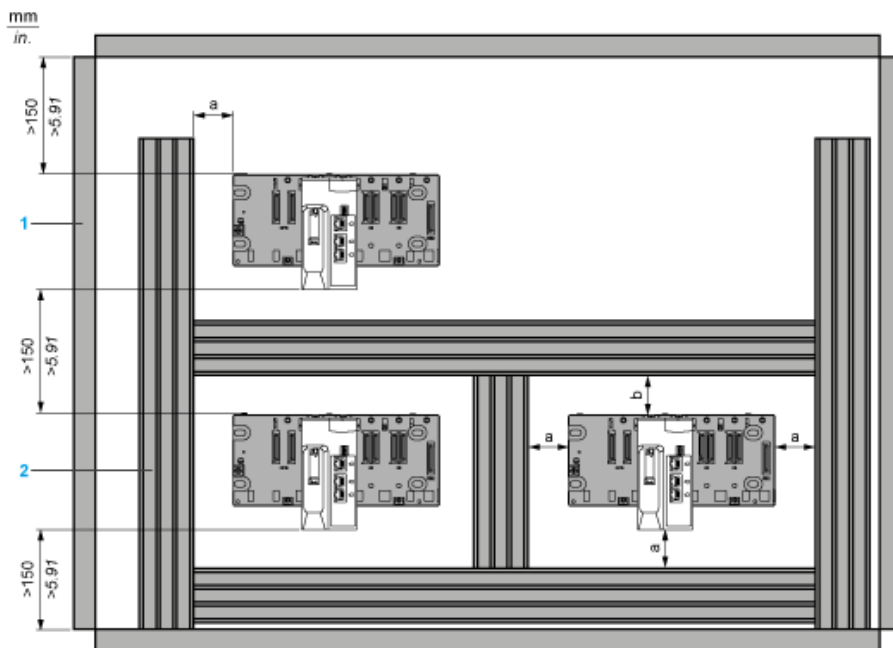
Dimensions in mm

a		b	c
Empty Rack	Rack With Extender Module Mounted		
242.4	243.58	105.11 NOTE: Overall height is 134.6 with a CPU mounted.	19

Dimensions in in.

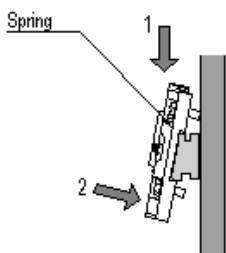
a		b	c
Empty Rack	Rack With Extender Module Mounted		
9.54	9.59	4.14 NOTE: Overall height is 5.30 with a CPU mounted.	0.75

Minimum Clearance

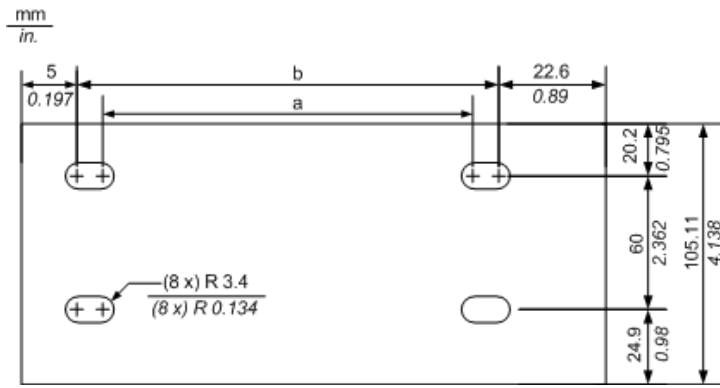


- 1 Installation or casing
- 2 Wiring duct or tray
- a Side and bottom clearance: > 60 mm (2.36 in.)
- b Top clearance: > 80 mm (3.15 in.)

Mounting a Rack on a DIN rail



Mounting and Fastening the Rack on Panels



NOTE: You can use M4, M5, M6, or UNC #6 screws in the fastening holes.

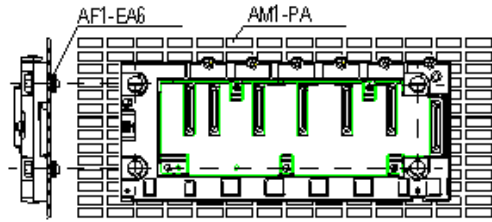
Dimensions in mm

a	b
202.1	214.8

Dimensions in in.

a	b
7.95	8.45

Mounting on Telequik Grid AM1-PA and AM3-PA Mounting Grids



Fasten the rack with four M4, M5, M6 or UNC #6 screws