

Main

Range of product	Modicon X80
Accessory / separate part type	Ruggedized rack
Product specific application	For severe environments

Complementary

Number of slots	4 bus X + Ethernet
Product compatibility	BMXCPS power supply I/O module Specific application module BMEP58... processor
Power consumption in W	2.8 W
Electrical connection	1 connector (XBE) on expansion module
Fixing mode	By 4 M6 screws, mounting on plate By 4 screws - diameter: 4.32...6.35 mm, mounting on panel By 4 screws - diameter: 4.32...6.35 mm, mounting on panel By clips, mounting on 35 mm symmetrical DIN rail
Current consumption	49 mA at 3.3 V DC 118 mA at 24 V DC
MTBF reliability	2000000 H
Product weight	0.705 kg

Environment

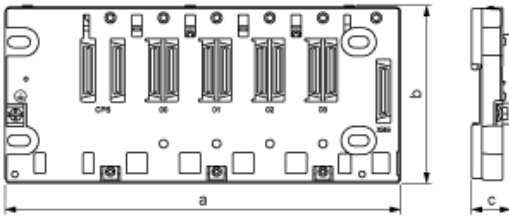
IP degree of protection	IP20
ambient air temperature for operation	-25...70 °C
relative humidity	5...95 % without condensation
directives	2012/19/EU - WEEE directive 2014/30/EU - electromagnetic compatibility 2014/35/EU - low voltage directive
standards	EN 61000-6-2 EN 61000-6-4 EN 61131-2 EN 61010-2-201
protective treatment	Conformal coating Humiseal 1A33 TC
environmental characteristic	3C3 conforming to EN/IEC 60721-3-3 3C4 conforming to EN/IEC 60721-3-3

Offer Sustainability

Sustainable offer status	Green Premium product
RoHS (date code: YYWW)	Compliant - since 1623 - Schneider Electric declaration of conformity
REACH	Reference not containing SVHC above the threshold
Product environmental profile	Available
Product end of life instructions	Available

The information provided in this documentation contains general descriptions and/or technical characteristics of the performance of the products contained herein. This documentation is not intended as a substitute for and is not to be used for determining suitability or reliability of these products for specific user applications. It is the duty of any such user or integrator to perform the appropriate and complete risk analysis, evaluation and testing of the products with respect to the relevant specific application or use thereof. Neither Schneider Electric Industries SAS nor any of its affiliates or subsidiaries shall be responsible or liable for misuse of the information contained herein.

Dimensions



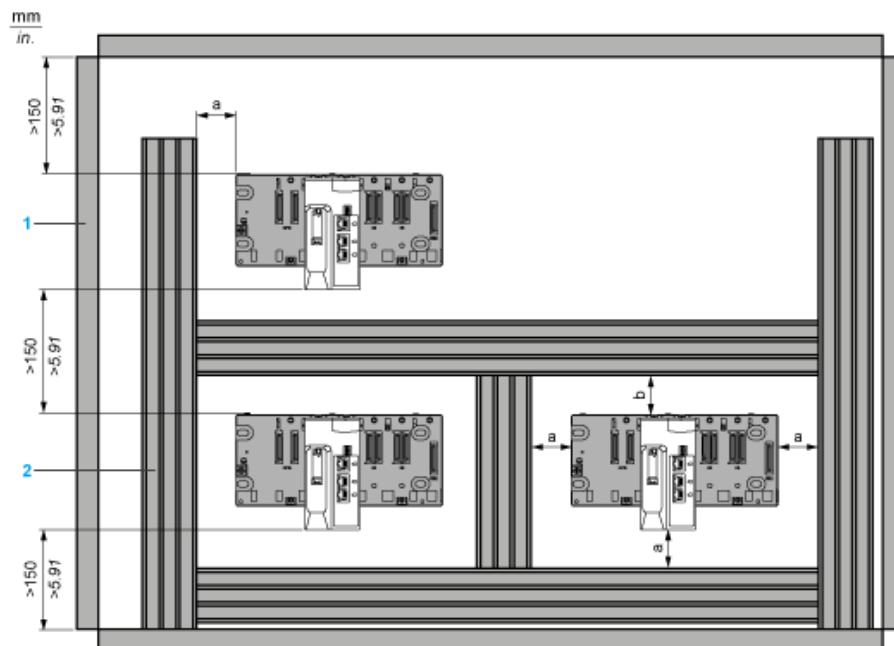
Dimensions in mm

a		b	c
Empty Rack	Rack With Extender Module Mounted		
242.4	243.58	105.11 NOTE: Overall height is 134.6 with a CPU mounted.	19

Dimensions in in.

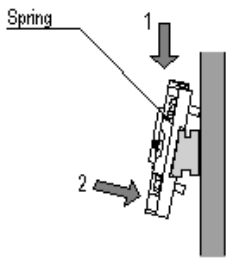
a		b	c
Empty Rack	Rack With Extender Module Mounted		
9.54	9.59	4.14 NOTE: Overall height is 5.30 with a CPU mounted.	0.75

Minimum Clearance

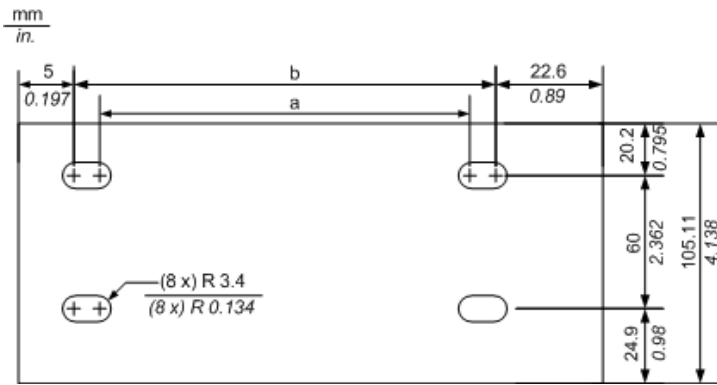


- 1 Installation or casing
- 2 Wiring duct or tray
- a Side and bottom clearance: > 60 mm (2.36 in.)
- b Top clearance: > 80 mm (3.15 in.)

Mounting a Rack on a DIN rail



Mounting and Fastening the Rack on Panels



NOTE: You can use M4, M5, M6, or UNC #6 screws in the fastening holes.

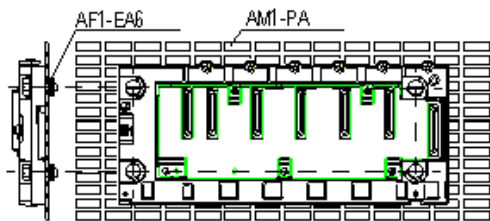
Dimensions in mm

a	b
202.1	214.8

Dimensions in in.

a	b
7.95	8.45

Mounting on Telequick Grid AM1-PA and AM3-PA Mounting Grids



Fasten the rack with four M4, M5, M6 or UNC #6 screws