

XB5KS2B4

continuous or intermittent illuminated red buzzer 24v
ac/dc



Main

Range of product	Harmony XB5
Bezel material	Plastic
Product or component type	Annunciator
Mounting diameter	22 mm
Cap/operator or lens colour	Red

Complementary

[Us] rated supply voltage	24 V (+/- 10 %)
Supply circuit type	AC/DC
Supply frequency	50/60 Hz
Current consumption	<= 58 mA
Signalling type	Continuous or intermittent tone
Resistance to high pressure washer	9000000 Pa at 82 °C, distance: 0.1 m
Height	29 mm
Width	29 mm
Depth	55 mm
Product weight	0.024 kg

Environment

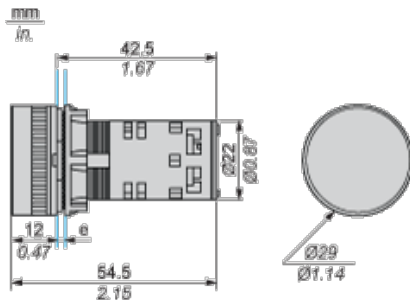
noise level	90 dB 4 kHz 90 dB 6.8 kHz
protective treatment	TH
ambient air temperature for storage	-40...70 °C
ambient air temperature for operation	-40...70 °C
overvoltage category	Class II conforming to IEC 60536
IP degree of protection	IP67 IP66 conforming to IEC 60529 IP69K IP69
NEMA degree of protection	NEMA 13 NEMA 4X
IK degree of protection	IK03 conforming to EN 50102 IK03 conforming to IEC 50102
standards	EN 60947-1 EN 60947-5-1 EN 60947-5-4 IEC 60947-1 IEC 60947-5-1 IEC 60947-5-4 JIS C 4520 UL 508 CSA C22.2 No 14
product certifications	BV CSA DNV GL LROS (Lloyds register of shipping)

The information provided in this documentation contains general descriptions and/or technical characteristics of the products contained herein. This documentation is not intended as a substitute for and is not to be used for determining suitability or reliability of these products for specific user applications. It is the duty of any such user or integrator to perform the appropriate and complete risk analysis, evaluation and testing of the products with respect to the relevant specific application or use thereof. Neither Schneider Electric Industries SAS nor any of its affiliates or subsidiaries shall be responsible or liable for misuse of the information contained herein.

Offer Sustainability

Sustainable offer status	Green Premium product
RoHS (date code: YYWW)	Compliant - since 1746 - Schneider Electric declaration of conformity
REACH	Reference not containing SVHC above the threshold
Product environmental profile	Available
Product end of life instructions	Need no specific recycling operations

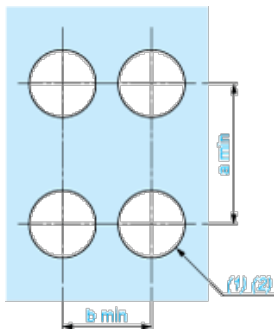
Dimensions



e: Clamping thickness: 1 to 6 mm / 0.04 to 0.24 in.

Panel Cut-out for Buzzer

Connection by Screw Clamp Terminals

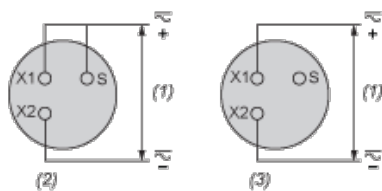


(1) Diameter on finished panel or support

(2) $\varnothing 22.5$ mm recommended ($\varnothing 22.3_{0}^{+0.4}$) / $\varnothing 0.89$ in. recommended ($\varnothing 0.88$ in. $_{0}^{+0.016}$)

Connections	a in mm	a in in.	b in mm	b in in.
By screw clamp terminals or plug-in connector	40	1.57	30	1.18

Cabling of Annunciators



(1) Supply

(2) Intermittent

(3) Continuous