

XU2S18KP340WL5T

light curtain transmitter XU2-S - detection of body -
12..24 V - 3 x 0.34 mm²



Main

Range of product	Preventa Safety detection
Product or component type	Safety thru-beam transmitter photo-electric sensors
Device short name	XU2S
Product compatibility	XPSCM1144 XPSCM1144P
[Sn] nominal sensing distance	8 m

Complementary

Detection system	Transmitter-receiver system
[Us] rated supply voltage	12...24 V DC (10...30 V) against reverse polarity
Current consumption	<= 35 mA no-load
Line of sight type	90° to case axis
Electrical connection	Pre-cabled
Cable outer diameter	5 mm
Cable length	5 m
Cable composition	3 x 0.34 mm ²
Tightening torque	24 N.m fixing nut
Marking	CE
Material	Case : nickel plated brass Lenses : PMMA (polymethyl methacrylate)
Product weight	0.235 kg

Environment

ambient air temperature for operation	-25...55 °C
ambient air temperature for storage	-40...70 °C
IP degree of protection	IP67 conforming to EN/IEC 60529
shock resistance	30 gn (3 axes : 3 times) conforming to EN/IEC 60068-2-27
vibration resistance	7 gn (f = 10...55 Hz) conforming to EN/IEC 60068-2-6

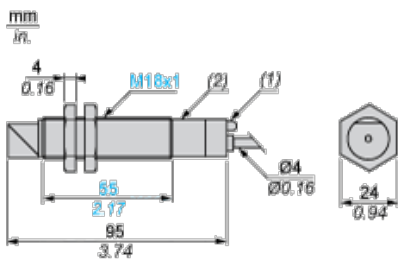
Offer Sustainability

Sustainable offer status	Not Green Premium product
RoHS (date code: YYWW)	Compliant - since 0924 - Schneider Electric declaration of conformity
REACH	Reference not containing SVHC above the threshold

Contractual warranty

Warranty period	18 months
-----------------	-----------

Dimensions



- (1) LED
- (2) Potentiometer

Wiring Schemes (3-wire DC)

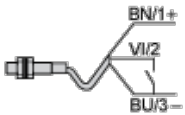
Transmitter



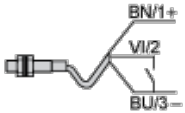
- BU : Blue
- BN : Brown
- VI : Violet
- (1) Test

Beam Break Test

Beam Made

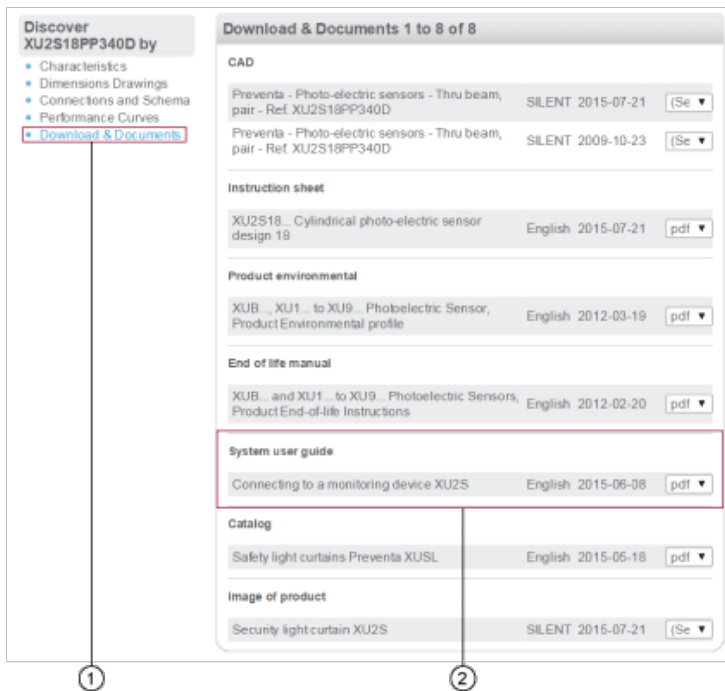


- BU : Blue
- BN : Brown
- VI : Violet
- Beam Broken



- BU : Blue
- BN : Brown
- VI : Violet

Connecting to a Safety Module

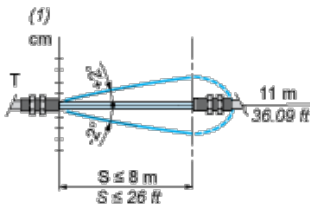


- 1 : Click on Download & Documents
- 2 : Click on System user guide

To have all connection schematics concerning our safety module, select "download and document" and download the file "Connecting to a monitoring device XU2S"

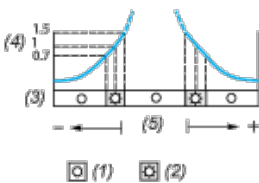
Curves

Infrared Detection Curve



- (1) \varnothing of beam

Verification of Correct Operation



- (1) LED off
- (2) LED on
- (3) Red LED
- (4) Signal level
- (5) Optimum alignment