


XUVF120M12

photo-electric sensor - XUV - frame - 200X120mm - 12..24VDC - M12



Main

Range of product	OsiSense XU
Series name	Application material handling
Electronic sensor type	Photo-electric sensor
Sensor name	XUV
Sensor design	Frame
Detection system	Thru beam
Emission	Infrared
Way dimensions of optical frame	200 x 120 mm
Material	Metal
Supply circuit type	DC
Wiring technique	4-wire
Discrete output type	PNP or NPN
Discrete output function	1 NO or 1 NC programmable
Electrical connection	M12 1 male connector, 4 pins
Product specific application	Dynamic detection of passage of objects Static detection of passage of objects
Minimum object diameter for detection	Dynamic mode : 4 mm (0.1...15 m/s) Static mode : 6 mm

Complementary

Enclosure material	Painted aluminium
Lens material	Altuglass
Type of output signal	Discrete
Output type	Solid state
Add on output	With alarm output
Status LED	1 LED (red) for alarm 1 LED (amber) for output state
[Us] rated supply voltage	24 V DC with reverse polarity protection
Supply voltage limits	18...30 V DC
Switching capacity in mA	<= 100 mA (overload and short-circuit protection)
Switching frequency	> 5000 Hz
Voltage drop	< 2 V (closed state)
Current consumption	<= 150 mA (no-load)
Time delay range	0...5 s off-delay delay
Delay first up	<= 100 ms
Delay recovery	< 0.1 ms
Setting-up	Sensitivity adjustment with potentiometer
Depth	25 mm
Height	230 mm
Width	205 mm
Product weight	1.06 kg

Environment

product certifications	CE CULus
ambient air temperature for operation	0...60 °C
ambient air temperature for storage	-20...80 °C
immunity to ambient light	<= 10000 lux with sunlight

The information provided in this documentation contains general descriptions and/or technical characteristics of the products contained herein. This documentation is not intended as a substitute for and is not to be used for determining suitability or reliability of these products for specific user applications. It is the duty of any such user or integrator to perform the appropriate and complete risk analysis, evaluation and testing of the products with respect to the relevant specific application or use thereof. Neither Schneider Electric Industries SAS nor any of its affiliates or subsidiaries shall be responsible or liable for misuse of the information contained herein.

	<= 3000 lux with incandescent light
vibration resistance	25 gn, amplitude = +/- 2 mm (f = 10...55 Hz) conforming to IEC 60068-2-6
shock resistance	30 gn (duration = 11 ms) conforming to IEC 60068-2-27
IP degree of protection	IP65 conforming to IEC 60529

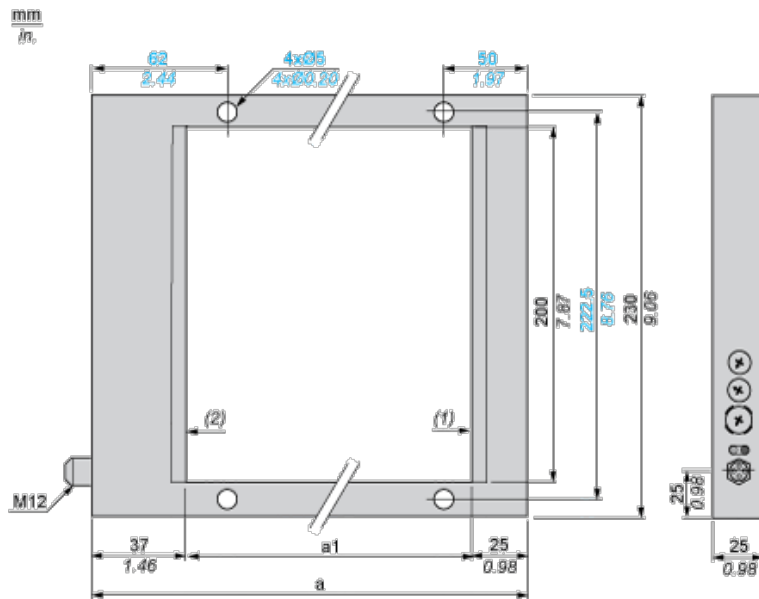
Offer Sustainability

Sustainable offer status	Not Green Premium product
RoHS (date code: YYWW)	Compliant - since 0724 - Schneider Electric declaration of conformity

Contractual warranty

Warranty period	18 months
-----------------	-----------

Dimensions



- (1) Transmitting face
(2) Reception face

Dimensions in mm

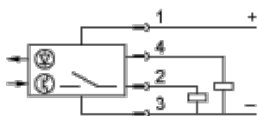
a	a1
182	120

Dimensions in in.

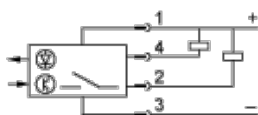
a	a1
7.17	4.72

Wiring Schemes (4-Wire DC)

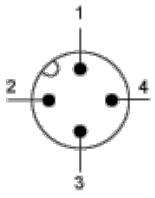
PNP Output



NPN Output



Connector Scheme



- 1 : +
- 2 : Not connected
- 3 : -
- 4 : Output