



Main

Range of product	OsiSense XM
Product or component type	Electronic pressure sensors
Device short name	ZMLP

Complementary

Display range	-14.5...6000
[Us] rated supply voltage	24 V DC SELV, voltage limit: 17...33 V
Current consumption	<= 50 mA
Electrical connection	M12 female connector with 2 pins M12 male connector with 4 pins
Type of output signal	Discrete
Discrete output type	PNP solid state - 2 NO/NC programmable
Switching function	Hysteresis
Maximum switching current	200 mA
Voltage drop	<= 2 V
Adjustable range of switching point on rising pressure	5...98 % of selected display range
Minimum differential travel	10 % of selected display range
Marking	CE
Front material	Polyester
Housing material	PBT Valox
Operating position	Any position
Protection type	Overload protection Overvoltage protection Reverse polarity Short-circuit protection
Response time on output	<= 3 ms for discrete output
Display type	4 digits 7 segments
Local signalling	2 LEDs yellow for light ON when switch is actuated
Response time	300 ms
Delay first up	<= 100 ms
Accuracy	<= - 0.1 % of the measuring range
Measurement accuracy	<= 1 % of the measuring range
Display accuracy	<= 1 % of the measuring range
Mechanical durability	>= 10000000 cycles
Depth	42 mm
Height	77 mm
Width	41 mm
Product weight	0.103 kg
[Uimp] rated impulse withstand voltage	0.5 kV DC

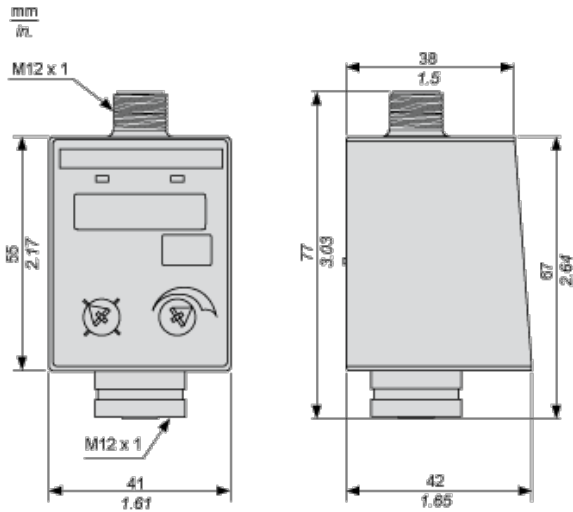
Environment

product certifications	CULus EAC
standards	EN/IEC 61000-6-2 EN/IEC 61000-6-4 UL 508
ambient air temperature for operation	-25...70 °C
ambient air temperature for storage	-30...80 °C
IP degree of protection	IP65 conforming to EN/IEC 60529 IP67 conforming to EN/IEC 60529 IP69K conforming to DIN 40050
vibration resistance	5 gn at 10...2000 Hz conforming to EN/IEC 60068-2-6
shock resistance	25 gn conforming to EN/IEC 60068-2-27
electromagnetic compatibility	Immunity to conducted RF disturbances at 10 V, 0.15...80 MHz conforming to EN/IEC 61000-4-6 Surge immunity test at 1 kV conforming to EN/IEC 61000-4-5 Electrical fast transient/burst immunity test at 2 kV conforming to EN/IEC 61000-4-4 Susceptibility to electromagnetic fields at 10 V/m, 80...2000 MHz conforming to EN/IEC 61000-4-3 Electrostatic discharge immunity test at 8 kV air, 4 kV contact conforming to EN/IEC 61000-4-2

Offer Sustainability

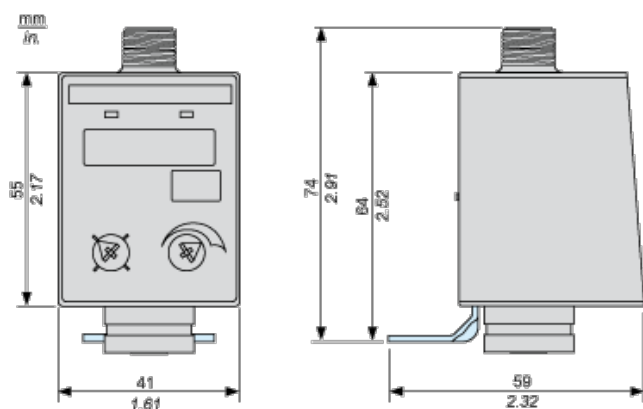
Sustainable offer status	Green Premium product
RoHS (date code: YYWW)	Compliant - since 1406 - Schneider Electric declaration of conformity
REACH	Reference not containing SVHC above the threshold
Product environmental profile	Available
Product end of life instructions	Available

Dimensions



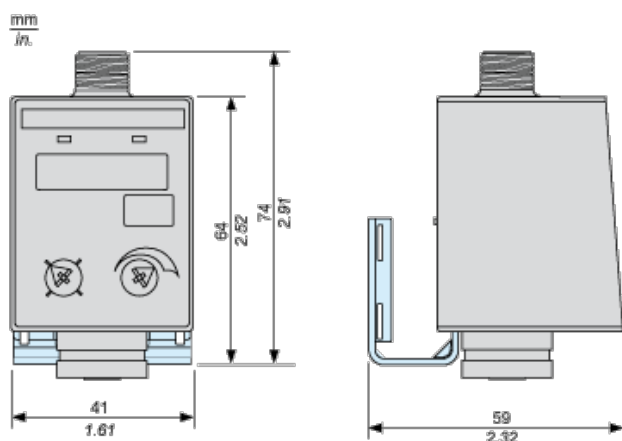
Dimensions

Switch with Metal Bracket for Fixing Horizontally



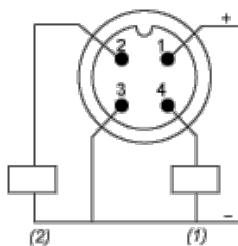
Dimensions

Switch with Metal Bracket for Fixing Vertically or on an Inlet Pipe



Connections and Schema

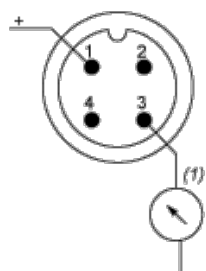
Output M12 Male Connector Wiring



- (1) Out 1
- (2) Out 2

Connections and Schema

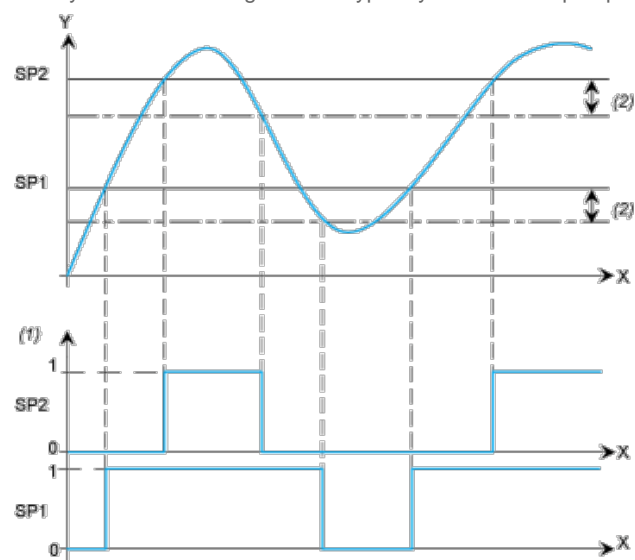
Input M12 Female Connector Wiring



- (1) $I_{in} = 4-20 \text{ mA}$

Two Switching Outputs Description. Hysteresis Mode

The hysteresis switching mode is typically used for the pumping applications



X : Time

Y : Pressure

(1) Output

(2) Fixed hysteresis = 10% of the selected display range

SP1/SP2 :Set points (adjustable from 11% to 98% nominal pressure)