

XB5DSB

hour counter - mechanical 5 digit display - 12..24 V
AC/DC



Main

Range of product	Harmony XB5
Bezel material	Plastic
Product or component type	Hour counter
Mounting diameter	22 mm
Reset	Without

Complementary

[Us] rated supply voltage	12...24 V (+/- 10 %)
Display digits	5
Current consumption	7...15 mA
Resistance to high pressure washer	7000000 Pa at 55 °C, distance: 0.1 m
Mounting mode	Flush-mounted
Mounting support	Panel mounting
Height	30 mm
Width	30 mm
Depth	60 mm
Product weight	0.045 kg

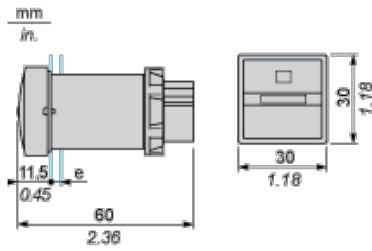
Environment

protective treatment	TH
ambient air temperature for storage	-40...70 °C
ambient air temperature for operation	-25...70 °C
electrical shock protection class	Class II conforming to IEC 60536
IP degree of protection	IP66 conforming to IEC 60529
NEMA degree of protection	NEMA 13 NEMA 4X
standards	EN 60947-1 EN 60947-5-1 EN 60947-5-4 EN 60947-5-5 IEC 60947-1 IEC 60947-5-1 IEC 60947-5-4 IEC 60947-5-5 JIS C 4520 UL 508 CSA C22.2 No 14
product certifications	BV CSA DNV GL LROS (Lloyds register of shipping) RINA UL listed

Contractual warranty

Warranty period	18 months
-----------------	-----------

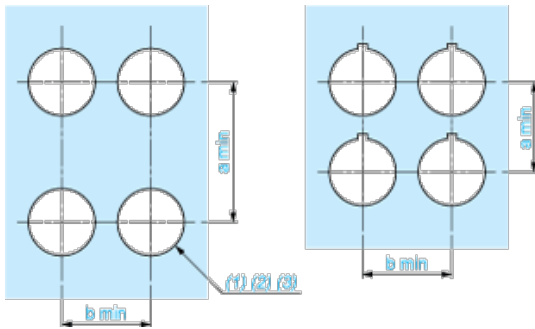
Dimensions



e: panel thickness: 1 to 6 mm / 0.04 to 0.24 in.

Panel Cut-out for Pushbuttons, Switches and Pilot Lights (Finished Holes, Ready for Installation)

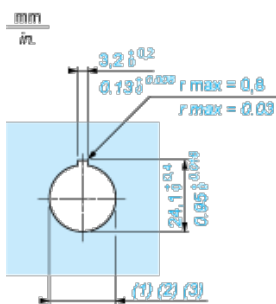
Connection by Screw Clamp Terminals or Plug-in Connectors or on Printed Circuit Board



- (1) Diameter on finished panel or support
- (2) For selector switches and Emergency stop buttons, use of an anti-rotation plate type ZB5AZ902 is recommended.
- (3) $\varnothing 22.5$ mm recommended ($\varnothing 22.3 \text{ }_0^{+0.4}$) / $\varnothing 0.89$ in. recommended ($\varnothing 0.88 \text{ in. }_0^{+0.016}$)

Connections	a in mm	a in in.	b in mm	b in in.
By screw clamp terminals or plug-in connector	40	1.57	30	1.18
By Faston connectors	45	1.77	32	1.26
On printed circuit board	30	1.18	30	1.18

Detail of Lug Recess



- (1) Diameter on finished panel or support
- (2) For selector switches and Emergency stop buttons, use of an anti-rotation plate type ZB5AZ902 is recommended.
- (3) $\varnothing 22.5$ mm recommended ($\varnothing 22.3 \text{ }_0^{+0.4}$) / $\varnothing 0.89$ in. recommended ($\varnothing 0.88 \text{ in. }_0^{+0.016}$)