

Main

| | |
|--------------------------------|----------------------------------|
| Range of product | Modicon M340 automation platform |
| Accessory / separate part type | Rack |

Complementary

| | |
|------------------------|---|
| Number of slots | 6 bus X |
| Product compatibility | BMXCPS power supply BMXP34 processor I/O module Specific application module |
| Power consumption in W | 1.5 W |
| Electrical connection | 1 connector (XBE) expansion module |
| Fixing mode | By 4 M6 screws plate By clips 35 mm symmetrical DIN rail By 4 screws 4.32...6.35 mm panel |
| Product weight | 0.79 kg |

Environment

| | |
|---------------------------------------|--------------------------------|
| IP degree of protection | IP20 |
| Ambient air temperature for operation | 0...60 °C |
| Relative humidity | 10...95 % without condensation |
| Protective treatment | TC |

Offer Sustainability

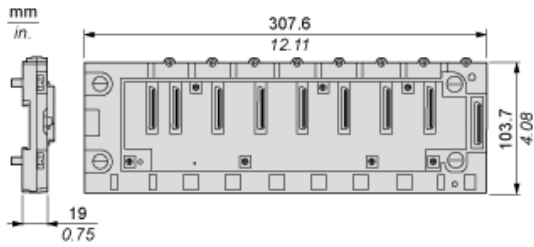
| | |
|--------------------------|---|
| Sustainable offer status | Green Premium product |
| RoHS (date code: YYWW) | Compliant - since 0612 - Schneider Electric declaration of conformity Schneider Electric declaration of conformity |
| REACH | Reference not containing SVHC above the threshold Reference not containing SVHC above the threshold |

| | |
|----------------------------------|--|
| Product environmental profile | Available Product Environmental Profile |
| Product end of life instructions | Available End of Life Information |

Contractual warranty

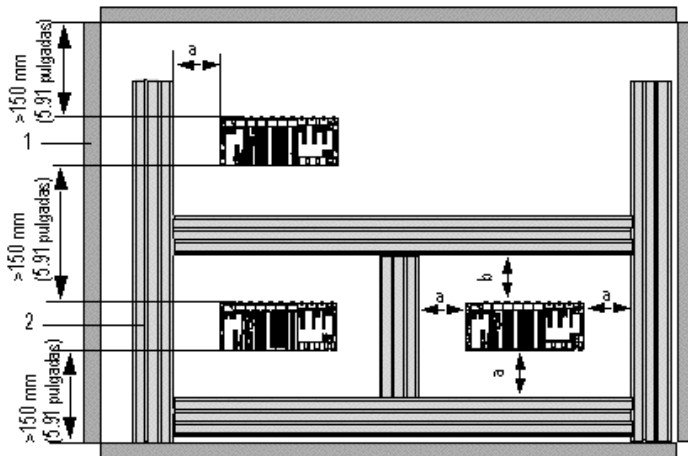
| | |
|-----------------|-----------|
| Warranty period | 18 months |
|-----------------|-----------|

Dimensions



Rack Installation in a Cabinet

Minimum Clearance



a Greater than or equal to 60 mm (2.36 in.)

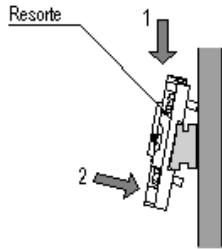
b Greater than or equal to 80 mm (3.15 in.)

1 Installation or casing

2 Wiring duct or tray

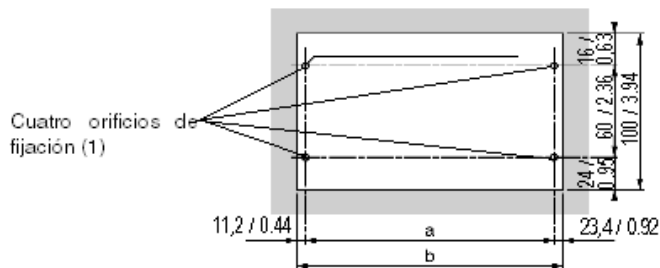
Mounting and Fastening the Racks

Mounting on 35 mm (1.38 in.) Wide and 15 mm (0.59 in.) Deep DIN Rails with Four HM6 Screws



Mounting on Panels

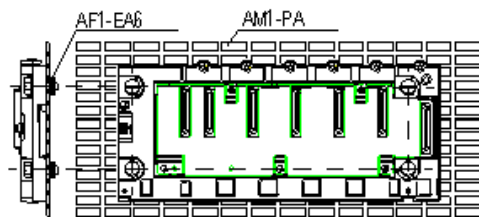
Dimensions in mm / in.



(1) The diameter of the fastening holes must allow use of M4, M5, M6 and UNC #6 screws.

| Rack | a | b | Size of the rack and extension module |
|----------------------------|-----------------------|-----------------------|---------------------------------------|
| BMXXBP040 and BMXXBP0400H | 207.8 mm (8.187 in.) | 242.2 mm (9.543 in.) | 243.4 mm (9.59 in.) |
| BMXXBP0600 and BMXXBP0600H | 273 mm (10.756 in.) | 307.6 mm (12.12 in.) | 308.8 mm (12.167 in.) |
| BMXXBP0800 and BMXXBP0800H | 338.2 mm (13.325 in.) | 372.8 mm (14.69 in.) | 374 mm (14.736 in.) |
| BMXXBP1200 and BMXXBP1200H | 468.6 mm (18.463 in.) | 503.2 mm (19.826 in.) | 504.4 mm (19.873 in.) |

Mounting on Telequick AM1-PA and AM3-PA Mounting Grids



Fasten the rack with four M4, M5, M6 or UNC #6 screws.