

XS218B4NAL2

inductive sensor XS2 M18 - L41mm - brass -
Sn16mm - 12..24VDC - cable 2m



Main

Range of product	OsiSense XS
Series name	General purpose
Sensor type	Inductive proximity sensor
Device application	Mobile equipment
Sensor name	XS2
Sensor design	Cylindrical M18
Size	41 mm
Body type	Fixed
Detector flush mounting acceptance	Non flush mountable
Material	Metal
Type of output signal	Discrete
Wiring technique	3-wire
[Sn] nominal sensing distance	16 mm
Discrete output function	1 NO
Output circuit type	DC
Discrete output type	NPN
Electrical connection	Cable
Cable length	2 m
[Us] rated supply voltage	12...24 V DC with reverse polarity protection
Switching capacity in mA	<= 200 mA with overload and short-circuit protection
IP degree of protection	IP67 conforming to DIN 40050 IP65 conforming to IEC 60529 IP69K

Complementary



Thread type	M18 x 1
Detection face	Frontal
Front material	PPS

Enclosure material	Nickel plated brass
Operating zone	0...12.8 mm
Differential travel	1...15% of Sr
Cable composition	3 x 0.34 mm ²
Wire insulation material	PvR
Status LED	1 LED yellow for output state
Supply voltage limits	10...36 V DC
Switching frequency	<= 1000 Hz
Voltage drop	<= 2 V at closed state
Current consumption	<= 10 mA at no-load
Delay first up	<= 15 ms
Delay response	<= 0.3 ms
Delay recovery	<= 0.7 ms
Marking	CE
Threaded length	21 mm
Length	41 mm
Product weight	0.105 kg

Environment

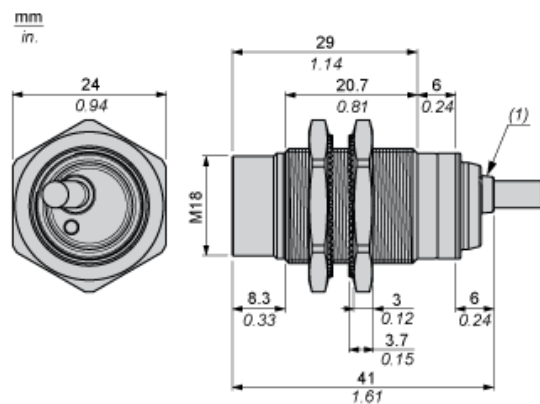
Product certifications	E2 UL CSA
Ambient air temperature for operation	-25...70 °C
Ambient air temperature for storage	-40...85 °C
Vibration resistance	25 gn amplitude = +/- 2 mm (f = 10...55 Hz) conforming to IEC 60068-2-6
Shock resistance	50 gn for 11 ms conforming to IEC 60068-2-27

Offer Sustainability

Sustainable offer status	Green Premium product
RoHS (date code: YYWW)	Compliant  Schneider Electric declaration of conformity
REACH	Reference not containing SVHC above the threshold Reference not containing SVHC above the threshold
Product environmental profile	Available  End of Life Information
Product end of life instructions	Available

Dimensions

Pre-cabled

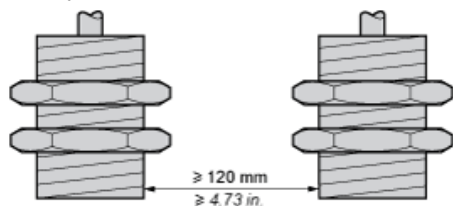


(1) Yellow LED (Output state indication)

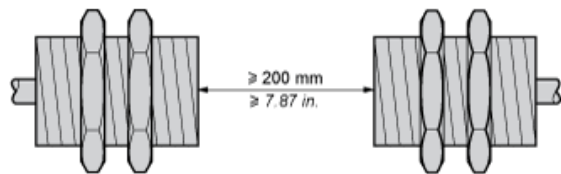
Mounting and Clearance

Minimum Mounting Distances

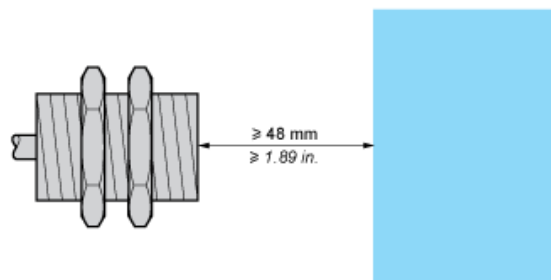
Side by Side



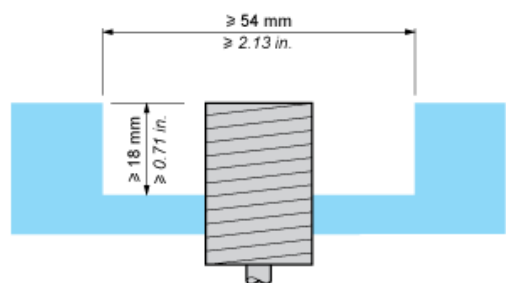
Face to Face



Facing a Metal Object



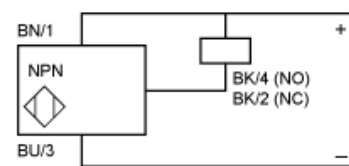
Mounted in a Metal Support



Connection and Schema

Wiring Schemes

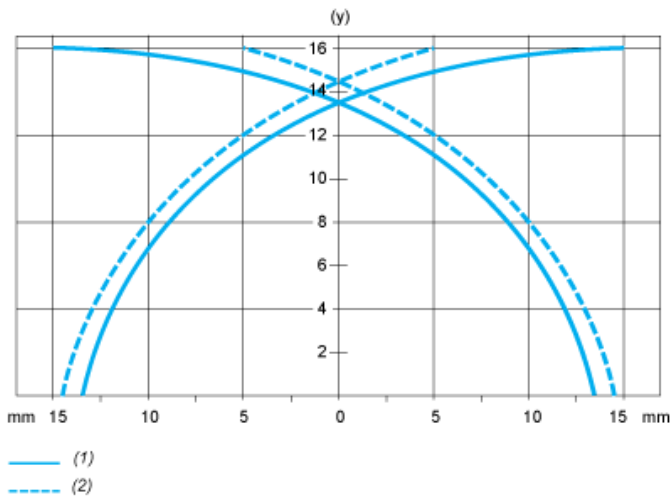
NPN 3-wire



BN : Brown
BK : Black
BU : Blue

Performance Curves

Standard Steel Target: 24 x 24 x 1 mm
Operating zone: 0...12.8 mm



- (y) Sensing distance in mm
(1) Pick-up points
(2) Drop-out points (object approaching from the side)