



### Main

Range of product	OsiSense XX
Sensor type	Ultrasonic sensor
Series name	General purpose
Sensor name	XX2
Sensor design	Cylindrical M30
Detection system	Diffuse
[Sn] nominal sensing distance	8 m adjustable with teach push-button
Material	Plastic
Type of output signal	Discrete
Discrete output function	2 NO
Wiring technique	4-wire
Discrete output type	PNP
[Us] rated supply voltage	12...24 V DC with reverse polarity protection
Electrical connection	Male connector M12 4 pins
Product specific application	For 2 levels monitoring
[Sd] sensing range	0.3...8 m
Beam angle	16 °
IP degree of protection	IP67 conforming to IEC 60529

### Complementary

Enclosure material	ULTEM
Front material	Silicone
Thread type	M30 x 1.5
Supply voltage limits	10...28 V DC
Function available	Without synchronisation mode
[Sa] assured operating distance	0.3...8 m (teach mode)
Maximum differential travel	12.7 mm
Blind zone	0...300 mm
Transmission frequency	75 kHz
Repeat accuracy	2.54 %

Deviation angle from 90° of object to be detected	-5...5 °
Minimum size of detected object	Cylinder diameter 50.8 mm at 4.732 m
Status LED	1 LED (green/red (flashing)) for output state 1 LED (green/red (flashing)) for setting-up assistance 1 LED (yellow) for distance indication
Current consumption	100 mA
Maximum switching current	100 mA with overload and short-circuit protection
Voltage drop	< 1 V
Delay first up	1000 ms
Delay response	150 ms
Delay recovery	1000 ms
Marking	CE
Threaded length	64.3 mm
Height	44 mm
Width	44 mm
Depth	118 mm
Product weight	0.11 kg

## Environment

Standards	IEC 60947-5-2
Product certifications	CCSAus UL
Ambient air temperature for operation	-20...60 °C
Ambient air temperature for storage	-10...80 °C
Vibration resistance	+/-1 mm conforming to IEC 60068-2-6 10...55 Hz
Shock resistance	30 gn in all 3 axes for 11 ms conforming to IEC 60068-2-27
Resistance to electrostatic discharge	8 kV level 4 conforming to IEC 61000-4-2
Resistance to electromagnetic fields	10 V/m level 3 conforming to IEC 61000-4-3
Resistance to fast transients	1 kV level 3 conforming to IEC 61000-4-4

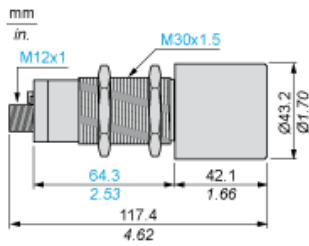
## Offer Sustainability

RoHS (date code: YYWW)	Compliant - since 1140 - Schneider Electric declaration of conformity <a href="#">Schneider Electric declaration of conformity</a>
REACH	Reference contains SVHC above the threshold - Go to CaP for more details <a href="#">Go to CaP for more details</a>
Product end of life instructions	Available <a href="#">End of Life Information</a>

## Contractual warranty

Warranty period	18 months
-----------------	-----------

Dimensions

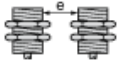


---

Minimum Mounting Distances

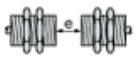
---

Side by side



e :      respect the distances indicated on the detection curves

Face to face



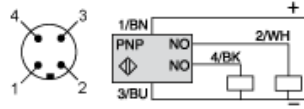
e >      4 x Sn

---

Wiring Diagram

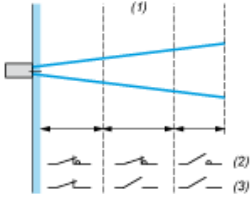
---

NO + NO outputs, PNP



- (1) (+) Brown
- (2) NO output (White)
- (3) (-) Blue
- (4) NO output (Black)
- BN Brown
- WH White
- BU Blue
- BK Black

Operating Curves



- (1) Adjustable detection zone
- (2) Output pin 4 BK
- (3) Output pin 2 WH