


Glass Passivated Rectifier Diodes

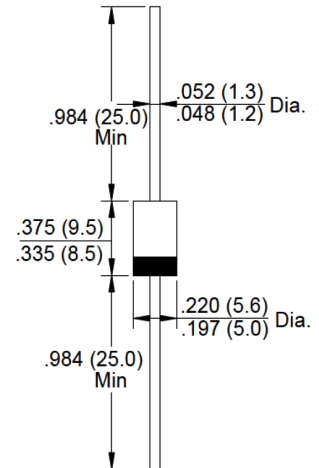
V_{RRM} - 100 Volts to 1000 Volts, 3A

multicomp PRO



**RoHS
Compliant**

DO-201AA (DO-27)



Dimensions : Inches (Millimetres)

Features

- Low cost
- Ultra fast switching for high efficiency
- Low reverse leakage current
- Low forward voltage drop
- High surge capacity
- The plastic material carries UL recognition 94V-0
- Lead free
- Case style: DO-201AD (DO-27) molded plastic

Maximum Ratings and Electrical Characteristics

Rating at 25°C ambient temperature unless otherwise specified.

Single phase, half wave, 60Hz, resistive or inductive load.

For capacitive load, derate current by 20%.

Characteristics	Symbol	1N5401G	1N5402G	1N5404G	1N5406G	1N5407G	1N5408G	Unit
Maximum Repetitive Peak Reverse Voltage	V _{RRM}	100	200	400	600	800	1000	V
Maximum RMS Voltage	V _{RMS}	70	140	280	420	560	700	
Maximum DC Blocking Voltage	V _{DC}	100	200	400	600	800	1000	
Maximum Average Forward Rectified Current @ T _A = 55°C	I _(AV)	3						A
Peak Forward Surge Current, 8.3mS Single Half Sine-Wave, Superimposed on Rated Load (JEDEC Method)	I _{FSM}	125						A
I ² t Rating for Fusing (t<8.3mS)	I ² t	64.8						A ² s
Peak Forward Voltage at 3A DC (Note1)	V _F	1.1						V
Max. DC Reverse Current @ T _J =25°C Rated DC Blocking Voltage @ T _J =125°C	I _R	5 200						µA
Typical Junction Capacitance (Note 2)	C _J	50			35			pF
Typical Thermal Resistance Junction to Ambient	R _{θJA}	15						°C/W
Operating Junction Temperature Range	T _J	-55 to +150						°C
Storage Temperature Range	T _{STG}							

Notes:

1. 300µS pulse width, 2%duty cycle
2. Measured at 1 MHz and applied reverse voltage of 4V DC
3. The typical data above is for reference only.

Newark.com/exclusive-brands
Farnell.com/exclusive-brands
Element14.com/exclusive-brands

multicomp PRO

Glass Passivated Rectifier Diodes

V_{RRM} - 100 Volts to 1000 Volts, 3A

multicomp PRO

Rating and Characteristic Curves

Fig. 1 - Forward Current Derating Curve

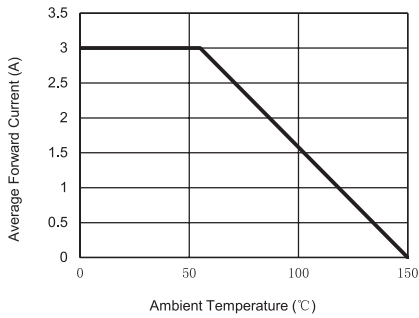


Fig. 2 - Maximum Non-Repetitive Surge Current

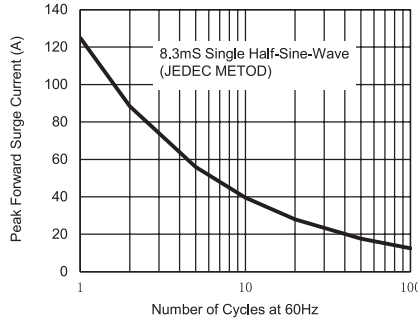


Fig. 3 - Typical Reverse Characteristics

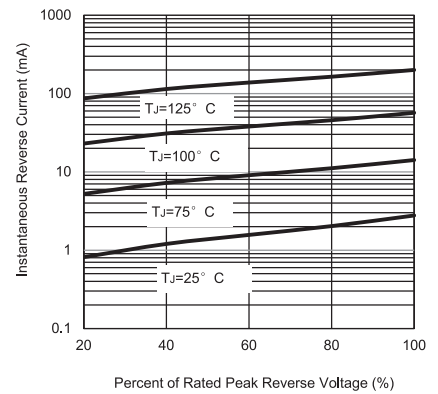


Fig. 4 - Typical Forward Characteristics

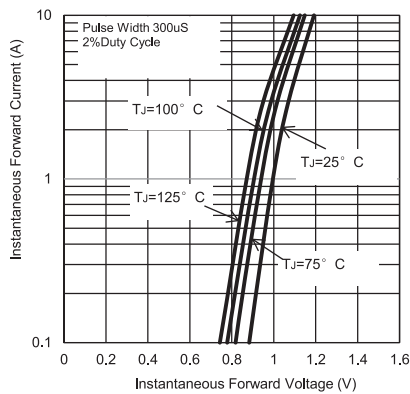
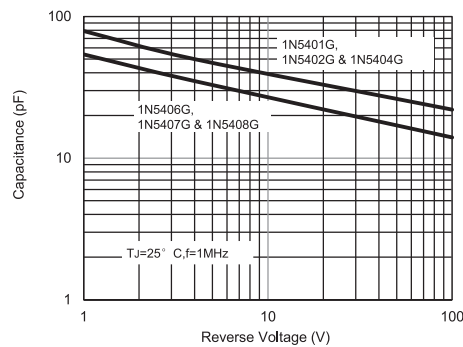


Fig. 5 - Typical Junction Capacitance



Part Number Table

Description	Part Number
Rectifier Diode, 100V, 3A, DO-201AA (DO-27)	1N5401G
Rectifier Diode, 200V, 3A, DO-201AA (DO-27)	1N5402G
Rectifier Diode, 400V, 3A, DO-201AA (DO-27)	1N5404G
Rectifier Diode, 600V, 3A, DO-201AA (DO-27)	1N5406G
Rectifier Diode, 800V, 3A, DO-201AA (DO-27)	1N5407G
Rectifier Diode, 1kV, 3A, DO-201AA (DO-27)	1N5408G

Important Notice : This data sheet and its contents (the "Information") belong to the members of the AVNET group of companies (the "Group") or are licensed to it. No licence is granted for the use of it other than for information purposes in connection with the products to which it relates. No licence of any intellectual property rights is granted. The Information is subject to change without notice and replaces all data sheets previously supplied. The Information supplied is believed to be accurate but the Group assumes no responsibility for its accuracy or completeness, any error in or omission from it or for any use made of it. Users of this data sheet should check for themselves the Information and the suitability of the products for their purpose and not make any assumptions based on information included or omitted. Liability for loss or damage resulting from any reliance on the Information or use of it (including liability resulting from negligence or where the Group was aware of the possibility of such loss or damage arising) is excluded. This will not operate to limit or restrict the Group's liability for death or personal injury resulting from its negligence. Multicomp Pro is the registered trademark of Premier Farnell Limited 2019.

Newark.com/exclusive-brands
 Farnell.com/exclusive-brands
 Element14.com/exclusive-brands

multicomp PRO