

## VSPC VSPC 4SL 24VAC R

**Weidmüller Interface GmbH & Co. KG**  
Klingenbergstraße 16  
D-32758 Detmold  
Germany  
Fon: +49 5231 14-0  
Fax: +49 5231 14-292083  
www.weidmueller.com



Binary signal (SL – Symmetrical Load) protection includes the following signals:

- Switching signals with and without a common reference potential e.g. 5 V – 24V – 60 V
- Two-conductor systems usually involve a common reference potential of binary sensors, actuators and indicators such as limit switches, buttons, position sensors, photoelectric barriers, contactors, solenoid valves, indicator lamps, etc.
- Pluggable arrester, for interruption-free and impedance-neutral plug-in and pull-out
- Can be tested with the V-TEST testing device
- Version with floating-earth PE connection used to avoid interference currents resulting from differences in potential
- For use in compliance with the IEC 62305 and IEC 61643-22 installation standards (D1, C1, C2 and C3)
- Integrated PE foot safely discharges up to 20 kA (8/20  $\mu$ s) and 2.5 kA (10/350  $\mu$ s) to the PE
- Colour coding of the voltage levels for fast identification on the panel
- Safety function through coding elements for different voltage levels

### General ordering data

Type	VSPC 4SL 24VAC R
Order No.	<a href="#">895160000</a>
Version	Surge protection for instrumentation and control, 24 V, 34 V, 300 mA, IEC 61643-21
GTIN (EAN)	4032248742844
Qty.	1 pc(s).

**VSPC**  
**VSPC 4SL 24VAC R**

**Weidmüller Interface GmbH & Co. KG**  
 Klingenbergstraße 16  
 D-32758 Detmold  
 Germany  
 Fon: +49 5231 14-0  
 Fax: +49 5231 14-292083  
 www.weidmueller.com

**Technical data****Dimensions and weights**

Width	17.8 mm	Width (inches)	0.701 inch
Height	98 mm	Height (inches)	3.858 inch
Depth	69 mm	Depth (inches)	2.717 inch
Net weight	51 g		

**Temperatures**

Humidity	5...96 %	Operating temperature, max.	70 °C
Operating temperature, min.	-40 °C	Storage temperature, max.	80 °C
Storage temperature, min.	-40 °C	Operating temperature	-40 °C...70 °C
Storage temperature	-40 °C...80 °C		

**Probability of failure**

$\lambda_{ges}$	43	MTTF	2,665 Years
PFH in $1 \cdot 10^{-9}$ per hour	10.7	SFF	86.02 %
SIL in compliance with IEC 61508	2		

**Environmental Product Compliance**

REACH SVHC	Lead 7439-92-1
------------	----------------

**Rated data UL**

Certificate No. (UL)	E311081	UL certificate	UL 497b Certificate
----------------------	---------	----------------	---------------------

**CSA protection data**

Gas group C	IIB	Gas group D	IIA
Gas groups A, B	IIC	Input voltage, max. $U_i$	39 V
Internal capacity, max. $C_i$	4 nF	Internal inductance, max. $L_i$	0 $\mu$ H

**General data**

Colour	orange	Design	Terminal, miscellaneous
Optical function display	green = OK; red = arrester is defective - replace	Protection degree	IP20
Segment	Measurement - Monitoring - Setting	UL 94 flammability rating	V-0
Version	with warning function / function indicator	protected binary signals	4

**Insulation coordination acc. to EN 50178**

Pollution severity	2	Surge voltage category	III
--------------------	---	------------------------	-----

**VSPC**  
**VSPC 4SL 24VAC R**

**Weidmüller Interface GmbH & Co. KG**  
 Klingenbergstraße 16  
 D-32758 Detmold  
 Germany  
 Fon: +49 5231 14-0  
 Fax: +49 5231 14-292083  
 www.weidmueller.com

**Technical data****Rated data IEC / EN**

Discharge current $I_{max}$ (8/20 $\mu$ s) GND-PE	10 kA	Discharge current $I_{max}$ (8/20 $\mu$ s) wire-PE	10 kA
Discharge current $I_{max}$ (8/20 $\mu$ s) wire-wire	10 kA	Discharge current $I_n$ (8/20 $\mu$ s) GND-PE	2.5 kA
Discharge current $I_n$ (8/20 $\mu$ s) wire-PE	2.5 kA	Discharge current $I_n$ (8/20 $\mu$ s) wire-wire	2.5 kA
Fuse	0.5 A	Lightning test current, $I_{imp}$ (10/350 $\mu$ s) GND-PE	2.5 kA
Lightning test current, $I_{imp}$ (10/350 $\mu$ s) Wire-PE	2.5 kA	Lightning test current, $I_{imp}$ (10/350 $\mu$ s) wire-wire	2.5 kA
Max. continuous voltage, $U_c$ (AC)	28 V	Max. continuous voltage, $U_c$ (DC)	40 V
Overload - failure mode	Modus 2	Protection level $U_p$ (typ.)	250 V
Protection level on output side Wire-wire 8/20 $\mu$ s, typically	80 V	Protection level, $U_p$ GND - PE	450 V
Pulse-reset capacity	$\leq 40$ ms	Rated voltage (DC)	34 V
Requirements category acc. to IEC 61643-21	C1, C2, C3, D1	Signal transmission properties (-3 dB)	2.7 MHz
Signalling contact	$U_N$ 250 V AC 0.1 A 1CO at VSPC R with VSPC control unit	Standards	IEC 61643-21
Surge current-carrying capacity C1	$< 1$ kA 8/20 $\mu$ s	Surge current-carrying capacity C2	5 kA 8/20 $\mu$ s
Surge current-carrying capacity C3	100 A 10/1000 $\mu$ s	Surge current-carrying capacity D1	2.5 kA 10/350 $\mu$ s
Voltage type	AC	Volume resistance	4.7 $\Omega$

**Further details of approvals**

GOST certificate GOST-Zertifikat

**Connection data**

Type of connection Pluggable in VSPC BASE

**Ratings IECEx/ATEX/cUL**

cUL certificate cUL Certificate

**Classifications**

ETIM 3.0	EC000943	ETIM 4.0	EC000381
ETIM 5.0	EC000943	ETIM 6.0	EC000943
UNSPSC	30-21-19-21	eClass 5.1	27-13-08-01
eClass 6.2	27-13-08-02	eClass 7.1	27-13-08-09
eClass 8.1	27-13-08-11	eClass 9.0	27-13-08-07
eClass 9.1	27-13-08-07		

**Approvals**

Approvals



ROHS Conform

**Data sheet****VSPC  
VSPC 4SL 24VAC R**

**Weidmüller Interface GmbH & Co. KG**  
Klingenbergstraße 16  
D-32758 Detmold  
Germany  
Fon: +49 5231 14-0  
Fax: +49 5231 14-292083  
www.weidmueller.com

**Technical data****Downloads**

Approval/Certificate/Document of Conformity	<a href="#">SIL Paper</a> <a href="#">CE PAPER</a>
Brochure/Catalogue	<a href="#">CAT 4.4 ELECTR 16/17 EN</a>
Engineering Data	<a href="#">EPLAN, WSCAD</a>
Engineering Data	<a href="#">STEP</a>
User Documentation	<a href="#">Instruction sheet</a>

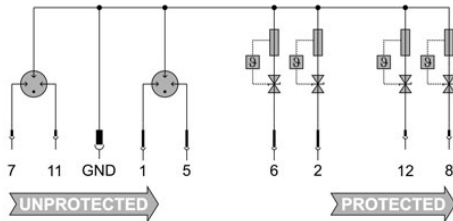
**Data sheet**

**VSPC  
VSPC 4SL 24VAC R**

**Weidmüller Interface GmbH & Co. KG**  
Klingenbergstraße 16  
D-32758 Detmold  
Germany  
Fon: +49 5231 14-0  
Fax: +49 5231 14-292083  
www.weidmueller.com

**Drawings**

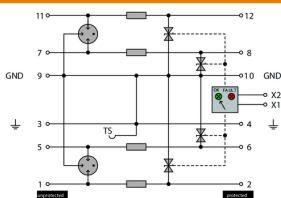
**Electric symbol**



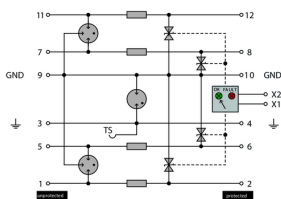
Circuit diagram

Cate- gory	Testing pulse	Surge voltage	Surge current	Pulse Type
C1	Quick- rising edge	0.5 - 2 kV 1.2/50 µs	0.25 - 1 kA mit 8/20 µs	300 Surge voltage arrester
C2	Quick- rising edge	2 - 10 kV 1.2/50 µs	1 - 5 kA mit 8/20 µs	10 Surge voltage arrester
C3	Quick- rising edge	≥ 1 kV with 1 kV/µs	10 - 100 A mit 10/10000 µs	300 Surge voltage arrester
D1	High power	≥ 1 kV	0.5 - 2.5 kA mit 10/350 µs	2 Arrester for lightning current and surge voltages

Discharge capacity



Komplettmodul direkte Erdung, mit Fernmeldung



Komplettmodul indirekte Erdung, mit Fernmeldung  
**Komplettmodul**