

STUDIO 5FRK

FULL RANGE DRIVER

5" / 127 mm
CHASSIS DIAMETER

50 W (A.E.S.)
AES POWER HANDLING

65 Hz - 7 kHz
FREQUENCY RESPONSE

1.0" / 25.4 mm
POLYAMID-IMIDE COATED
COPPER VOICE COIL

90.5 dB
SENSITIVITY (1W/ 1m)

2.5 mm Xmax
MAXIMUM LINEAR
EXCURSION

- Kevlar cone.
- Extended frequency response.

Exceptional efficiency, power handling and frequency coverage from compact dimensions. Primarily for full range sound reinforcement and because of extended frequency response is also suited to multi-unit PA systems. Performance is optimised for full range singular / multiple use.

ELECTRO ACOUSTIC SPECIFICATIONS

Nominal Chassis Diameter	5" / 127 mm
Impedance	4 Ohm / 8 Ohm / 16 Ohm
Power Handling	50 W (A.E.S.)
Peak Power (6dB Crest Factor)	200 W (A.E.S.)
Usable Frequency Range -6dB	65 Hz - 7 kHz
Sensitivity (1 w - 1 m)	90.5 dB
Moving Mass inc. Air Load	7.9 grams
Minimum Impedance Zmin	7.7 Ω
Effective Piston Diameter	4.20" / 106.68 mm
Magnet Weight	18 oz
Magnetic Gap Depth	0.23" / 6.35 mm
Flux Density	1.42 Tesla
Coil Winding Height	0.31" / 8.00 mm
Voice Coil Diameter	1.0" / 25.4 mm

MOUNTING / SHIPPING INFORMATION

Overall Diameter	6" / 152.4 mm
Width Across Flats	5.25" / 133.35 mm
Flange Height	0.27" / 6.9 mm
Baffle Hole Diameter F/M	4.63" / 117.60 mm
Baffle Hole Diameter R/M	4.50" / 114.3 mm
Gasket Supplied	Front & Rear
Outer Fixing Holes	4x Ø 0.218" on 5.468" PCD / 4x Ø 5.5 mm on 138.8 mm PCD
Inner Fixing Holes	N/A
Depth	2.63" / 66.80 mm
Weight	3.10 lb / 1.37 kg
Recommended Enclosure Volume	0.07 - 0.35 cu ft / 2 - 10 Litres
Shipping Weight	3.10 lb / 1.37 kg
Packing Carton Dimensions	(W) 160 (D) 160 (H) 110 mm

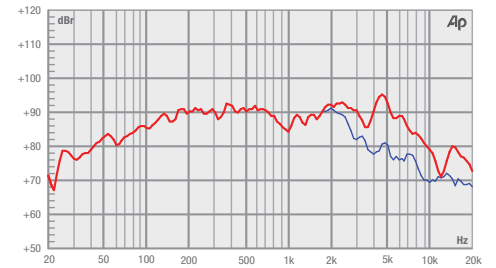
THIELE SMALL PARAMETERS

FS Hz	58 Hz
RE Ohms	6.2 Ω
Qms	7.500
Qes	0.380
Qts	0.360
Vas Ltr	10.90 Litres
Vd Litres	0.022 Litres
CMS (mm/N)	0.953 mm/N
BL T/m	6.85 T/m
Mms (grms)	7.9 grams
Xmax (mm)	2.41 mm
Sd (cm ²)	89.74 cm ²
Efficiency %	0.600%
Le (1k Hz)	0.882 mH
EBP	152.63 Hz

MATERIALS OF CONSTRUCTION

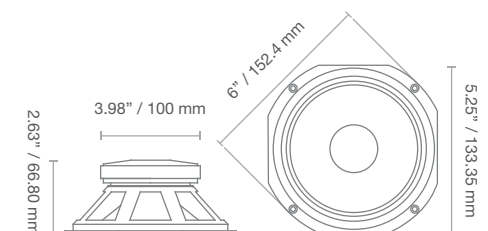
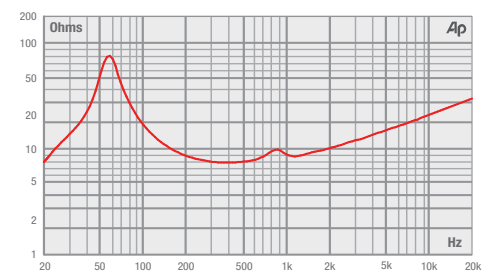
Former Material	Resin Bonded Glass Fibre
Voice Coil	Polyamid-imide Coated Copper
Magnet Material	Ferrite
Chassis	Die-cast Aluminium
Cone	Kevlar
Surround / Edge Termination	Rubber Roll
Dust Dome	Linen
Connectors	0.125" Tab / Solder
Polarity	Positive voltage at red terminal causes forward motion of cone

FREQUENCY RESPONSE DATA†



† Half space response measured in a 975 Litre sealed box.

IMPEDANCE



* Please enquire about alternative impedances.

* A.E.S. power handling test. Pink noise bandpass filtered at 12 dB per octave with cutoff frequencies of 50 Hz and 500 Hz. Driver mounted in free air, test signal applied at rated power for two hours.

* Please note that the frequency response measurements are supplied for comparison only and are not a measure of the low frequency performance which may be achieved in a fully optimised system.