

Inline terminal - IB IL 230 PWR IN-PAC - 2861535

Please be informed that the data shown in this PDF Document is generated from our Online Catalog. Please find the complete data in the user's documentation. Our General Terms of Use for Downloads are valid (<http://phoenixcontact.com/download>)



Inline power terminal block, complete with accessories (connector and labeling field), without fuse, 230 V AC

Product Description


The terminal is designed for use within an Inline station.
The terminal enables the 230 V AC supply voltage to be fed into a 230 V AC area of the Inline station.
An end terminal, which must be used to terminate the 230 V AC area, is supplied as standard with the feed-in terminal.

Your advantages

- Supplying the L phase (230 V AC)
- Diagnostic and status indicators



Key Commercial Data

Packing unit	1 pc
GTIN	 4 017918 907426
GTIN	4017918907426
Weight per Piece (excluding packing)	80.000 g
Custom tariff number	85369010
Country of origin	Germany

Technical data

Note

Utilization restriction	EMC: class A product, see manufacturer's declaration in the download area
-------------------------	---

Dimensions

Width	36.6 mm
Height	119.8 mm
Depth	71.5 mm

Interfaces

Inline terminal - IB IL 230 PWR IN-PAC - 2861535

Technical data

Interfaces

Connection method	Inline data jumper
Interface	Inline local bus

Power supply

I/O voltage	230 V AC
I/O voltage range	207 V AC ... 253 V AC (including all tolerances, including ripple)
Max. current consumption	8 A

General

Type of protection	Surge protection
Weight	80 g

Inline potentials

Designation	I/O supply
Supply voltage	230 V AC (via Inline connector)
Supply voltage range	207 V AC ... 253 V AC
Power supply unit	max. 8 A (nominal value)

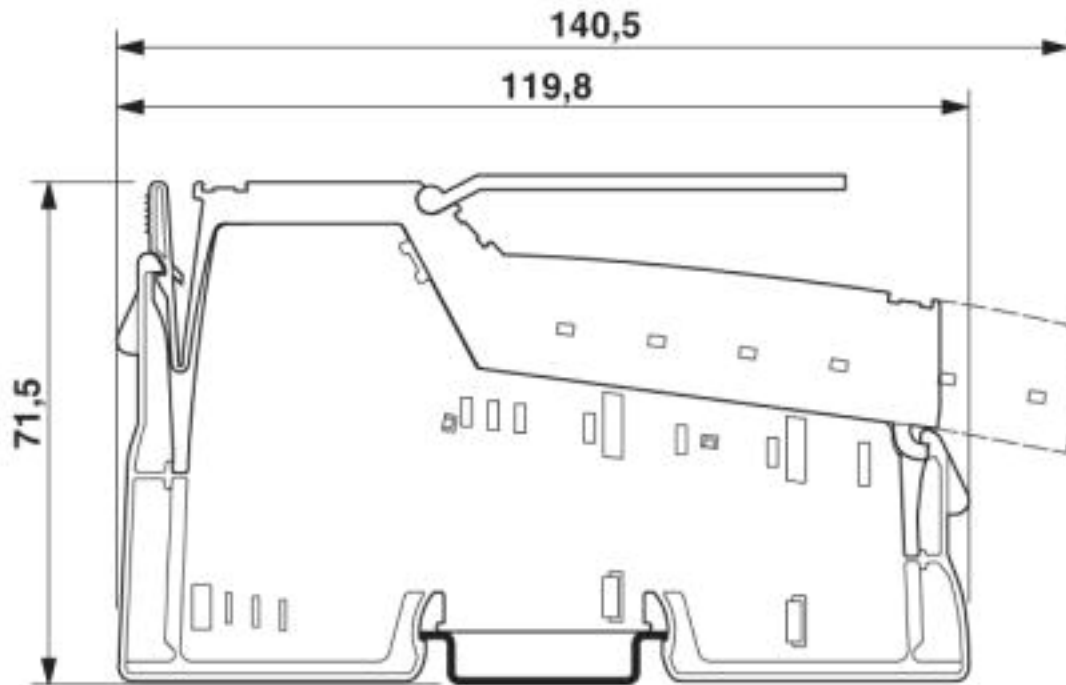
Environmental Product Compliance

China RoHS	Environmentally Friendly Use Period = 50
	For details about hazardous substances go to tab "Downloads", Category "Manufacturer's declaration"

Drawings

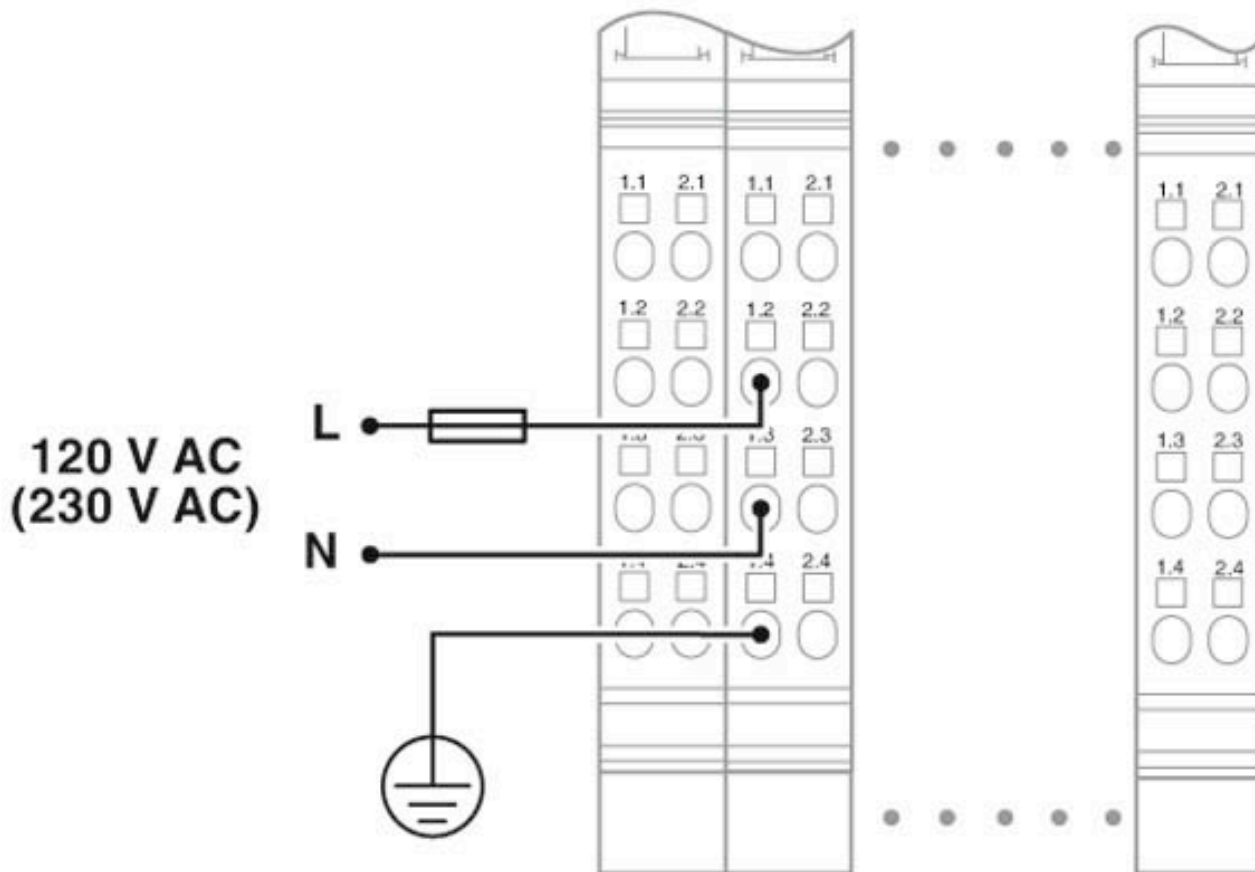
Inline terminal - IB IL 230 PWR IN-PAC - 2861535

Dimensional drawing



Inline terminal - IB IL 230 PWR IN-PAC - 2861535

Connection diagram



Classifications

eCl@ss

eCl@ss 4.0	27250300
eCl@ss 4.1	27250300
eCl@ss 5.0	27250300
eCl@ss 5.1	27242600
eCl@ss 6.0	27242600
eCl@ss 7.0	27242610
eCl@ss 8.0	27242610
eCl@ss 9.0	27242610

ETIM

ETIM 2.0	EC001433
----------	----------

Inline terminal - IB IL 230 PWR IN-PAC - 2861535

Classifications

ETIM

ETIM 3.0	EC001600
ETIM 4.0	EC001600
ETIM 5.0	EC001600
ETIM 6.0	EC001600
ETIM 7.0	EC001600

UNSPSC

UNSPSC 6.01	43172015
UNSPSC 7.0901	43201404
UNSPSC 11	43172015
UNSPSC 12.01	43201404
UNSPSC 13.2	32151602
UNSPSC 18.0	32151602
UNSPSC 19.0	32151602
UNSPSC 20.0	32151602
UNSPSC 21.0	32151602

Approvals

Approvals

Approvals

EAC

Ex Approvals

Approval details

EAC		EAC-Zulassung
-----	---	---------------

Accessories

Accessories

Connector set

Inline terminal - IB IL 230 PWR IN-PAC - 2861535

Accessories

Connector set - IB IL AC-PWR-IN-PLSET - 2740180



Connector set, for Inline input terminal blocks with AC voltage

Labeling panel

Labeling field - IB IL FIELD 2 - 2727501

Labeling field, width: 12.2 mm



Terminal marking

Insert strip - ESL 62X10 - 0809492



Insert strip, Sheet, white, unlabeled, can be labeled with: Office printing systems: Laser printer, mounting type: insert, lettering field size: 62 x 10 mm, Number of individual labels: 72