

Combination type 1/2 protective device - FLT-SEC-H-T1-1C-440/25-FM - 2907259

Please be informed that the data shown in this PDF Document is generated from our Online Catalog. Please find the complete data in the user's documentation. Our General Terms of Use for Downloads are valid (<http://phoenixcontact.com/download>)

Plug-in lightning current arrester, in accordance with Type 1/Class I, with integrated surge-proof fuse, for 1-phase power supply networks with combined PE and N installed in one conductor (L1, PEN).




Your advantages

- ✓ Integrated combination of spark gap without line follow current and surge-proof fuse
- ✓ Can be used without separate backup fuse thanks to integrated overcurrent protection
- ✓ Free of leakage current, suitable for use in the pre-meter area
- ✓ Can be inserted with innovative push-pull locking mechanism
- ✓ Low voltage protection level of 2.5 kV
- ✓ Optical, mechanical status indicator
- ✓ With floating remote indication contact



Key Commercial Data

Packing unit	1 pc
GTIN	 4 055626 176000
GTIN	4055626176000
Weight per Piece (excluding packing)	660.000 g
Custom tariff number	85363030
Country of origin	Germany

Technical data

Dimensions

Height	167 mm
Width	35.5 mm
Depth	74.5 mm
Horizontal pitch	2 Div.

Combination type 1/2 protective device - FLT-SEC-H-T1-1C-440/25-FM - 2907259

Technical data

Ambient conditions

Degree of protection	IP20 (only when all terminal points are used)
Ambient temperature (operation)	-40 °C ... 80 °C
Ambient temperature (storage/transport)	-40 °C ... 80 °C
Altitude	≤ 2000 m (amsl (above mean sea level))
Permissible humidity (operation)	5 % ... 95 %

General

IEC test classification	I / II
	T1 / T2
EN type	T1 / T2
IEC power supply system	TN-C
	TT
Mode of protection	L-N
	L-PE
	L-PEN
	N-PE (4+0)
Mounting type	DIN rail: 35 mm
Color	light grey RAL 7035
	traffic grey A RAL 7042
Housing material	PA 6.6-FR 20 % GF
	PBT-FR
Degree of pollution	2
Flammability rating according to UL 94	V-0
Type	DIN rail module, two-section, divisible
Number of positions	1
Surge protection fault message	Optical, remote indicator contact

Protective circuit

Nominal voltage U_N	400 V AC (TN)
	400 V AC (IT)
Nominal frequency f_N	50 Hz (60 Hz)
Maximum continuous voltage U_C	440 V AC
Residual current I_{PE}	≤ 5 μA
Nominal discharge current I_n (8/20) μs	25 kA
Maximum discharge current I_{max} (8/20) μs	50 kA
Impulse discharge current (10/350) μs, charge	12.5 As
Impulse discharge current (10/350) μs, specific energy	160 kJ/Ω
Impulse discharge current (10/350) μs, peak value I_{imp}	25 kA
Follow current interrupt rating I_{fi}	50 kA
Short-circuit current rating I_{SCCR}	50 kA

Combination type 1/2 protective device - FLT-SEC-H-T1-1C-440/25-FM - 2907259

Technical data

Protective circuit

Voltage protection level U_p	≤ 2.5 kV
Residual voltage U_{res}	≤ 2.1 kV (at I_n)
	≤ 2.8 kV (at 50 kA)
	≤ 1.7 kV (at 12.5 kA)
	≤ 1.5 kV (at 5 kA)
	≤ 1.35 kV (at 2.5 kA)
Front of wave sparkover voltage at 6 kV (1.2/50) μ s	≤ 2.5 kV
TOV behavior at U_T	580 V AC (5 s / withstand mode)
	760 V AC (120 min / withstand mode)
	1640 V AC (200 ms / safe failure mode)
Response time t_A	≤ 100 ns

Indicator/remote signaling

Switching function	PDT contact
Operating voltage	12 V AC ... 250 V AC
	125 V DC (200 mA DC)
Operating current	10 mA AC ... 1 A AC
	1 A DC (30 V DC)
Connection method	Plug-in/screw connection via COMBICON
Screw thread	M2
Tightening torque	0.25 Nm
Stripping length	7 mm
Conductor cross section flexible	0.14 mm ² ... 1.5 mm ²
Conductor cross section solid	0.14 mm ² ... 1.5 mm ²
Conductor cross section AWG	28 ... 16

Connection data

Connection method	Screw connection
Screw thread	M5
Tightening torque	4.5 Nm
Stripping length	18 mm
Conductor cross section flexible	2.5 mm ² ... 35 mm ²
Conductor cross section solid	2.5 mm ² ... 35 mm ²
Conductor cross section AWG	13 ... 2
Connection method	Fork-type cable lug
Conductor cross section flexible	1.5 mm ² ... 16 mm ²

Standards and Regulations

Standards/regulations	IEC 61643-11 2011
	EN 61643-11 2012

Combination type 1/2 protective device - FLT-SEC-H-T1-1C-440/25-FM - 2907259

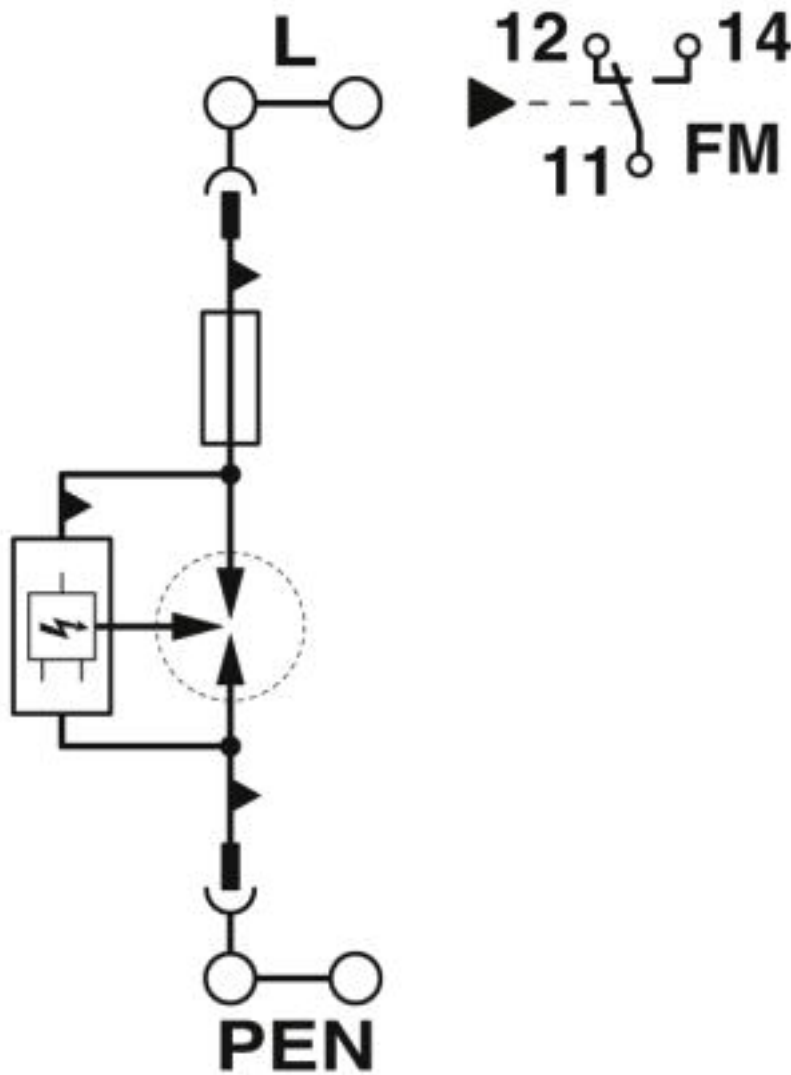
Technical data

Environmental Product Compliance

REACH SVHC	N,N-dimethylacetamide 127-19-5
	Lead 7439-92-1
China RoHS	Environmentally Friendly Use Period = 50
	For details about hazardous substances go to tab "Downloads", Category "Manufacturer's declaration"

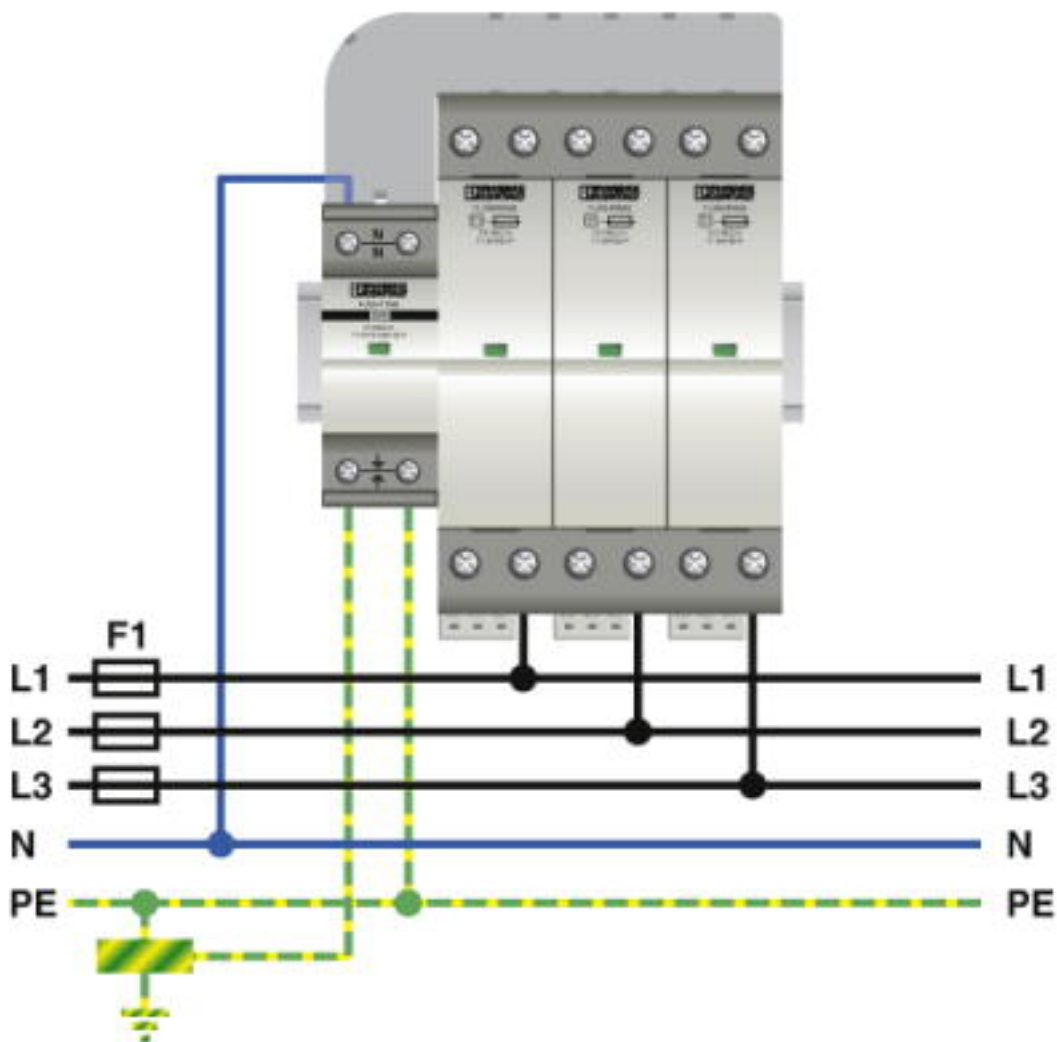
Drawings

Circuit diagram



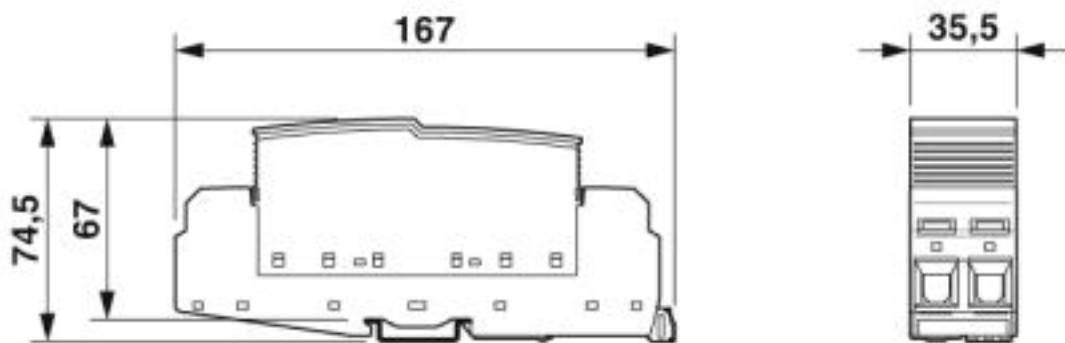
Combination type 1/2 protective device - FLT-SEC-H-T1-1C-440/25-FM - 2907259

Application drawing



Structure of a 3+1 circuit for TN-S/-TT systems with an N/PE spark gap and wiring bridge.

Dimensional drawing



Combination type 1/2 protective device - FLT-SEC-H-T1-1C-440/25-FM - 2907259

Classifications

eCl@ss

eCl@ss 4.0	27130800
eCl@ss 4.1	27130800
eCl@ss 5.0	27130800
eCl@ss 5.1	27130800
eCl@ss 6.0	27130800
eCl@ss 7.0	27130802
eCl@ss 8.0	27130802
eCl@ss 9.0	27130802

ETIM

ETIM 4.0	EC000381
ETIM 5.0	EC000381
ETIM 6.0	EC000381
ETIM 7.0	EC000381

UNSPSC

UNSPSC 13.2	39121620
UNSPSC 18.0	39121620
UNSPSC 19.0	39121620
UNSPSC 20.0	39121620
UNSPSC 21.0	39121620

Approvals

Approvals

Approvals

CCA / KEMA-KEUR / IECEE CB Scheme / EAC

Ex Approvals

Approval details

CCA	NTR-NL 7490
-----	-------------

KEMA-KEUR		http://www.dekra-certification.com	2188437.01
-----------	--	---	------------

Combination type 1/2 protective device - FLT-SEC-H-T1-1C-440/25-FM - 2907259

Approvals

IECEE CB Scheme		http://www.iecee.org/	NL-41433
-----------------	--	---	----------

EAC			RU C-DE.A*30.B01561
-----	--	--	---------------------

Accessories

Accessories

Bridge

Wiring bridge - FLT-SEC-H MPB-3+1 - 2910501



Wiring bridge for connecting three FLASHTRAB SEC HYBRID lightning arresters with an N/PE spark gap to a 3+1 circuit for TN-S-/TT systems. Connecting pitch of 17.5 mm, 1-phase, 8-pos., 35 mm² cross section with stable plastic housing for the required touch proofness when used as neutral conductor bridge.

Wiring bridge - MPB 18/1-8/35 - 2908704



Wiring bridge for modules with 17.5 mm connecting pitch, 1-phase, 8-pos., 35 mm² cross section, and mounted end caps

Wiring bridge - MPB 18/1-6/35 - 2908705



Wiring bridge for modules with 17.5 mm connecting pitch, 1-phase, 6-pos., 35 mm² cross section, and mounted end caps

Device marking

Combination type 1/2 protective device - FLT-SEC-H-T1-1C-440/25-FM - 2907259

Accessories

Label - EML (20XE)R - 0803452



Label, Roll, white, unlabeled, can be labeled with: THERMOMARK ROLLMASTER 300/600, THERMOMARK X1.2, THERMOMARK ROLL X1, THERMOMARK ROLL 2.0, THERMOMARK ROLL, mounting type: adhesive, lettering field size: continuous x 20 mm

Label - EML (20XE)R YE - 0803453



Label, Roll, yellow, unlabeled, can be labeled with: THERMOMARK ROLLMASTER 300/600, THERMOMARK X1.2, THERMOMARK ROLL X1, THERMOMARK ROLL 2.0, THERMOMARK ROLL, mounting type: adhesive, lettering field size: continuous x 20 mm

End block

End clamp - CLIPFIX 35 - 3022218



Quick mounting end clamp for NS 35/7,5 DIN rail or NS 35/15 DIN rail, with marking option, width: 9.5 mm, color: gray

Marker pen

Marker pen - X-PEN 0,35 - 0811228



Marker pen without ink cartridge, for manual labeling of markers, labeling extremely wipe-proof, line thickness 0.35 mm

Spare parts

Type 1 surge protection plug - FLT-SEC-H-T1-440/25-P - 2907261



Replacement plug for lightning current arresters from the FLASHTRAB SEC HYBRID 440 product range, for L-N and L-PEN paths.
