

Combination type 1/2 protective device - FLT-SEC-P-T1-3C-350/25-FM - 2905419

Please be informed that the data shown in this PDF Document is generated from our Online Catalog. Please find the complete data in the user's documentation. Our General Terms of Use for Downloads are valid (<http://phoenixcontact.com/download>)



Plug-in lightning current arrester, in accordance with Type 1/Class I, for 3-phase power supply networks, with combined PE and N installed in one conductor (L1, L2, L3, PEN).

Your advantages

- ✓ Spark gap has no line follow current
- ✓ Free of leakage current, suitable for use in the pre-meter area
- ✓ High continuous voltage of 350 V AC for 230/400 V AC networks with high voltage fluctuations
- ✓ Pluggable
- ✓ Low voltage protection level of 1.5 kV
- ✓ Optical, mechanical status indicator
- ✓ With floating remote indication contact
- ✓ Plugs can be checked with CHECKMASTER 2



Key Commercial Data

| | |
|--------------------------------------|---------------|
| Packing unit | 1 pc |
| GTIN | |
| GTIN | 4046356950091 |
| Weight per Piece (excluding packing) | 1,063.500 g |
| Custom tariff number | 85363010 |
| Country of origin | Germany |

Technical data

Dimensions

| | |
|--------|---------------------------------|
| Height | 95.2 mm |
| Width | 106.8 mm |
| Depth | 74.5 mm (incl. DIN rail 7.5 mm) |

Combination type 1/2 protective device - FLT-SEC-P-T1-3C-350/25-FM - 2905419

Technical data

Dimensions

| | |
|------------------|--------|
| Horizontal pitch | 6 Div. |
|------------------|--------|

Ambient conditions

| | |
|---|---|
| Degree of protection | IP20 (only when all terminal points are used) |
| Ambient temperature (operation) | -40 °C ... 80 °C |
| Ambient temperature (storage/transport) | -40 °C ... 80 °C |
| Altitude | ≤ 2000 m (amsl (above mean sea level)) |
| Permissible humidity (operation) | 5 % ... 95 % |
| Shock (operation) | 30g (Half-sine / 11 ms / 3x ±X, ±Y, ±Z) |
| Vibration (operation) | 5g (5 - 500 Hz/2.5 h/X, Y, Z) |

General

| | |
|--|---|
| IEC test classification | I / II |
| | I |
| | T1 / T2 |
| | T1 |
| EN type | T1 / T2 |
| | T1 |
| IEC power supply system | TN-C |
| Mode of protection | L-PEN |
| Mounting type | DIN rail: 35 mm |
| Color | light grey RAL 7035 |
| | traffic grey A RAL 7042 |
| Housing material | PA 6.6-FR 20 % GF |
| | PBT-FR |
| Degree of pollution | 2 |
| Flammability rating according to UL 94 | V-0 |
| Type | DIN rail module, two-section, divisible |
| Number of positions | 3 |
| Surge protection fault message | Optical, remote indicator contact |

Protective circuit

| | |
|--|---------------------|
| Nominal voltage U_N | 240/415 V AC (TN-C) |
| Nominal frequency f_N | 50 Hz (60 Hz) |
| Maximum continuous voltage U_C | 350 V AC |
| Rated load current I_L | 125 A (< 55 °C) |
| Nominal discharge current I_n (8/20) μ s | 25 kA |
| Maximum discharge current I_{max} (8/20) μ s | 50 kA |
| Impulse discharge current (10/350) μ s, charge | 12.5 As |
| Impulse discharge current (10/350) μ s, specific energy | 160 kJ/ Ω |
| Impulse discharge current (10/350) μ s, peak value I_{imp} | 25 kA |

Combination type 1/2 protective device - FLT-SEC-P-T1-3C-350/25-FM - 2905419

Technical data

Protective circuit

| | |
|--|-------------------------------------|
| Total discharge current I_{total} (10/350) μ s | 75 kA |
| Follow current interrupt rating I_{fi} | 50 kA |
| Short-circuit current rating I_{SCCR} | 50 kA |
| Voltage protection level U_p | ≤ 1.5 kV |
| Residual voltage U_{res} | ≤ 1.5 kV (at I_n) |
| Front of wave sparkover voltage at 6 kV (1.2/50) μ s | ≤ 1.5 kV |
| TOV behavior at U_T | 415 V AC (5 s / withstand mode) |
| | 457 V AC (120 min / withstand mode) |
| Response time t_A | ≤ 100 ns |
| Max. backup fuse with V-type through wiring | 125 A (gG) |
| Max. backup fuse with branch wiring | 315 A (gG) |

Additional technical data

| | |
|--|---------------------------|
| Follow current interrupt rating I_{fi} | 100 kA (264 V AC) |
| Short-circuit current rating I_{SCCR} | 100 kA (264 V AC) |
| Maximum discharge current I_{max} (8/20) μ s | 100 kA (AS/NZS 1768:2007) |

Indicator/remote signaling

| | |
|----------------------------------|--|
| Switching function | PDT contact |
| Operating voltage | 12 V AC ... 250 V AC |
| | 125 V DC (200 mA DC) |
| Operating current | 10 mA AC ... 1 A AC |
| | 1 A DC (30 V DC) |
| Connection method | Plug-in/screw connection via COMBICON |
| Screw thread | M2 |
| Tightening torque | 0.25 Nm |
| Stripping length | 7 mm |
| Conductor cross section flexible | 0.14 mm ² ... 1.5 mm ² |
| Conductor cross section solid | 0.14 mm ² ... 1.5 mm ² |
| Conductor cross section AWG | 28 ... 16 |

Connection data

| | |
|----------------------------------|--|
| Connection method | Screw connection |
| Screw thread | M5 |
| Tightening torque | 4.5 Nm |
| Stripping length | 18 mm |
| Conductor cross section flexible | 2.5 mm ² ... 35 mm ² |
| Conductor cross section solid | 2.5 mm ² ... 35 mm ² |
| Conductor cross section AWG | 13 ... 2 |
| Connection method | Fork-type cable lug |

Combination type 1/2 protective device - FLT-SEC-P-T1-3C-350/25-FM - 2905419

Technical data

Connection data

| | |
|----------------------------------|--|
| Conductor cross section flexible | 1.5 mm ² ... 16 mm ² |
|----------------------------------|--|

UL specifications

| | |
|---|--------------|
| SPD Type | 2CA |
| Maximum continuous operating voltage MCOV (L-L) | 700 V AC |
| Maximum continuous operating voltage MCOV (L-G) | 350 V AC |
| Nom. voltage | 240 V AC |
| | 240/415 V AC |
| Rated load current I _L | 50 A |
| Mode of protection | L-L |
| | L-G |
| Power distribution system | Delta |
| | Wye |
| Nominal frequency | 50/60 Hz |
| Voltage protection rating VPR (L-L) | 2000 V |
| Voltage protection rating VPR (L-G) | 1500 V |
| Nominal discharge current I _n | 20 kA |
| Short-circuit current rating (SCCR) | 50 kA |

UL indicator/remote signaling

| | |
|-----------------------------|------------------------|
| Operating voltage | 125 V AC |
| Operating current | 1 A AC |
| Tightening torque | 4 lb _F -in. |
| Conductor cross section AWG | 30 ... 14 |

UL connection data

| | |
|-----------------------------|-------------------------|
| Conductor cross section AWG | 3 ... 2 |
| Tightening torque | 40 lb _F -in. |

Standards and Regulations

| | |
|-----------------------|-------------------|
| Standards/regulations | IEC 61643-11 2011 |
| | EN 61643-11 2012 |

Environmental Product Compliance

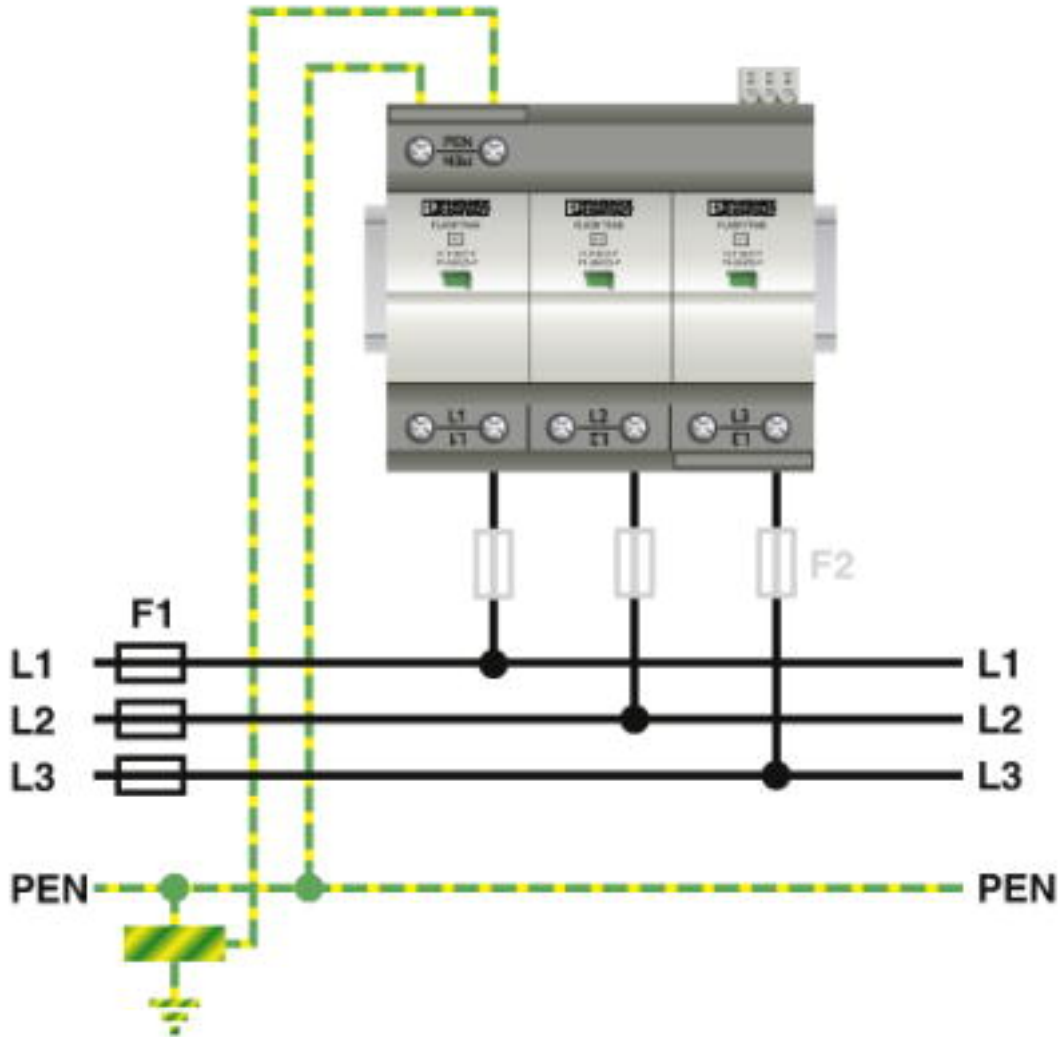
| | |
|------------|---|
| REACH SVHC | Lead 7439-92-1 |
| China RoHS | Environmentally Friendly Use Period = 50 |
| | For details about hazardous substances go to tab "Downloads", Category "Manufacturer's declaration" |

Drawings

Combination type 1/2 protective device - FLT-SEC-P-T1-3C-350/25-FM - 2905419

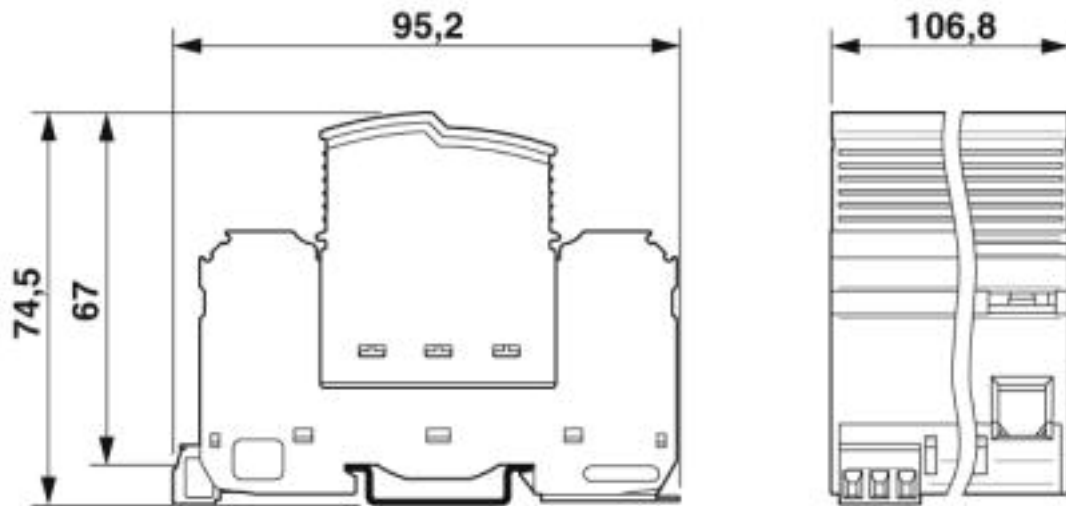
Product drawing

Application drawing



Combination type 1/2 protective device - FLT-SEC-P-T1-3C-350/25-FM - 2905419

Dimensional drawing

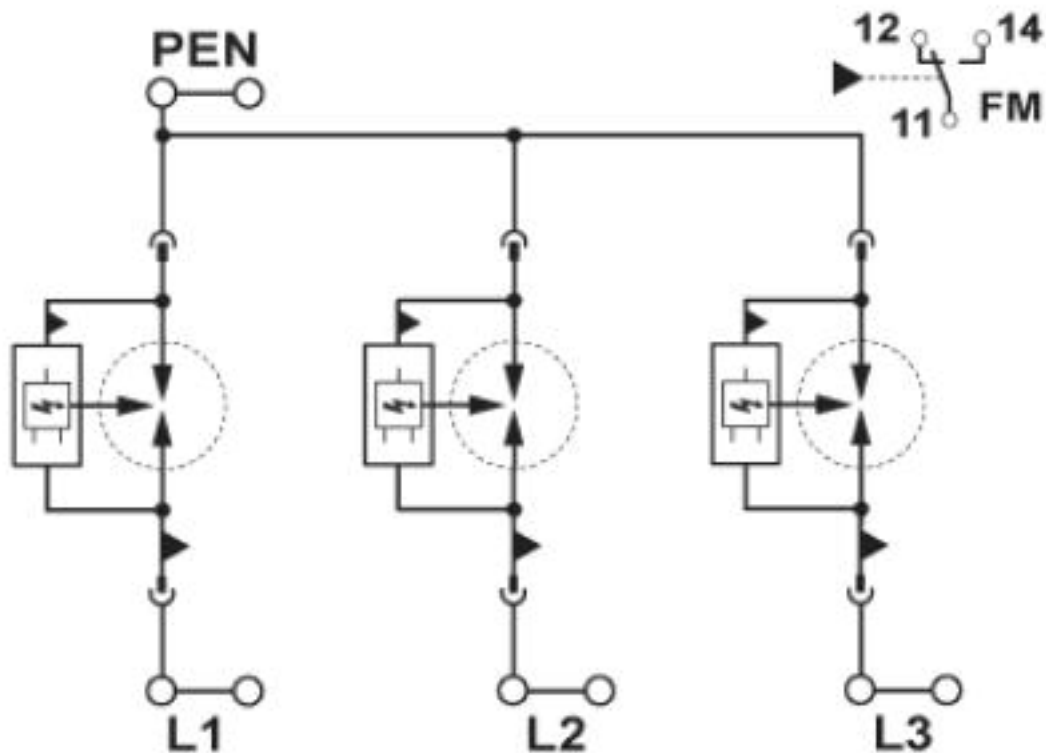


Pictogram



Combination type 1/2 protective device - FLT-SEC-P-T1-3C-350/25-FM - 2905419

Circuit diagram



Classifications

eCl@ss

| | |
|------------|----------|
| eCl@ss 4.0 | 27130800 |
| eCl@ss 4.1 | 27130800 |
| eCl@ss 5.0 | 27130800 |
| eCl@ss 5.1 | 27130800 |
| eCl@ss 6.0 | 27130800 |
| eCl@ss 7.0 | 27130802 |
| eCl@ss 8.0 | 27130802 |
| eCl@ss 9.0 | 27130802 |

ETIM

| | |
|----------|----------|
| ETIM 4.0 | EC000381 |
| ETIM 5.0 | EC000381 |
| ETIM 6.0 | EC000381 |
| ETIM 7.0 | EC000381 |

UNSPSC

| | |
|-------------|----------|
| UNSPSC 13.2 | 39121620 |
|-------------|----------|

Combination type 1/2 protective device - FLT-SEC-P-T1-3C-350/25-FM - 2905419

Classifications

UNSPSC

| | |
|-------------|----------|
| UNSPSC 18.0 | 39121620 |
| UNSPSC 19.0 | 39121620 |
| UNSPSC 20.0 | 39121620 |
| UNSPSC 21.0 | 39121620 |

Approvals

Approvals

Approvals

GL / CCA / UL Recognized / KEMA-KEUR / cUL Recognized / IECEE CB Scheme / EAC / cULus Recognized

Ex Approvals

Approval details

| | | | |
|----|--|---|-------------|
| GL | | https://approvalfinder.dnvgl.com/ | 13946-15 HH |
|----|--|---|-------------|

| | | | |
|-----|--|--|-------------|
| CCA | | | NTR-NL 7726 |
|-----|--|--|-------------|

| | | | |
|---------------|--|---|---------------|
| UL Recognized | | http://database.ul.com/cgi-bin/XYV/template/LISEXT/1FRAME/index.htm | FILE E 330181 |
|---------------|--|---|---------------|

| | | | |
|-----------|--|---|-----------|
| KEMA-KEUR | | http://www.dekra-certification.com | 71-106982 |
|-----------|--|---|-----------|

| | | | |
|----------------|--|---|---------------|
| cUL Recognized | | http://database.ul.com/cgi-bin/XYV/template/LISEXT/1FRAME/index.htm | FILE E 330181 |
|----------------|--|---|---------------|

| | | | |
|-----------------|--|---|----------|
| IECEE CB Scheme | | http://www.iecee.org/ | NL-56588 |
|-----------------|--|---|----------|

Combination type 1/2 protective device - FLT-SEC-P-T1-3C-350/25-FM - 2905419

Approvals

| | | |
|-----|--|-------------------------|
| EAC | | RU C- DE.A*30.B01561 |
|-----|--|-------------------------|

| | |
|------------------|--|
| cULus Recognized | |
|------------------|--|

Accessories

Accessories

Device marking

Label - EML (20XE)R - 0803452



Label, Roll, white, unlabeled, can be labeled with: THERMOMARK ROLLMASTER 300/600, THERMOMARK X1.2, THERMOMARK ROLL X1, THERMOMARK ROLL 2.0, THERMOMARK ROLL, mounting type: adhesive, lettering field size: continuous x 20 mm

Label - EML (20XE)R YE - 0803453



Label, Roll, yellow, unlabeled, can be labeled with: THERMOMARK ROLLMASTER 300/600, THERMOMARK X1.2, THERMOMARK ROLL X1, THERMOMARK ROLL 2.0, THERMOMARK ROLL, mounting type: adhesive, lettering field size: continuous x 20 mm

Zack marker strip - ZBN 18:UNBEDRUCKT - 2809128



Zack marker strip, Strip, white, unlabeled, can be labeled with: CMS-P1-PLOTTER, PLOTMARK, mounting type: snap into tall marker groove, for terminal block width: 18 mm, lettering field size: 18 x 5 mm, Number of individual labels: 5

Zack marker strip - ZBN 18:UNBEDRUCKT - 2809128



Zack marker strip, Strip, white, unlabeled, can be labeled with: CMS-P1-PLOTTER, PLOTMARK, mounting type: snap into tall marker groove, for terminal block width: 18 mm, lettering field size: 18 x 5 mm, Number of individual labels: 5

Combination type 1/2 protective device - FLT-SEC-P-T1-3C-350/25-FM - 2905419

Accessories

End block

End clamp - CLIPFIX 35 - 3022218



Quick mounting end clamp for NS 35/7,5 DIN rail or NS 35/15 DIN rail, with marking option, width: 9.5 mm, color: gray

Labeled device marker

Marker for terminal blocks - ZBN 18,LGS:L1-N,ERDE - 2749576



Marker for terminal blocks, Strip, white, labeled, Horizontal: L1, L2, L3, N, GND, mounting type: snap into tall marker groove, for terminal block width: 18 mm, lettering field size: 18 x 5 mm, Number of individual labels: 5

Marker for terminal blocks - ZBN 18,LGS:ERDE - 2749589



Marker for terminal blocks, Strip, white, labeled, Horizontal: Grounding symbol, mounting type: snap into tall marker groove, for terminal block width: 18 mm, lettering field size: 18 x 5 mm, Number of individual labels: 5

Marker pen

Marker pen - X-PEN 0,35 - 0811228



Marker pen without ink cartridge, for manual labeling of markers, labeling extremely wipe-proof, line thickness 0.35 mm

Terminal marking

Combination type 1/2 protective device - FLT-SEC-P-T1-3C-350/25-FM - 2905419

Accessories

Flat zack marker sheet - ZBFM 5/WH:UNBEDRUCKT - 0803595



Flat zack marker sheet, Sheet, white, unlabeled, can be labeled with: CMS-P1-PLOTTER, PLOTMARK, mounting type: snap into flat marker groove, for terminal block width: 5.2 mm, lettering field size: 5 x 4.5 mm, Number of individual labels: 120

Spare parts

Type 1 surge protection plug - FLT-SEC-P-T1-350/25-P - 2905422



Replacement plug for lightning current arresters from the FLASHTRAB SEC PLUS 350 product range, for L-N and L-PEN paths.