

# Lightning/surge arrester type 1/2 - VAL-MB-T1/T2 1000DC-PV/2+V - 2905639

Please be informed that the data shown in this PDF Document is generated from our Online Catalog. Please find the complete data in the user's documentation. Our General Terms of Use for Downloads are valid (<http://phoenixcontact.com/download>)




Lightning/surge arrester for 2-pos. isolated 1000 V DC voltage systems, for DIN rail mounting, temperature-monitored protective elements, status message on the module.

## Your advantages

- ✓ Double terminal block for safe and easy equipotential bonding connection
- ✓ Screw shafts with raised domes to ensure safe working
- ✓ Main connections with extended insertion funnels for increased resistance to creepage
- ✓ Visual display for checking the status directly on the device
- ✓ Compact design for space-saving installation

## Key Commercial Data

Packing unit	1 pc
GTIN	 4 0 4 6 3 5 6 9 8 4 4 4 7
GTIN	4046356984447
Weight per Piece (excluding packing)	413.680 g
Custom tariff number	85363030
Country of origin	Germany

## Technical data

### Dimensions

Height	120 mm
Width	71.2 mm
Depth	65.5 mm
Horizontal pitch	4 Div.

### Ambient conditions

Degree of protection	IP20 (only when all terminal points are used)
Ambient temperature (operation)	-40 °C ... 80 °C

# Lightning/surge arrester type 1/2 - VAL-MB-T1/T2 1000DC-PV/2+V - 2905639

## Technical data

### Ambient conditions

Ambient temperature (storage/transport)	-40 °C ... 80 °C
Altitude	≤ 6000 m (amsl (above mean sea level))
Permissible humidity (operation)	5 % ... 95 %
Shock (operation)	50g (Half-sine / 11 ms / 3x ±X, ±Y, ±Z)
Vibration (operation)	5g (5 - 500 Hz/2.5 h/X, Y, Z)

### General

IEC test classification	PV I / II
	PV T1 / T2
EN type	T1 / T2
IEC power supply system	DC
SPD failure behavior	OCM (Open-circuit mode)
Connection configuration	Y configuration
Installation location	Interior
Accessibility	Accessible
Installation location of the disconnect device	Internal
Mode of protection	(L+) - (L-)
	(L+) - PE
	(L-) - PE
Mounting type	DIN rail: 35 mm
Color	traffic grey A RAL 7042
Housing material	PA 6.6
Degree of pollution	2
Flammability rating according to UL 94	V-0
Type	DIN rail module, one-piece
Surge protection fault message	optical

### Protective circuit DC voltage side (DC)

Maximum continuous operating voltage $U_{CPV}$	1000 V DC
Short-circuit current rating $I_{SCPV}$	2000 A
Continuous operating current $I_{CPV}$	< 70 $\mu$ A
Rated load current $I_L$	50 A
Residual current $I_{PE}$	≤ 70 $\mu$ A DC
	≤ 500 $\mu$ A AC
Standby power consumption $P_C$	≤ 70 mVA
Nominal discharge current (8/20) $\mu$ s	20 kA
Maximum discharge current $I_{max}$ (8/20) $\mu$ s	40 kA
Impulse discharge current (10/350) $\mu$ s, charge	3.125 As
Impulse discharge current (10/350) $\mu$ s, specific energy	9.77 kJ/ $\Omega$
Impulse discharge current (10/350) $\mu$ s, peak value $I_{imp}$	6.25 kA

# Lightning/surge arrester type 1/2 - VAL-MB-T1/T2 1000DC-PV/2+V - 2905639

## Technical data

### Protective circuit DC voltage side (DC)

Total discharge current $I_{total} (8/20) \mu s$	40 kA
Total discharge current $I_{total} (10/350) \mu s$	12.5 kA
Voltage protection level $U_p$	$\leq 3.3$ kV
Residual voltage $U_{res}$	$\leq 3.3$ kV (at $I_n$ )
	$\leq 2.5$ kV (at 3 kA)
	$\leq 2.7$ kV (at 6.25 kA)
	$\leq 2.9$ kV (at 10 kA)
	$\leq 3.1$ kV (at 15 kA)
	$\leq 4$ kV (at 40 kA)
Response time $t_A$	$\leq 25$ ns
Insulation resistance $R_{iso}$	$> 5$ G $\Omega$ (at 500 V DC)

### Connection data

Connection method	Screw connection
Screw thread	M5
Tightening torque	3 Nm
Stripping length	16 mm
Conductor cross section flexible	2.5 mm <sup>2</sup> ... 35 mm <sup>2</sup>
2 conductors with same cross section, stranded, ferrules without plastic sleeve, min.	2.5 mm <sup>2</sup>
2 conductors with same cross section, stranded, ferrules without plastic sleeve, max.	10 mm <sup>2</sup>
Conductor cross section AWG	14 ... 2

### Standards and Regulations

Standards/regulations	EN 50539-11 2013
-----------------------	------------------

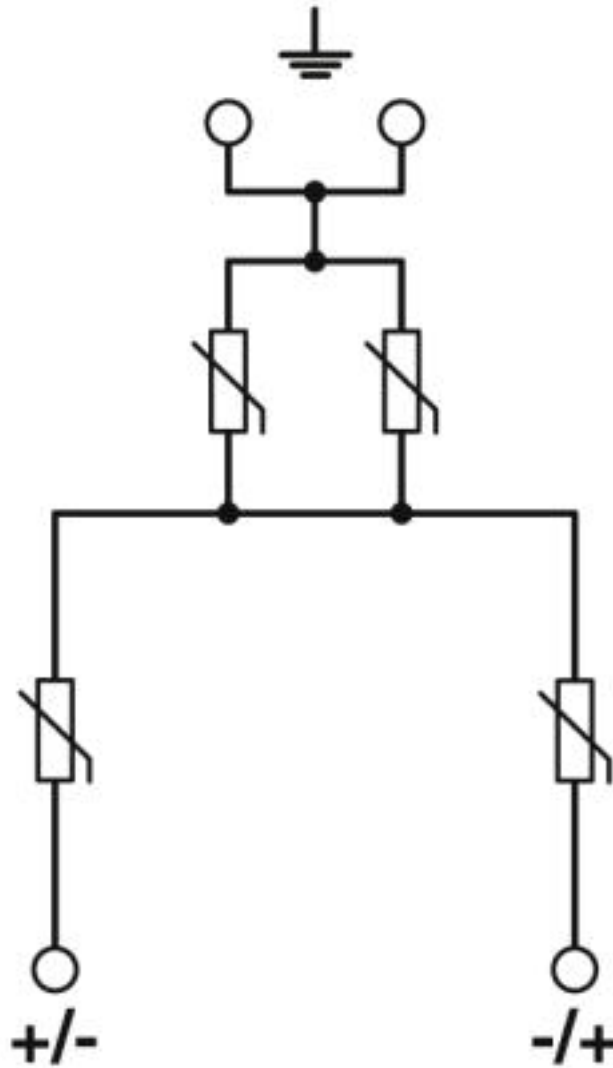
### Environmental Product Compliance

China RoHS	Environmentally Friendly Use Period = 50
	For details about hazardous substances go to tab "Downloads", Category "Manufacturer's declaration"

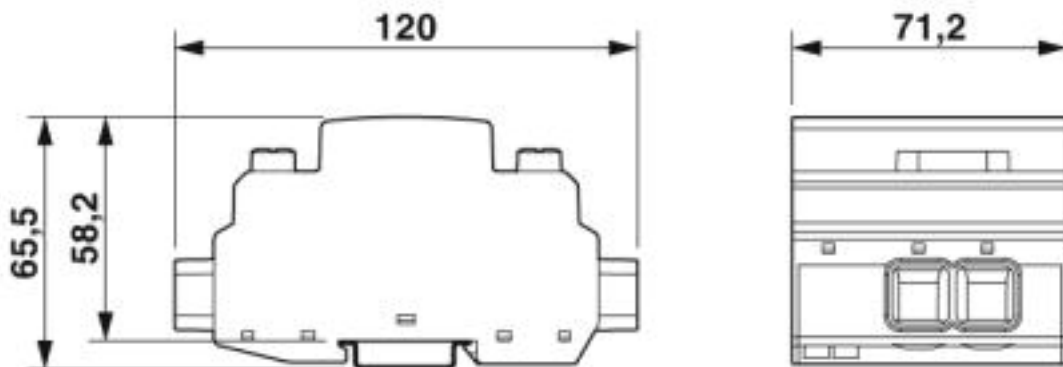
## Drawings

# Lightning/surge arrester type 1/2 - VAL-MB-T1/T2 1000DC-PV/2+V - 2905639

Circuit diagram



Dimensional drawing



# Lightning/surge arrester type 1/2 - VAL-MB-T1/T2 1000DC-PV/2+V - 2905639

## Classifications

### eCl@ss

eCl@ss 4.0	27130800
eCl@ss 4.1	27130800
eCl@ss 5.0	27130800
eCl@ss 5.1	27130800
eCl@ss 6.0	27130800
eCl@ss 7.0	27130802
eCl@ss 8.0	27130802
eCl@ss 9.0	27130802

### ETIM

ETIM 3.0	EC000941
ETIM 4.0	EC000381
ETIM 5.0	EC000381
ETIM 6.0	EC000381
ETIM 7.0	EC000381

### UNSPSC

UNSPSC 13.2	39121620
UNSPSC 18.0	39121620
UNSPSC 19.0	39121620
UNSPSC 20.0	39121620
UNSPSC 21.0	39121620

## Approvals

### Approvals

#### Approvals

CCA / KEMA-KEUR

#### Ex Approvals

### Approval details

CCA	NTR-NL 7422
-----	-------------

KEMA-KEUR		<a href="http://www.dekra-certification.com">http://www.dekra-certification.com</a>	2181728.01
-----------	--	---	------------

## Lightning/surge arrester type 1/2 - VAL-MB-T1/T2 1000DC-PV/2+V - 2905639

### Accessories

#### Accessories

#### Marker pen

Marker pen - X-PEN 0,35 - 0811228



Marker pen without ink cartridge, for manual labeling of markers, labeling extremely wipe-proof, line thickness 0.35 mm