

## Type 2 surge arrester - VAL-MS 230/2+0-FM - 2800102

Please be informed that the data shown in this PDF Document is generated from our Online Catalog. Please find the complete data in the user's documentation. Our General Terms of Use for Downloads are valid (<http://phoenixcontact.com/download>)




Two-position rail-mountable surge arrester for 2+0 circuit, thermal-dynamic monitoring, visual fault indicator and remote indicator contact.

### Your advantages

- With floating remote indication contact
- Disconnect device on each individual plug
- Mechanical coding of all slots
- Multi-channel type 2 arresters
- Type 2 consistent plug-in surge arresters
- Optical, mechanical status indication for the individual arresters



### Key Commercial Data

Packing unit	1 pc
GTIN	 4 046356 499675
GTIN	4046356499675
Weight per Piece (excluding packing)	257.500 g
Custom tariff number	85363030
Country of origin	Germany

### Technical data

#### Dimensions

Height	96.8 mm
Width	35.6 mm
Depth	65.7 mm (incl. DIN rail 7.5 mm)
Horizontal pitch	2 Div.

#### Ambient conditions

Degree of protection	IP20 (only when all terminal points are used)
----------------------	---

# Type 2 surge arrester - VAL-MS 230/2+0-FM - 2800102

## Technical data

### Ambient conditions

Ambient temperature (operation)	-40 °C ... 80 °C
Ambient temperature (storage/transport)	-40 °C ... 80 °C
Altitude	≤ 2000 m (amsl (above mean sea level))
Permissible humidity (operation)	5 % ... 95 %
Shock (operation)	25g (Half-sine / 11 ms / 3x ±X, ±Y, ±Z)
Vibration (operation)	5g (10 ... 500 Hz / 2.5 h / X, Y, Z)

### General

IEC test classification	II
	T2
EN type	T2
IEC power supply system	TN-C
Mode of protection	L-PEN
Mounting type	DIN rail: 35 mm
Color	jet black RAL 9005
Housing material	PA 6.6
	PBT
Degree of pollution	2
Flammability rating according to UL 94	V-0
Type	DIN rail module, two-section, divisible
Surge protection fault message	Optical, remote indicator contact

### Protective circuit

Nominal voltage $U_N$	240/415 V AC (TN-C)
Nominal frequency $f_N$	50 Hz (60 Hz)
Maximum continuous voltage $U_C$	275 V AC
Rated load current $I_L$	80 A
Residual current $I_{PE}$	≤ 0.9 mA
Standby power consumption $P_C$	≤ 240 mVA
Nominal discharge current $I_n$ (8/20) $\mu$ s	20 kA
Maximum discharge current $I_{max}$ (8/20) $\mu$ s	40 kA
Short-circuit current rating $I_{SCCR}$	25 kA
Voltage protection level $U_p$	≤ 1.35 kV
Residual voltage $U_{res}$	≤ 1.35 kV (at $I_n$ )
	≤ 1.1 kV (at 10 kA)
	≤ 1 kV (at 5 kA)
	≤ 0.9 kV (at 3 kA)
TOV behavior at $U_T$	335 V AC (5 s / withstand mode)
Response time $t_A$	≤ 25 ns
Max. backup fuse with V-type through wiring	80 A (gG)
Max. backup fuse with branch wiring	125 A (gG)

## Type 2 surge arrester - VAL-MS 230/2+0-FM - 2800102

### Technical data

#### Indicator/remote signaling

Switching function	PDT contact
Operating voltage	5 V AC ... 250 V AC
	30 V DC
Operating current	5 mA AC ... 1.5 A AC
	1 A DC
Connection method	Plug-in/screw connection via COMBICON
Screw thread	M2
Tightening torque	0.25 Nm
Stripping length	7 mm
Conductor cross section flexible	0.14 mm <sup>2</sup> ... 1.5 mm <sup>2</sup>
Conductor cross section solid	0.14 mm <sup>2</sup> ... 1.5 mm <sup>2</sup>
Conductor cross section AWG	28 ... 16

#### Connection data

Connection method	Screw connection
Screw thread	M5
Tightening torque	3 Nm (1.5 mm <sup>2</sup> ... 16 mm <sup>2</sup> )
	4.5 Nm (25 mm <sup>2</sup> ... 35 mm <sup>2</sup> )
Stripping length	16 mm
Conductor cross section flexible	1.5 mm <sup>2</sup> ... 25 mm <sup>2</sup>
Conductor cross section solid	1.5 mm <sup>2</sup> ... 35 mm <sup>2</sup>
Conductor cross section AWG	15 ... 2
Connection method	Fork-type cable lug
Conductor cross section flexible	1.5 mm <sup>2</sup> ... 16 mm <sup>2</sup>

#### UL specifications

SPD Type	4CA
Maximum continuous operating voltage MCOV (L-L)	550 V AC
Maximum continuous operating voltage MCOV (L-N)	275 V AC
Nom. voltage	230 V AC
Mode of protection	L-L
	L-N
Power distribution system	Split phase
Nominal frequency	50/60 Hz
Measured limiting voltage MLV (L-L)	2720 V
Measured limiting voltage MLV (L-N)	1910 V
Nominal discharge current I <sub>n</sub> (L-L)	20 kA
Nominal discharge current I <sub>n</sub> (L-N)	20 kA

#### UL indicator/remote signaling

Operating voltage	125 V AC
Operating current	1 A AC

## Type 2 surge arrester - VAL-MS 230/2+0-FM - 2800102

### Technical data

#### UL indicator/remote signaling

Tightening torque	4 lb <sub>F</sub> -in.
Conductor cross section AWG	30 ... 14

#### UL connection data

Conductor cross section AWG	10 ... 2
Tightening torque	30 lb <sub>F</sub> -in.

#### Standards and Regulations

Standards/regulations	IEC 61643-11 2011
	EN 61643-11 2012

#### Environmental Product Compliance

REACH SVHC	Lead 7439-92-1
China RoHS	Environmentally Friendly Use Period = 50
	For details about hazardous substances go to tab "Downloads", Category "Manufacturer's declaration"

### Drawings

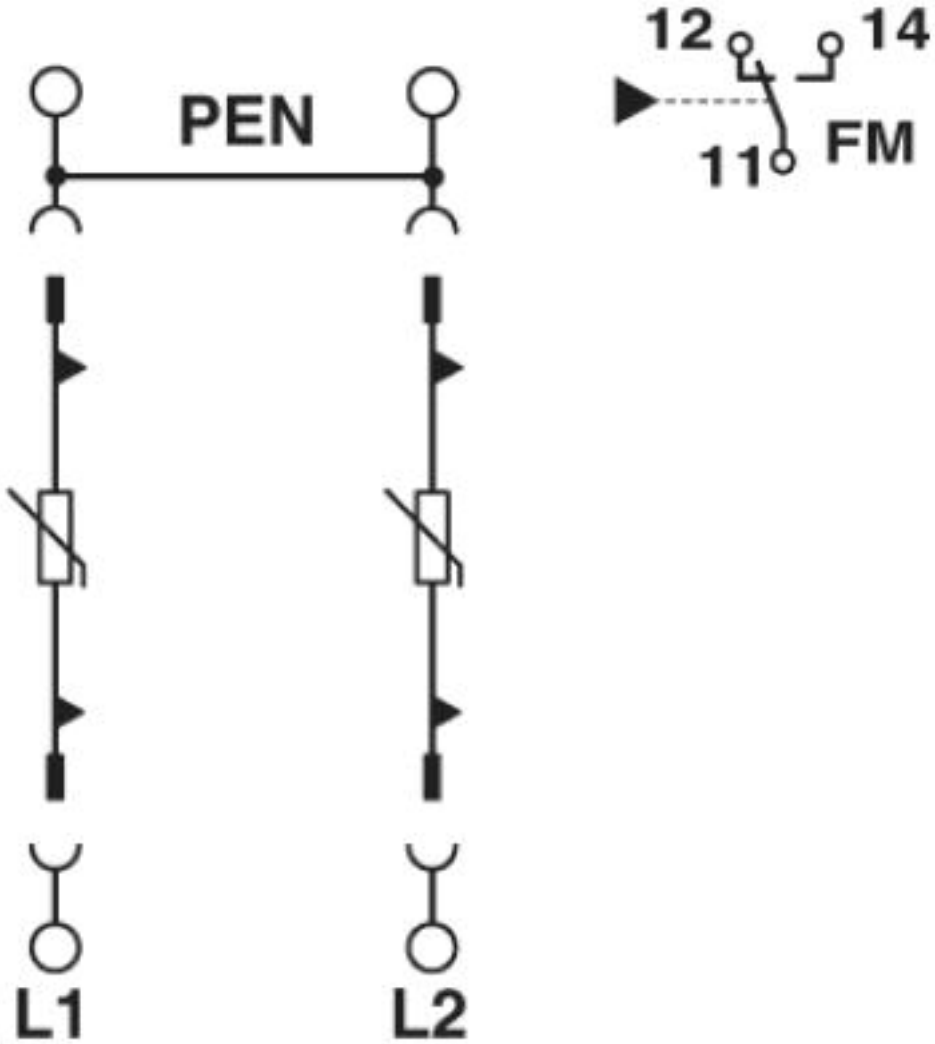
# Type 2 surge arrester - VAL-MS 230/2+0-FM - 2800102

Product drawing



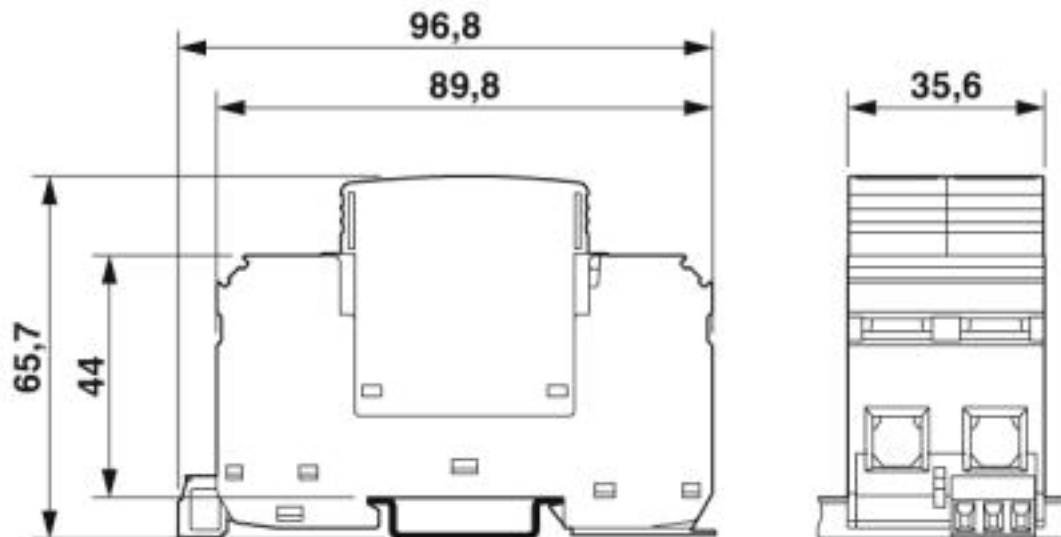
# Type 2 surge arrester - VAL-MS 230/2+0-FM - 2800102

Circuit diagram



## Type 2 surge arrester - VAL-MS 230/2+0-FM - 2800102

Dimensional drawing



### Classifications

#### eCl@ss

eCl@ss 4.0	27130800
eCl@ss 4.1	27130800
eCl@ss 5.0	27130800
eCl@ss 5.1	27130800
eCl@ss 6.0	27130800
eCl@ss 7.0	27130805
eCl@ss 8.0	27130805
eCl@ss 9.0	27130805

#### ETIM

ETIM 2.0	EC000941
ETIM 3.0	EC000941
ETIM 4.0	EC000941
ETIM 5.0	EC000941
ETIM 6.0	EC000941
ETIM 7.0	EC000941

#### UNSPSC

UNSPSC 6.01	30212010
UNSPSC 7.0901	39121610
UNSPSC 11	39121610
UNSPSC 12.01	39121610
UNSPSC 13.2	39121620
UNSPSC 18.0	39121620

# Type 2 surge arrester - VAL-MS 230/2+0-FM - 2800102

## Classifications

### UNSPSC

UNSPSC 19.0	39121620
UNSPSC 20.0	39121620
UNSPSC 21.0	39121620

## Approvals

### Approvals

#### Approvals

CSA / CCA / UL Recognized / cUL Recognized / IEC EE CB Scheme / ÖVE / EAC / cULus Recognized

#### Ex Approvals

### Approval details

CSA		<a href="http://www.csagroup.org/services-industries/product-listing/">http://www.csagroup.org/services-industries/product-listing/</a>	13631
-----	--	---	-------

CCA			NTR-AT 1947-A
-----	--	--	---------------

UL Recognized		<a href="http://database.ul.com/cgi-bin/XYV/template/LISEXT/1FRAME/index.htm">http://database.ul.com/cgi-bin/XYV/template/LISEXT/1FRAME/index.htm</a>	FILE E 330181
---------------	--	---	---------------

cUL Recognized		<a href="http://database.ul.com/cgi-bin/XYV/template/LISEXT/1FRAME/index.htm">http://database.ul.com/cgi-bin/XYV/template/LISEXT/1FRAME/index.htm</a>	FILE E 330181
----------------	--	---	---------------

IECEE CB Scheme		<a href="http://www.iecee.org/">http://www.iecee.org/</a>	AT 2905/M1
-----------------	--	---	------------

ÖVE		<a href="https://www.ove.at/zertifizierung-pz/zertifizierungsregister/">https://www.ove.at/zertifizierung-pz/zertifizierungsregister/</a>	18583-001-14
-----	--	---	--------------

EAC			RU C- DE.A*30.B01561
-----	--	--	-------------------------



## Type 2 surge arrester - VAL-MS 230/2+0-FM - 2800102

### Approvals

cULus Recognized



### Accessories

#### Accessories

#### Device marking

Zack marker strip - ZBN 18:UNBEDRUCKT - 2809128



Zack marker strip, Strip, white, unlabeled, can be labeled with: CMS-P1-PLOTTER, PLOTMARK, mounting type: snap into tall marker groove, for terminal block width: 18 mm, lettering field size: 18 x 5 mm, Number of individual labels: 5

Zack marker strip - ZBN 18:UNBEDRUCKT - 2809128



Zack marker strip, Strip, white, unlabeled, can be labeled with: CMS-P1-PLOTTER, PLOTMARK, mounting type: snap into tall marker groove, for terminal block width: 18 mm, lettering field size: 18 x 5 mm, Number of individual labels: 5

### Feed-through terminal block

Feed-through terminal block - DK-BIC-35 - 2749880



Feed-through terminal block for VAL and FLT applications

### Labeled device marker

Marker for terminal blocks - ZBN 18,LGS:ERDE - 2749589



Marker for terminal blocks, Strip, white, labeled, Horizontal: Grounding symbol, mounting type: snap into tall marker groove, for terminal block width: 18 mm, lettering field size: 18 x 5 mm, Number of individual labels: 5

## Type 2 surge arrester - VAL-MS 230/2+0-FM - 2800102

### Accessories

Marker for terminal blocks - ZBN 18,LGS:L1-N,ERDE - 2749576



Marker for terminal blocks, Strip, white, labeled, Horizontal: L1, L2, L3, N, GND, mounting type: snap into tall marker groove, for terminal block width: 18 mm, lettering field size: 18 x 5 mm, Number of individual labels: 5

Marker for terminal blocks - ZBN 18,LGS:ERDE - 2749589



Marker for terminal blocks, Strip, white, labeled, Horizontal: Grounding symbol, mounting type: snap into tall marker groove, for terminal block width: 18 mm, lettering field size: 18 x 5 mm, Number of individual labels: 5

Marker for terminal blocks - ZBN 18,LGS:L1-N,ERDE - 2749576



Marker for terminal blocks, Strip, white, labeled, Horizontal: L1, L2, L3, N, GND, mounting type: snap into tall marker groove, for terminal block width: 18 mm, lettering field size: 18 x 5 mm, Number of individual labels: 5

### Marker pen

Marker pen - B-STIFT - 1051993



Marker pen, for manual labeling of unprinted Zack strips, smear-proof and waterproof, line thickness 0.5 mm

### Spare parts

Type 2 surge protection plug - VAL-MS 230 ST - 2798844



Surge protection connector type 2 with high-capacity varistor for VAL-MS base element, thermal monitoring, visual fault warning. Design: 230 V AC