

## Type 2 surge arrester - VAL-MS 600DC-PV/2+V - 2800642

Please be informed that the data shown in this PDF Document is generated from our Online Catalog. Please find the complete data in the user's documentation. Our General Terms of Use for Downloads are valid (<http://phoenixcontact.com/download>)




Surge arrester for 2-pos. isolated 600 V DC voltage systems, for DIN rail mounting, 3-pos. base element, three plug-in temperature-monitored protective elements, status message on each plug.

### Your advantages

- ✓ Increased safety, thanks to compliance with standard EN 50539-11
- ✓ Reliable contact, thanks to integrated rotating latch
- ✓ Easy replacement, thanks to plug-in arresters
- ✓ Optimum inverter protection, thanks to low protection level
- ✓ Efficient replacement of defective plugs, thanks to visual status indicator
- ✓ Protection against mismatching, thanks to keyed plugs and base elements
- ✓ Always the right arrester, thanks to universal type 1/type 2 protective components



### Key Commercial Data

Packing unit	1 pc
GTIN	 4 046356 614979
GTIN	4046356614979
Weight per Piece (excluding packing)	314.200 g
Custom tariff number	85363010
Country of origin	Germany

### Technical data

#### Dimensions

Height	89.8 mm
Width	53.4 mm
Depth	65.7 mm (incl. DIN rail 7.5 mm)
Horizontal pitch	3 Div.

#### Ambient conditions

# Type 2 surge arrester - VAL-MS 600DC-PV/2+V - 2800642

## Technical data

### Ambient conditions

Degree of protection	IP20 (only when all terminal points are used)
Ambient temperature (operation)	-40 °C ... 80 °C
Ambient temperature (storage/transport)	-40 °C ... 80 °C
Altitude	≤ 2000 m (amsl (above mean sea level))
Permissible humidity (operation)	5 % ... 95 %
Shock (operation)	60g (Half-sine / 11 ms / 3x ±X, ±Y, ±Z)
Vibration (operation)	7.5g (5-500 Hz/2.5 h/XYZ)

### General

IEC test classification	PV II
	PV T2
EN type	T2
SPD failure behavior	OCM (Open-circuit mode)
Connection configuration	Y configuration
Installation location	Interior
Accessibility	Accessible
Installation location of the disconnect device	Internal
Mode of protection	(L+) - (L-)
	(L+) - PE
	(L-) - PE
Mounting type	DIN rail: 35 mm
Color	jet black RAL 9005
Housing material	PA 6.6-FR
	PBT-FR
Degree of pollution	2
Distance between live and grounded parts	8 mm
Flammability rating according to UL 94	V-0
Type	DIN rail module, two-section, divisible
Surge protection fault message	optical

### Additional descriptions

Note	The device is intended for touch proof installation in a housing. Ensure that there is a gap of at least 8 mm between the active and grounded parts in the connection area.
------	---

### Protective circuit DC voltage side (DC)

Maximum continuous operating voltage $U_{CPV}$	800 V DC
Short-circuit current rating $I_{SCPV}$	2000 A
Continuous operating current $I_{CPV}$	20 $\mu$ A
Rated load current $I_L$	80 A
Residual current $I_{PE}$	≤ 20 $\mu$ A DC
	≤ 300 $\mu$ A AC
Standby power consumption $P_C$	≤ 20 mVA

# Type 2 surge arrester - VAL-MS 600DC-PV/2+V - 2800642

## Technical data

### Protective circuit DC voltage side (DC)

Nominal discharge current (8/20) $\mu\text{s}$	15 kA
Maximum discharge current $I_{\text{max}}$ (8/20) $\mu\text{s}$	40 kA
Total discharge current $I_{\text{total}}$ (8/20) $\mu\text{s}$	40 kA
Voltage protection level $U_p$	$\leq 2.7$ kV
Residual voltage $U_{\text{res}}$	$\leq 2.7$ kV (at $I_n$ )
	$\leq 2.2$ kV (at 5 kA)
	$\leq 2.5$ kV (at 10 kA)
	$\leq 2.9$ kV (at 20 kA)
	$\leq 3.4$ kV (at 30 kA)
	$\leq 3.8$ kV (at 40 kA)
Response time $t_A$	$\leq 25$ ns
Insulation resistance $R_{\text{iso}}$	$> 5$ G $\Omega$ (at 500 V DC)

### Connection data

Connection method	Screw connection
Screw thread	M5
Tightening torque	3 Nm (1.5 mm <sup>2</sup> ... 16 mm <sup>2</sup> )
	4.5 Nm (25 mm <sup>2</sup> ... 35 mm <sup>2</sup> )
Stripping length	16 mm
Conductor cross section flexible	1.5 mm <sup>2</sup> ... 25 mm <sup>2</sup>
Conductor cross section solid	1.5 mm <sup>2</sup> ... 35 mm <sup>2</sup>
Conductor cross section AWG	15 ... 2
Connection method	Fork-type cable lug
Conductor cross section flexible	1.5 mm <sup>2</sup> ... 16 mm <sup>2</sup>

### UL specifications

SPD Type	1
Maximum continuous operating voltage MCOV	800 V DC
Nominal voltage	800 V DC
Mode of protection	(L+) - (L-)
	(L+) - G
	(L-) - G
Power distribution system	DC PV
Voltage protection rating VPR	2 kV
Nominal discharge current $I_n$	20 kA
Short-circuit current rating (SCCR)	50 kA

### UL connection data

Conductor cross section AWG	10 ... 2
Tightening torque	30 lb <sub>F</sub> -in.

### Standards and Regulations

# Type 2 surge arrester - VAL-MS 600DC-PV/2+V - 2800642

## Technical data

### Standards and Regulations

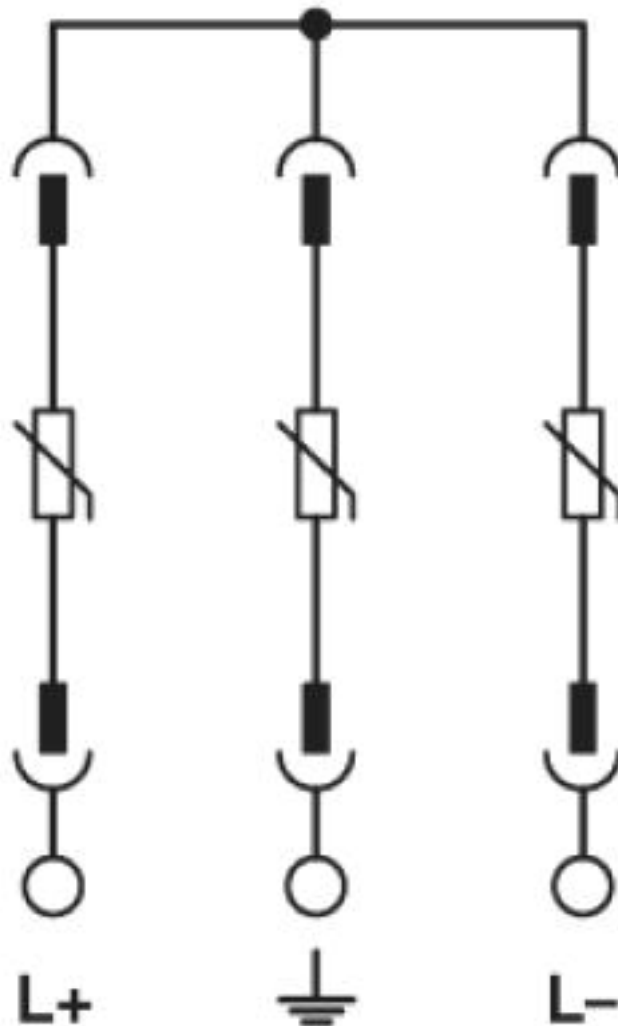
Standards/regulations	EN 50539-11 2013
-----------------------	------------------

### Environmental Product Compliance

REACH SVHC	Lead 7439-92-1
China RoHS	Environmentally Friendly Use Period = 50
	For details about hazardous substances go to tab "Downloads", Category "Manufacturer's declaration"

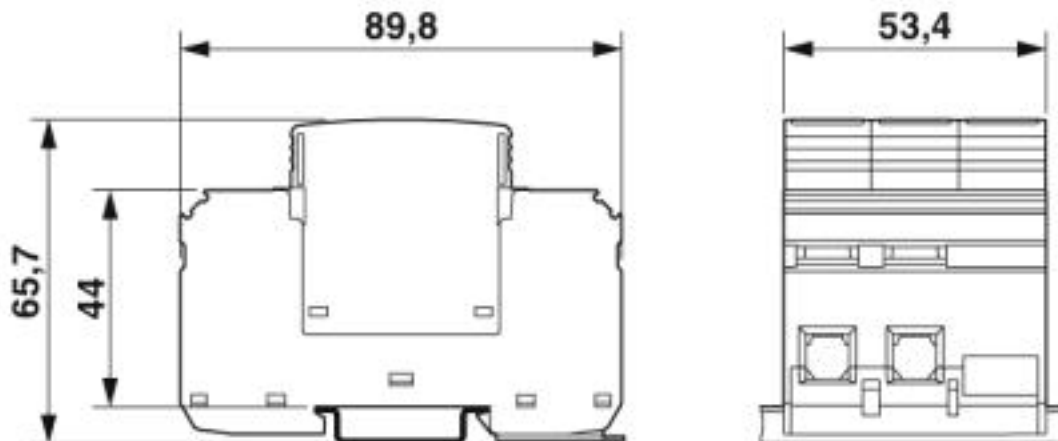
## Drawings

Circuit diagram



## Type 2 surge arrester - VAL-MS 600DC-PV/2+V - 2800642

Dimensional drawing



### Classifications

#### eCl@ss

eCl@ss 4.0	27130800
eCl@ss 4.1	27130800
eCl@ss 5.0	27130800
eCl@ss 5.1	27130800
eCl@ss 6.0	27130800
eCl@ss 7.0	27130805
eCl@ss 8.0	27130805
eCl@ss 9.0	27130805

#### ETIM

ETIM 3.0	EC000941
ETIM 4.0	EC000941
ETIM 5.0	EC000941
ETIM 6.0	EC000941
ETIM 7.0	EC000941

#### UNSPSC

UNSPSC 6.01	30212010
UNSPSC 7.0901	39121610
UNSPSC 11	39121610
UNSPSC 12.01	39121610
UNSPSC 13.2	39121620
UNSPSC 18.0	39121620
UNSPSC 19.0	39121620
UNSPSC 20.0	39121620
UNSPSC 21.0	39121620

# Type 2 surge arrester - VAL-MS 600DC-PV/2+V - 2800642

## Approvals

### Approvals

---

#### Approvals

UL Listed / KEMA-KEUR / cUL Listed / EAC / cULus Listed

---

#### Ex Approvals

---

### Approval details

UL Listed		<a href="http://database.ul.com/cgi-bin/XYV/template/LISEXT/1FRAME/index.htm">http://database.ul.com/cgi-bin/XYV/template/LISEXT/1FRAME/index.htm</a>	FILE E 330181
-----------	--	---	---------------

KEMA-KEUR		<a href="http://www.dekra-certification.com">http://www.dekra-certification.com</a>	71-102960
-----------	--	---	-----------

cUL Listed		<a href="http://database.ul.com/cgi-bin/XYV/template/LISEXT/1FRAME/index.htm">http://database.ul.com/cgi-bin/XYV/template/LISEXT/1FRAME/index.htm</a>	FILE E 330181
------------	--	---	---------------

EAC			RU C- DE.A*30.B01561
-----	--	--	-------------------------

cULus Listed			
--------------	--	--	--

## Accessories

### Accessories

#### Device marking

Zack marker strip - ZBN 18:UNBEDRUCKT - 2809128



Zack marker strip, Strip, white, unlabeled, can be labeled with: CMS-P1-PLOTTER, PLOTMARK, mounting type: snap into tall marker groove, for terminal block width: 18 mm, lettering field size: 18 x 5 mm, Number of individual labels: 5

## Type 2 surge arrester - VAL-MS 600DC-PV/2+V - 2800642

### Accessories

#### Labeled device marker

Marker for terminal blocks - ZBN 18,LGS:ERDE - 2749589



Marker for terminal blocks, Strip, white, labeled, Horizontal: Grounding symbol, mounting type: snap into tall marker groove, for terminal block width: 18 mm, lettering field size: 18 x 5 mm, Number of individual labels: 5

---

Marker for terminal blocks - ZBN 18,LGS:L1-N,ERDE - 2749576



Marker for terminal blocks, Strip, white, labeled, Horizontal: L1, L2, L3, N, GND, mounting type: snap into tall marker groove, for terminal block width: 18 mm, lettering field size: 18 x 5 mm, Number of individual labels: 5

---

#### Marker pen

Marker pen - B-STIFT - 1051993



Marker pen, for manual labeling of unprinted Zack strips, smear-proof and waterproof, line thickness 0.5 mm

---

#### Spare parts

Type 2 surge protection plug - VAL-MS 600DC-PV-ST - 2800623



Replacement plug for PV arrester combinations from the VAL-MS 600DC-PV-... product range

---