

# Lightning/surge arrester type 1/2 - VAL-MS-T1/T2 335/12.5/3+0 - 2800189

Please be informed that the data shown in this PDF Document is generated from our Online Catalog. Please find the complete data in the user's documentation. Our General Terms of Use for Downloads are valid (<http://phoenixcontact.com/download>)




Universal varistor-based plug-in lightning/surge arrester for 3-phase power supply networks with common N and PE (4-conductor system: L1, L2, L3, PEN).

## Your advantages

- ✓ Plugs can be checked with CHECKMASTER
- ✓ Secure hold of plugs in the event of high lightning current loads and strong vibrations thanks to new latching
- ✓ Thermal disconnect device for each individual plug
- ✓ Pluggable
- ✓ Thermal disconnect device for each individual plug
- ✓ Mechanical coding of all slots



## Key Commercial Data

Packing unit	1 pc
GTIN	 4 046356 518604
GTIN	4046356518604
Weight per Piece (excluding packing)	527.800 g
Custom tariff number	85363030
Country of origin	Germany

## Technical data

### Dimensions

Height	89.8 mm
Width	53.4 mm
Depth	77.5 mm (incl. DIN rail 7.5 mm)
Horizontal pitch	3 Div.

### Ambient conditions

# Lightning/surge arrester type 1/2 - VAL-MS-T1/T2 335/12.5/3+0 - 2800189

## Technical data

### Ambient conditions

Degree of protection	IP20 (only when all terminal points are used)
Ambient temperature (operation)	-40 °C ... 80 °C
Ambient temperature (storage/transport)	-40 °C ... 80 °C
Altitude	≤ 2000 m (amsl (above mean sea level))
Permissible humidity (operation)	5 % ... 95 %
Shock (operation)	30g (Half-sine / 11 ms / 3x ±X, ±Y, ±Z)
Vibration (operation)	7.5g (10 ... 500 Hz / 2.5 h / X, Y, Z)

### General

IEC test classification	I / II
	I
	T1 / T2
	T1
EN type	T1 / T2
	T1
IEC power supply system	TN-C
Mode of protection	L-PEN
Mounting type	DIN rail: 35 mm
Color	jet black RAL 9005
Housing material	PA 6.6
	PBT
Degree of pollution	2
Flammability rating according to UL 94	V-0
Type	DIN rail module, two-section, divisible
Number of positions	3
Surge protection fault message	optical

### Protective circuit

Nominal voltage $U_N$	240/415 V AC (TN-C)
Nominal frequency $f_N$	50 Hz (60 Hz)
Maximum continuous voltage $U_C$	335 V AC
Rated load current $I_L$	80 A
Residual current $I_{PE}$	≤ 2400 μA
Standby power consumption $P_C$	≤ 810 mVA
Nominal discharge current $I_n$ (8/20) μs	12.5 kA
Maximum discharge current $I_{max}$ (8/20) μs	50 kA
Impulse discharge current (10/350) μs, charge	6.25 As
Impulse discharge current (10/350) μs, specific energy	39 kJ/Ω
Impulse discharge current (10/350) μs, peak value $I_{imp}$	12.5 kA
Total discharge current $I_{total}$ (8/20) μs	150 kA

# Lightning/surge arrester type 1/2 - VAL-MS-T1/T2 335/12.5/3+0 - 2800189

## Technical data

### Protective circuit

Total discharge current $I_{total}$ (10/350) $\mu$ s	37.5 kA
Short-circuit current rating $I_{SCCR}$	25 kA
Voltage protection level $U_p$	$\leq 1.2$ kV
	$\leq 1.6$ kV (30 kA - 8/20 $\mu$ s)
Residual voltage $U_{res}$	$\leq 1.2$ kV (at $I_n$ )
	$\leq 1.1$ kV (at 10 kA)
	$\leq 1$ kV (at 5 kA)
	$\leq 0.9$ kV (at 3 kA)
TOV behavior at $U_T$	415 V AC (5 s / withstand mode)
	457 V AC (120 min / safe failure mode)
Response time $t_A$	$\leq 25$ ns
Max. backup fuse with V-type through wiring	80 A (gG - 16 mm <sup>2</sup> )
Max. backup fuse with branch wiring	160 A (gG)

### Connection data

Connection method	Screw connection
Screw thread	M5
Tightening torque	3 Nm (1.5 mm <sup>2</sup> ... 16 mm <sup>2</sup> )
	4.5 Nm (25 mm <sup>2</sup> ... 35 mm <sup>2</sup> )
Stripping length	16 mm
Conductor cross section flexible	1.5 mm <sup>2</sup> ... 25 mm <sup>2</sup>
Conductor cross section solid	1.5 mm <sup>2</sup> ... 35 mm <sup>2</sup>
Conductor cross section AWG	15 ... 2
Connection method	Fork-type cable lug
Conductor cross section flexible	1.5 mm <sup>2</sup> ... 16 mm <sup>2</sup>

### UL specifications

SPD Type	4CA
Maximum continuous operating voltage MCOV (L-L)	335 V AC
Maximum continuous operating voltage MCOV (L-G)	335 V AC
Nom. voltage	240 V AC
Mode of protection	L-L
	L-G
Power distribution system	Delta
Nominal frequency	50/60 Hz
Measured limiting voltage MLV (L-L)	3570 V
Measured limiting voltage MLV (L-G)	2630 V
Nominal discharge current $I_n$ (L-L)	20 kA
Nominal discharge current $I_n$ (L-G)	20 kA

### UL connection data

# Lightning/surge arrester type 1/2 - VAL-MS-T1/T2 335/12.5/3+0 - 2800189

## Technical data

### UL connection data

Conductor cross section AWG	10 ... 2
Tightening torque	30 lb <sub>F</sub> -in.

### Standards and Regulations

Standards/regulations	IEC 61643-11 2011
	EN 61643-11 2012

### Environmental Product Compliance

REACH SVHC	Lead 7439-92-1
China RoHS	Environmentally friendly use period: unlimited = EFUP-e
	No hazardous substances above threshold values

## Drawings

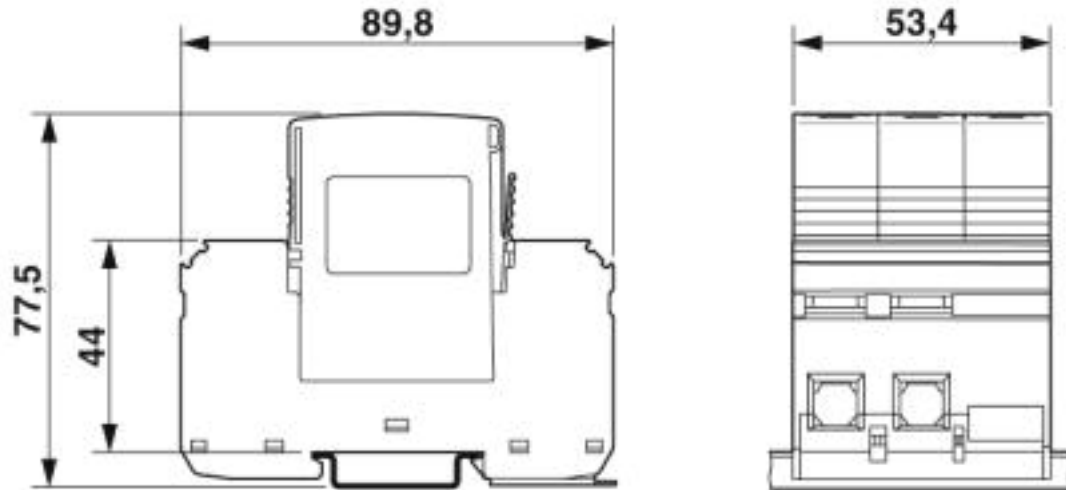
# Lightning/surge arrester type 1/2 - VAL-MS-T1/T2 335/12.5/3+0 - 2800189

Product drawing



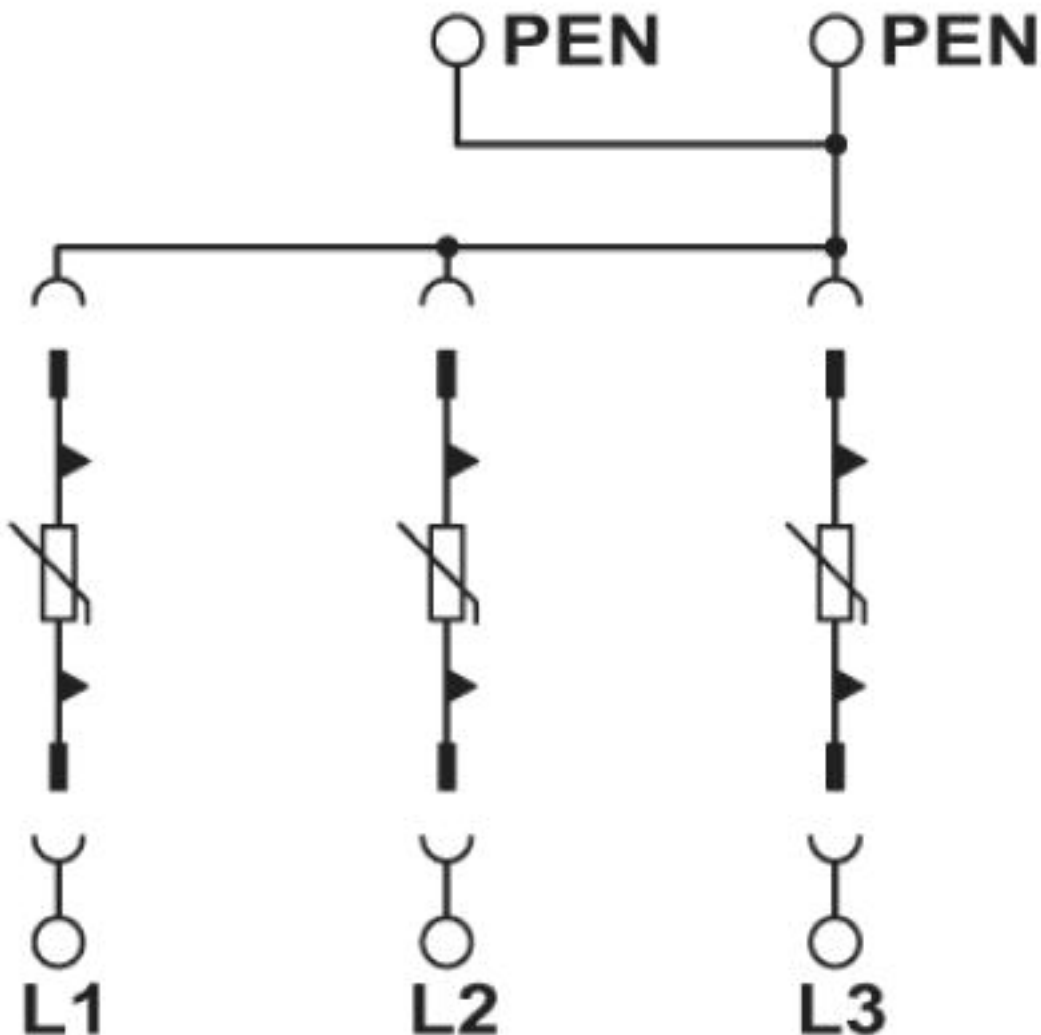
# Lightning/surge arrester type 1/2 - VAL-MS-T1/T2 335/12.5/3+0 - 2800189

Dimensional drawing



# Lightning/surge arrester type 1/2 - VAL-MS-T1/T2 335/12.5/3+0 - 2800189

Circuit diagram



## Classifications

eCl@ss

eCl@ss 4.0	27130800
eCl@ss 4.1	27130800
eCl@ss 5.0	27130800
eCl@ss 5.1	27130800
eCl@ss 6.0	27130800
eCl@ss 7.0	27130802
eCl@ss 8.0	27130802
eCl@ss 9.0	27130802

# Lightning/surge arrester type 1/2 - VAL-MS-T1/T2 335/12.5/3+0 - 2800189

## Classifications

### ETIM

ETIM 2.0	EC000941
ETIM 3.0	EC000941
ETIM 4.0	EC000381
ETIM 5.0	EC000381
ETIM 6.0	EC000381
ETIM 7.0	EC000381

### UNSPSC

UNSPSC 6.01	30212010
UNSPSC 7.0901	39121610
UNSPSC 11	39121610
UNSPSC 12.01	39121610
UNSPSC 13.2	39121620
UNSPSC 18.0	39121620
UNSPSC 19.0	39121620
UNSPSC 20.0	39121620
UNSPSC 21.0	39121620

## Approvals

### Approvals

#### Approvals

DNV GL / CCA / UL Recognized / KEMA-KEUR / cUL Recognized / IECCE CB Scheme / ÖVE / EAC / EAC / cULus Recognized

#### Ex Approvals

### Approval details

DNV GL		<a href="https://approvalfinder.dnvgl.com/">https://approvalfinder.dnvgl.com/</a>	TAE00001N9
--------	--	---	------------

CCA			NTR-AT 1906
-----	--	--	-------------

UL Recognized		<a href="http://database.ul.com/cgi-bin/XYV/template/LISEXT/1FRAME/index.htm">http://database.ul.com/cgi-bin/XYV/template/LISEXT/1FRAME/index.htm</a>	FILE E 330181
---------------	--	---	---------------



# Lightning/surge arrester type 1/2 - VAL-MS-T1/T2 335/12.5/3+0 - 2800189

## Approvals

KEMA-KEUR		<a href="http://www.dekra-certification.com">http://www.dekra-certification.com</a>	2162496-01
cUL Recognized		<a href="http://database.ul.com/cgi-bin/XYV/template/LISEXT/1FRAME/index.htm">http://database.ul.com/cgi-bin/XYV/template/LISEXT/1FRAME/index.htm</a>	FILE E 330181
IECEE CB Scheme		<a href="http://www.iecee.org/">http://www.iecee.org/</a>	AT 2584
ÖVE		<a href="https://www.ove.at/zertifizierung-pz/zertifizierungsregister/">https://www.ove.at/zertifizierung-pz/zertifizierungsregister/</a>	18583-009-06
EAC			EAC-Zulassung
EAC			RU C- DE.A*30.B01561
cULus Recognized			

## Accessories

### Accessories

#### Bridge

Wiring bridge - MPB 18/1-10/1.0.0 - 2830443



Wiring bridge for modules with connecting pitch 17.5 mm, 1-phase, 10 pitches with contact sequence 1-0-0

## Lightning/surge arrester type 1/2 - VAL-MS-T1/T2 335/12.5/3+0 - 2800189

### Accessories

Wiring bridge - MPB 18/4- 8 - 2809283



Wiring bridge for modules with connecting pitch 17.5 mm, 4-phase, 8-pos.

---

Wiring bridge - MPB 18/3- 6 - 2809241



Wiring bridge for modules with connecting pitch 17.5 mm, 3-phase, 6-pos.

---

Wiring bridge - MPB 18/1-57 - 2809238



Wiring bridge for modules with connecting pitch 17.5 mm, 1-phase, 57-pos.

---

Wiring bridge - MPB 18/1-12 - 2748593



Wiring bridge for modules with connecting pitch 17.5 mm, 1-phase, 12-pos.

---

Wiring bridge - MPB 18/1- 9 - 2748580



Wiring bridge for modules with connecting pitch 17.5 mm, 1-phase, 9-pos.

---

## Lightning/surge arrester type 1/2 - VAL-MS-T1/T2 335/12.5/3+0 - 2800189

### Accessories

Wiring bridge - MPB 18/1- 8 - 2748577



Wiring bridge for modules with connecting pitch 17.5 mm, 1-phase, 8-pos.

---

Wiring bridge - MPB 18/1- 6 - 2748564



Wiring bridge for modules with connecting pitch 17.5 mm, 1-phase, 6-pos.

---

Wiring bridge - MPB 18/1- 4 - 2809225



Wiring bridge for modules with connecting pitch 17.5 mm, 1-phase, 4-pos.

---

Wiring bridge - MPB 18/1- 3 - 2809212



Wiring bridge for modules with connecting pitch 17.5 mm, 1-phase, 3-pos.

---

Wiring bridge - MPB 18/1- 2 - 2809209



Wiring bridge for modules with connecting pitch 17.5 mm, 1-phase, 2-pos.

---

### Device marking

## Lightning/surge arrester type 1/2 - VAL-MS-T1/T2 335/12.5/3+0 - 2800189

### Accessories

Zack marker strip - ZBN 18:UNBEDRUCKT - 2809128



Zack marker strip, Strip, white, unlabeled, can be labeled with: CMS-P1-PLOTTER, PLOTMARK, mounting type: snap into tall marker groove, for terminal block width: 18 mm, lettering field size: 18 x 5 mm, Number of individual labels: 5

---

### Feed-through terminal block

Feed-through terminal block - DK-BIC-35 - 2749880



Feed-through terminal block for VAL and FLT applications

---

### Labeled device marker

Marker for terminal blocks - ZBN 18,LGS:ERDE - 2749589



Marker for terminal blocks, Strip, white, labeled, Horizontal: Grounding symbol, mounting type: snap into tall marker groove, for terminal block width: 18 mm, lettering field size: 18 x 5 mm, Number of individual labels: 5

Marker for terminal blocks - ZBN 18,LGS:L1-N,ERDE - 2749576



Marker for terminal blocks, Strip, white, labeled, Horizontal: L1, L2, L3, N, GND, mounting type: snap into tall marker groove, for terminal block width: 18 mm, lettering field size: 18 x 5 mm, Number of individual labels: 5

---

### Marker pen

Marker pen - B-STIFT - 1051993



Marker pen, for manual labeling of unprinted Zack strips, smear-proof and waterproof, line thickness 0.5 mm

## Lightning/surge arrester type 1/2 - VAL-MS-T1/T2 335/12.5/3+0 - 2800189

### Accessories

#### Spare parts

Type 1/2 surge protection plug - VAL-MS-T1/T2 335/12.5 ST - 2800190



L-N replacement plug for VAL-MS-T1/T2 335/12.5 plug-in lightning/surge arrester.