

Front adapters - FLKM 50/ 4-FLK14/PA-S400 - 2294429

Please be informed that the data shown in this PDF Document is generated from our Online Catalog. Please find the complete data in the user's documentation. Our General Terms of Use for Downloads are valid (<http://phoenixcontact.com/download>)




VARIOFACE front adapter, for Siemens SIMATIC® S7-400, 4x 8 channels can be connected

Your advantages

- ✓ Transmission of a maximum of 32 digital channels via a 14-pos. system cable

Key Commercial Data

Packing unit	2 pc
GTIN	 4 017918 185398
GTIN	4017918185398
Weight per Piece (excluding packing)	197.950 g
Custom tariff number	85369010
Country of origin	Germany
Note	Made to Order (non-returnable)

Technical data

Ambient conditions

Ambient temperature (operation)	-20 °C ... 50 °C
Ambient temperature (storage/transport)	-20 °C ... 70 °C
Degree of protection	IP00

General

Max. permissible operating voltage	25 V AC
	60 V DC
Max. permissible current	1 A (per path)
	8 A (per connection, supply via separate power supply)
Max. permissible total current	2 A (per Byte, for supply via connector)
Mounting position	any

Front adapters - FLKM 50/ 4-FLK14/PA-S400 - 2294429

Technical data

Standards and Regulations

Standards/regulations	IEC 60664
	DIN EN 50178
Rated insulation voltage	63 V
Rated surge voltage	0.6 kV
Insulation	Functional insulation
Pollution degree	2
Overvoltage category	II

Connection data

Connection name	Controller level
Channels which can be connected	32

Connection data 2

Connection name	Field level
Connection method	IDC/FLK pin strip
Number of connections	4
Number of positions	14
Pitch	2.54 mm

Supported controller

Controller	SIEMENS S7-400
- suitable I/O card	6ES7 421-1BL01-0AA0
	6ES7 422-1BL00-0AA0
	6ES7 422-7BL00-0AB0

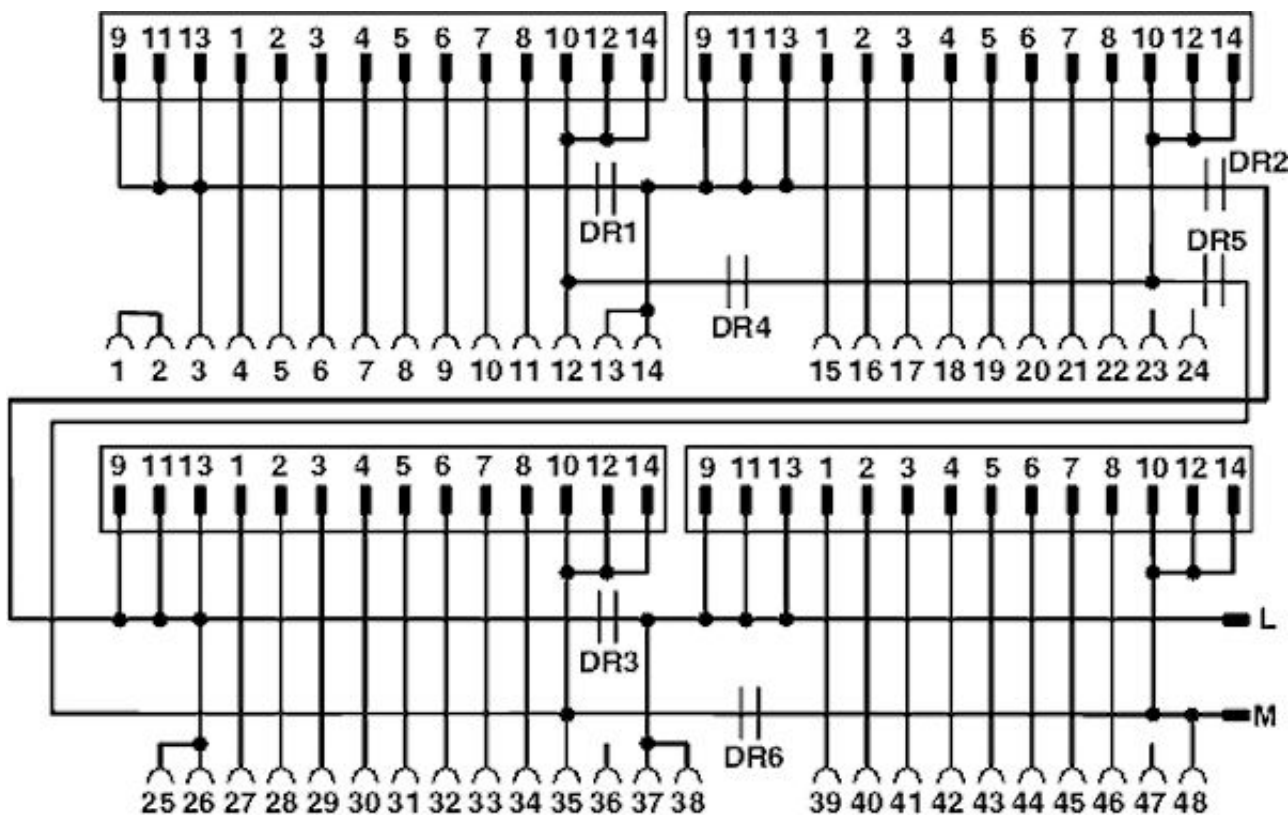
Environmental Product Compliance

China RoHS	Environmentally Friendly Use Period = 50
	For details about hazardous substances go to tab "Downloads", Category "Manufacturer's declaration"

Drawings

Front adapters - FLKM 50/ 4-FLK14/PA-S400 - 2294429

Circuit diagram



Connection scheme FLKM 50/4-FLK14/PA-S400

Classifications

eCl@ss

eCl@ss 4.0	27250300
eCl@ss 4.1	27250300
eCl@ss 5.0	27250300
eCl@ss 5.1	27250300
eCl@ss 6.0	27249200
eCl@ss 7.0	27249290
eCl@ss 8.0	27249290
eCl@ss 9.0	27242292

ETIM

ETIM 4.0	EC002584
----------	----------

Front adapters - FLKM 50/ 4-FLK14/PA-S400 - 2294429

Classifications

ETIM

ETIM 5.0	EC002584
ETIM 6.0	EC002584
ETIM 7.0	EC002584

UNSPSC

UNSPSC 6.01	30211824
UNSPSC 7.0901	39121421
UNSPSC 11	39121421
UNSPSC 12.01	39121421
UNSPSC 13.2	32151601
UNSPSC 18.0	32151601
UNSPSC 19.0	32151601
UNSPSC 20.0	32151601
UNSPSC 21.0	32151601

Approvals


Approvals

Approvals

EAC

Ex Approvals

Approval details

EAC		RU C- DE.A*30.B.01742
-----	---	--------------------------